



US00D463653S

(12) **United States Design Patent**
Maw

(10) **Patent No.:** **US D463,653 S**

(45) **Date of Patent:** **** Oct. 1, 2002**

(54) **DISPOSABLE ABSORBENT BIB**

(76) Inventor: **Margarita Maw**, 13455 Sumter St.,
Fontana, CA (US) 92336

(**) Term: **14 Years**

(21) Appl. No.: **29/144,741**

(22) Filed: **Jul. 10, 2001**

(51) **LOC (7) Cl.** **02-02**

(52) **U.S. Cl.** **D2/862; D2/860; D2/861**

(58) **Field of Search** **D2/860, 861, 862,**
D2/863, 864; 2/48, 49.1, 49.2, 49.3, 51

(56) **References Cited**

U.S. PATENT DOCUMENTS

2,430,941	A	*	11/1947	Long	
2,690,563	A	*	10/1954	Wilson	
D185,367	S	*	6/1959	Kaye	
D223,430	S	*	4/1972	Brosk	D2/861
D236,858	S	*	6/1972	Skeel et al.	
D225,695	S	*	1/1973	Geiger	
4,660,225	A	*	4/1987	Kahn	2/49.4
D345,852	S	*	4/1994	Nelson	D2/861
D379,660	S	*	6/1997	Aube	D24/199

D407,887	S	*	4/1999	Rears et al.	D2/862
D416,663	S	*	11/1999	Thomas	D2/861
D420,204	S	*	2/2000	Sasani	D2/861
6,308,333	B1	*	10/2001	Jackson	2/49.4

* cited by examiner

Primary Examiner—Celia Murphy

(74) *Attorney, Agent, or Firm*—Goldstein & Lavas, P.C.

(57) **CLAIM**

The ornamental design for a disposable absorbent bib, as shown and described.

DESCRIPTION

FIG. 1 is a perspective view of a disposable absorbent bib showing my new design;

FIG. 2 is a front elevational view thereof;

FIG. 3 is a rear elevational view thereof;

FIG. 4 is a left side elevational view thereof;

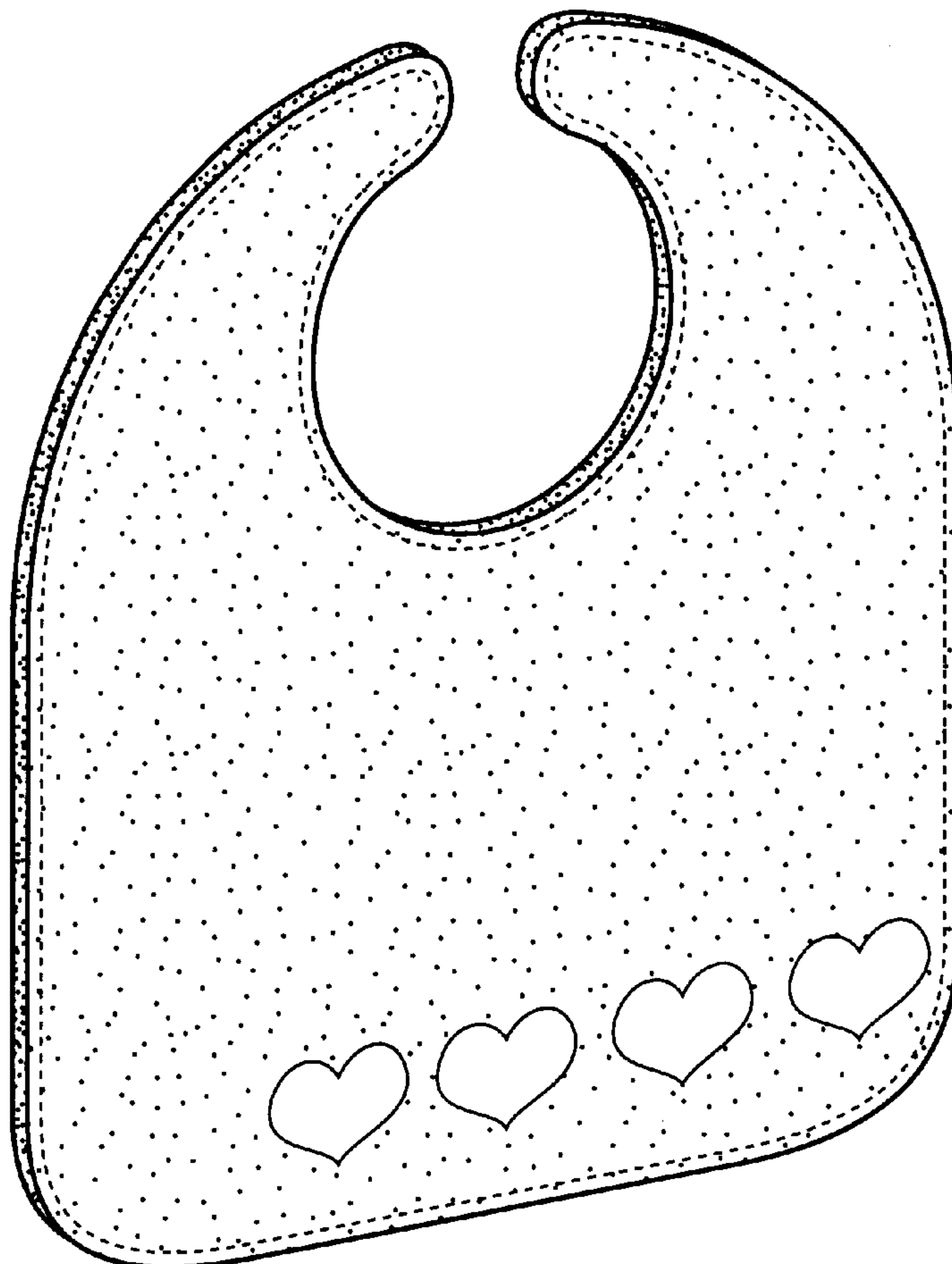
FIG. 5 is a right side elevational view thereof;

FIG. 6 is a top plan view thereof; and,

FIG. 7 is a bottom plan view thereof.

The broken lines shown around the periphery in FIGS. 1-3 are understood to represent stitching.

1 Claim, 4 Drawing Sheets



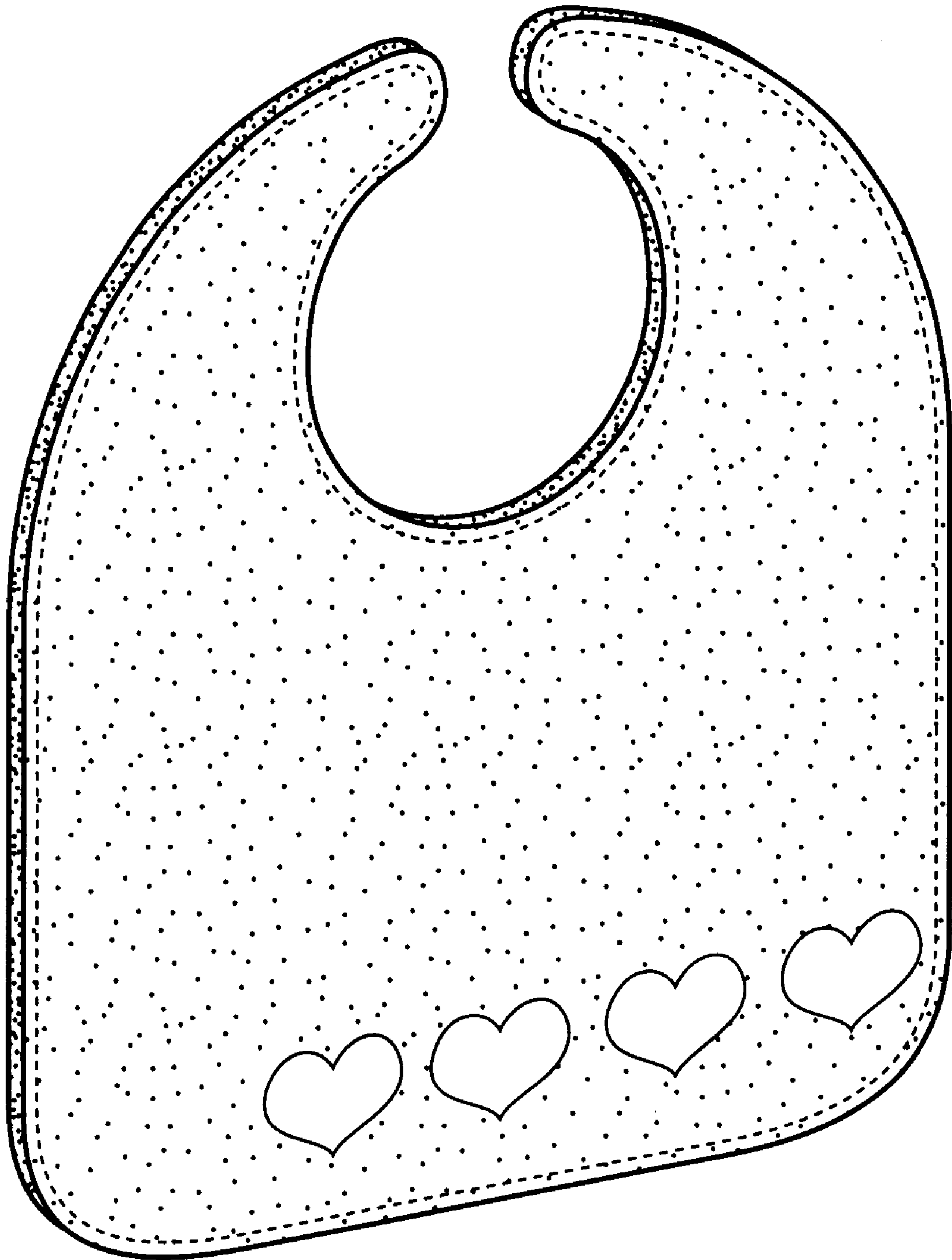


FIG. 1

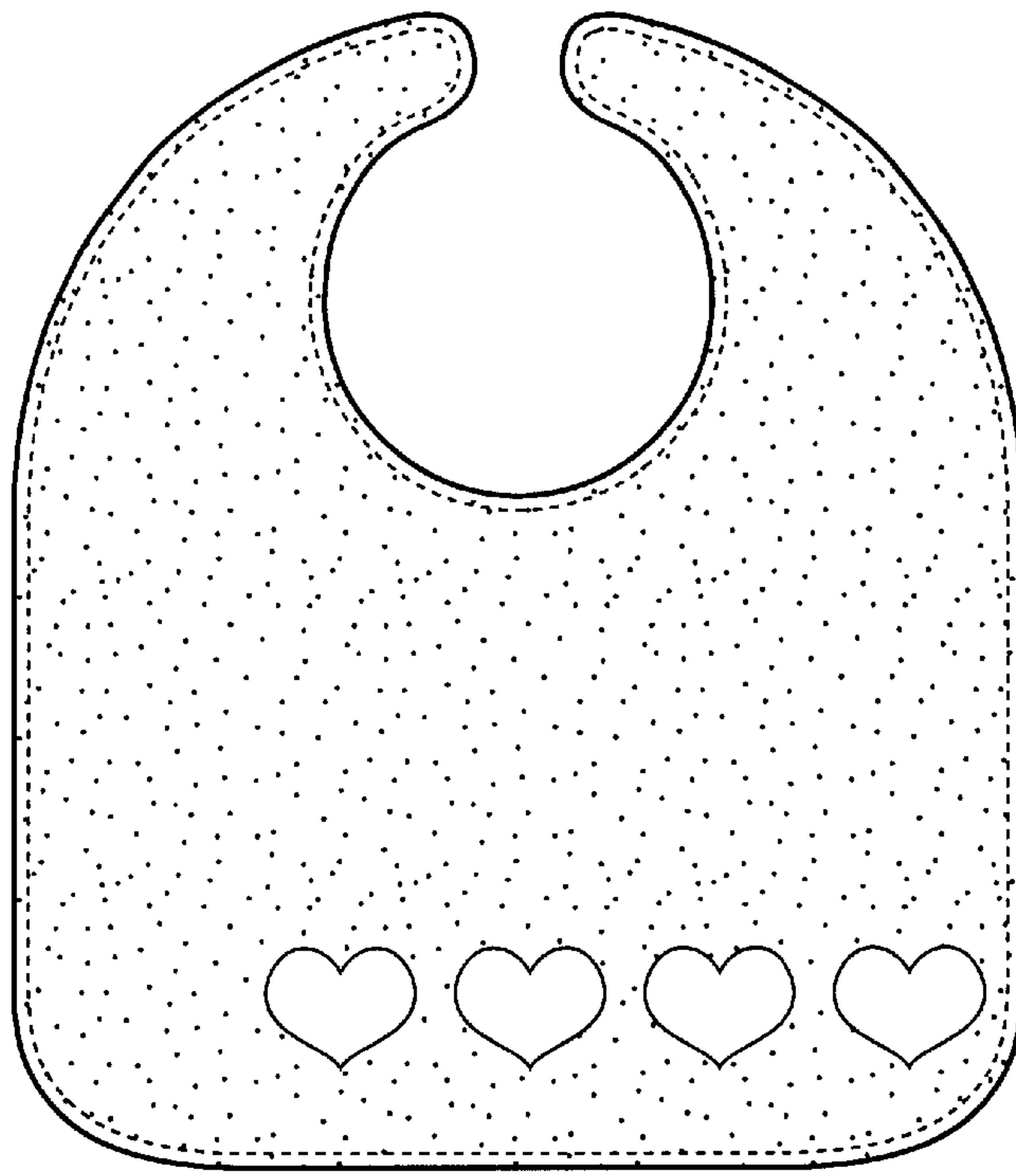


FIG. 2

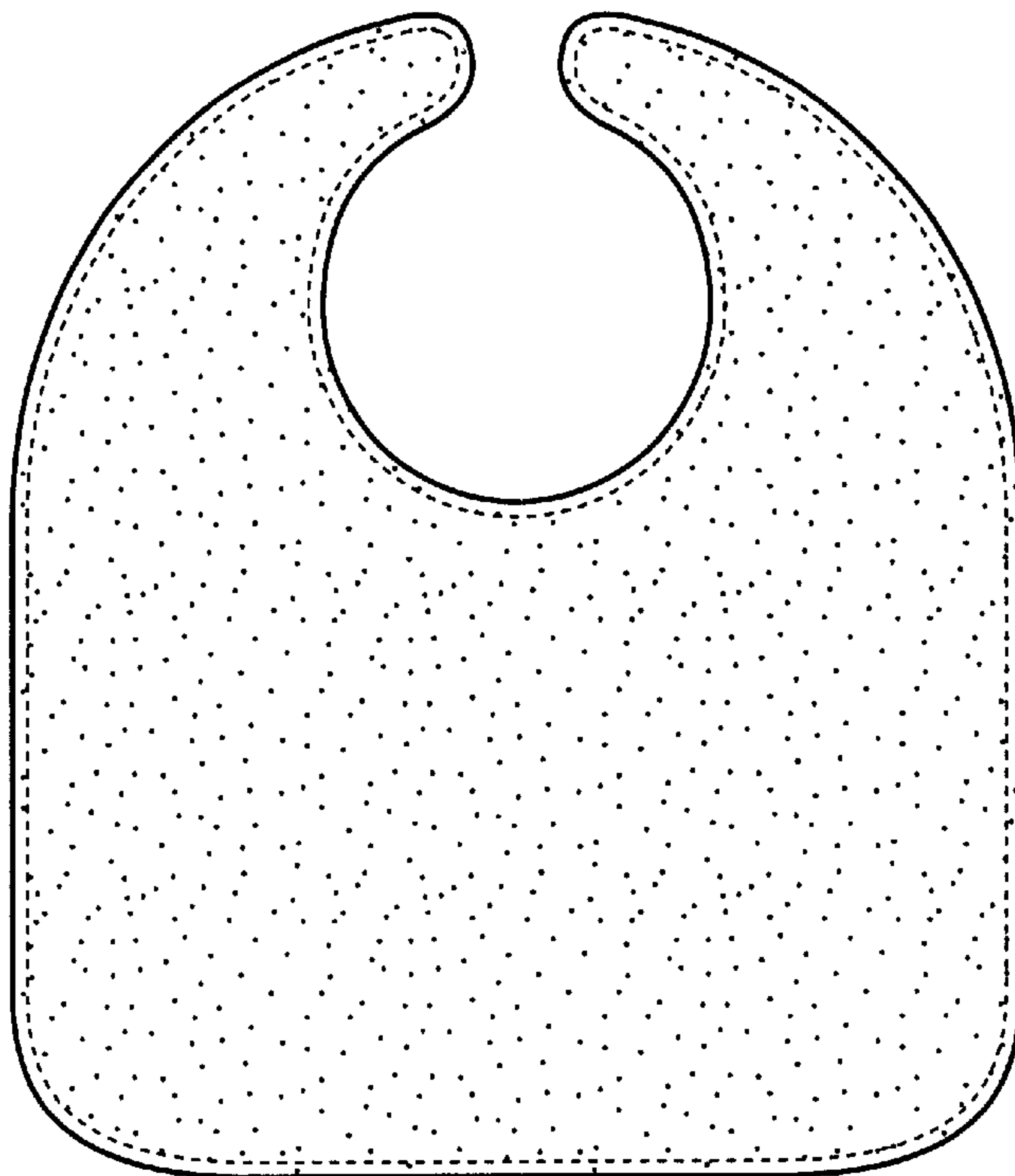


FIG. 3



FIG. 4



FIG. 5



FIG. 6



FIG. 7