



US00D463644S

(12) **United States Design Patent**  
**Neuhaus**

(10) **Patent No.:** **US D463,644 S**

(45) **Date of Patent:** **\*\* Sep. 24, 2002**

(54) **REFUSE COLLECTOR**

(75) Inventor: **Egbert Neuhaus**, Arnsberg (DE)

(73) Assignee: **Westermann KG**, Arnsberg (DE)

(\*\*) Term: **14 Years**

(21) Appl. No.: **29/139,366**

(22) Filed: **Mar. 29, 2001**

(30) **Foreign Application Priority Data**

Oct. 12, 2000 (DE) ..... 400 10 021

(51) **LOC (7) Cl.** ..... **09-09**

(52) **U.S. Cl.** ..... **D34/4**

(58) **Field of Search** ..... D34/1, 7, 8, 9,  
D34/4; 220/908, 909, 910, 911

(56) **References Cited**

**U.S. PATENT DOCUMENTS**

- D222,559 S \* 11/1971 Nichols et al. .... D34/1
- D268,059 S \* 2/1983 Krackle ..... D34/4
- D423,168 S \* 4/2000 Studstill ..... D34/7

D447,611 S \* 9/2001 Lin ..... D34/9

\* cited by examiner

*Primary Examiner*—Cynthia E. Ramirez

(74) *Attorney, Agent, or Firm*—Martin A. Farber

(57) **CLAIM**

The ornamental design for a refuse collector, as shown and described.

**DESCRIPTION**

FIG. 1 is a perspective view of a refuse collector of my invention;

FIG. 2 is a top view of FIG. 1 of a refuse collector of my invention;

FIG. 3 is a bottom view of FIG. 1 of a refuse collector of my invention;

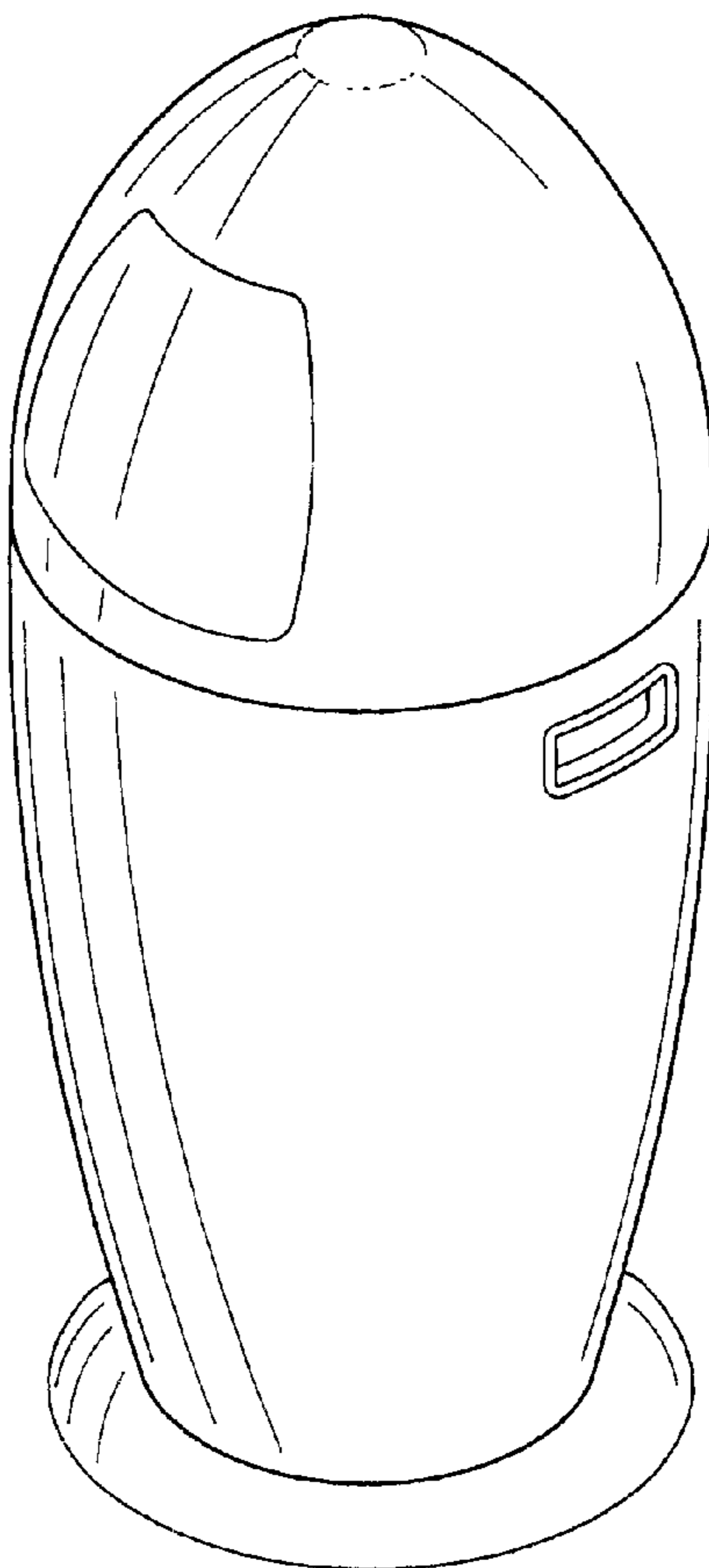
FIG. 4 is a front elevational view of FIG. 1 of the refuse collector in accordance with my invention;

FIG. 5 is a rear elevational view of FIG. 1 of a refuse collector of my invention;

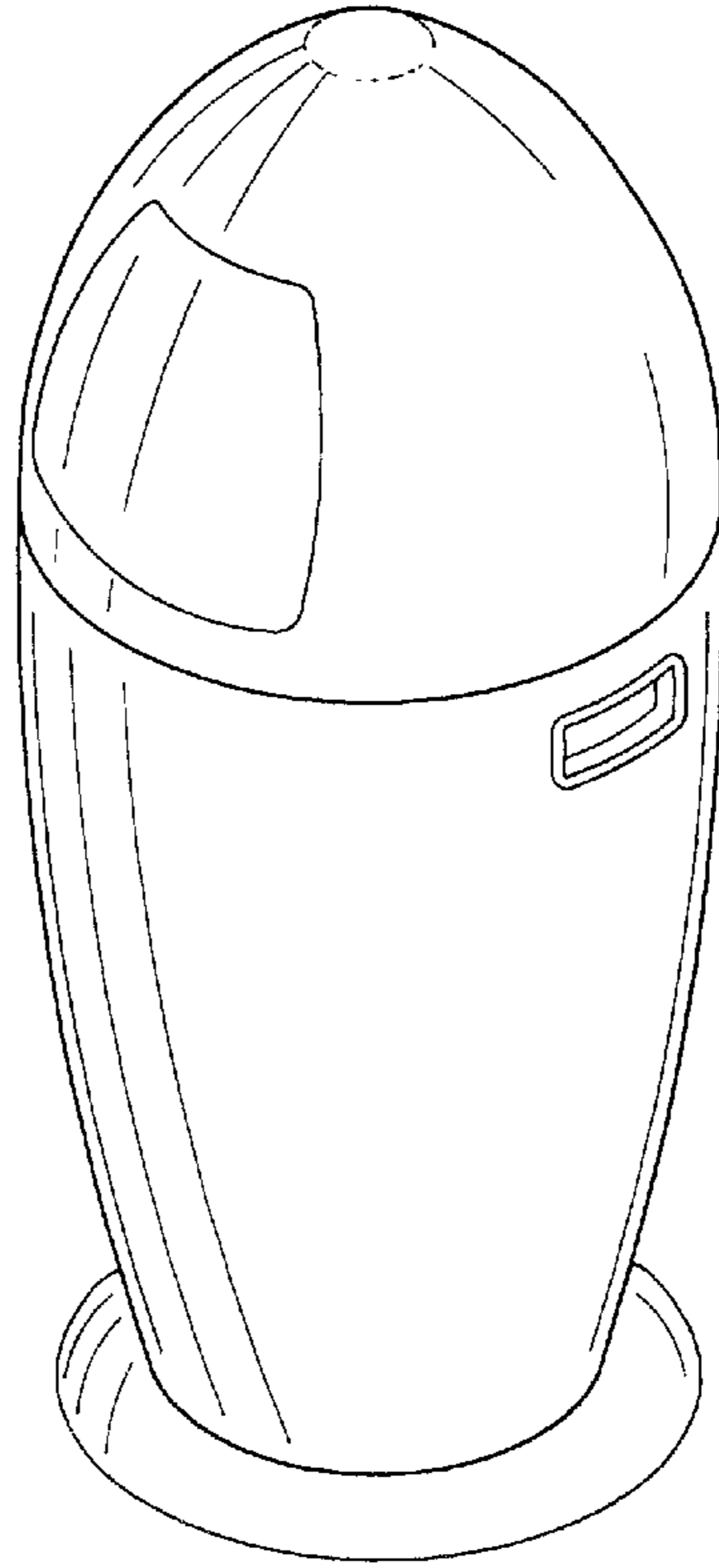
FIG. 6 is a left-side elevational view of FIG. 1 of a refuse collector of my invention; and,

FIG. 7 is a right-side elevational view of FIG. 1 of a refuse collector of my invention.


**1 Claim, 2 Drawing Sheets**



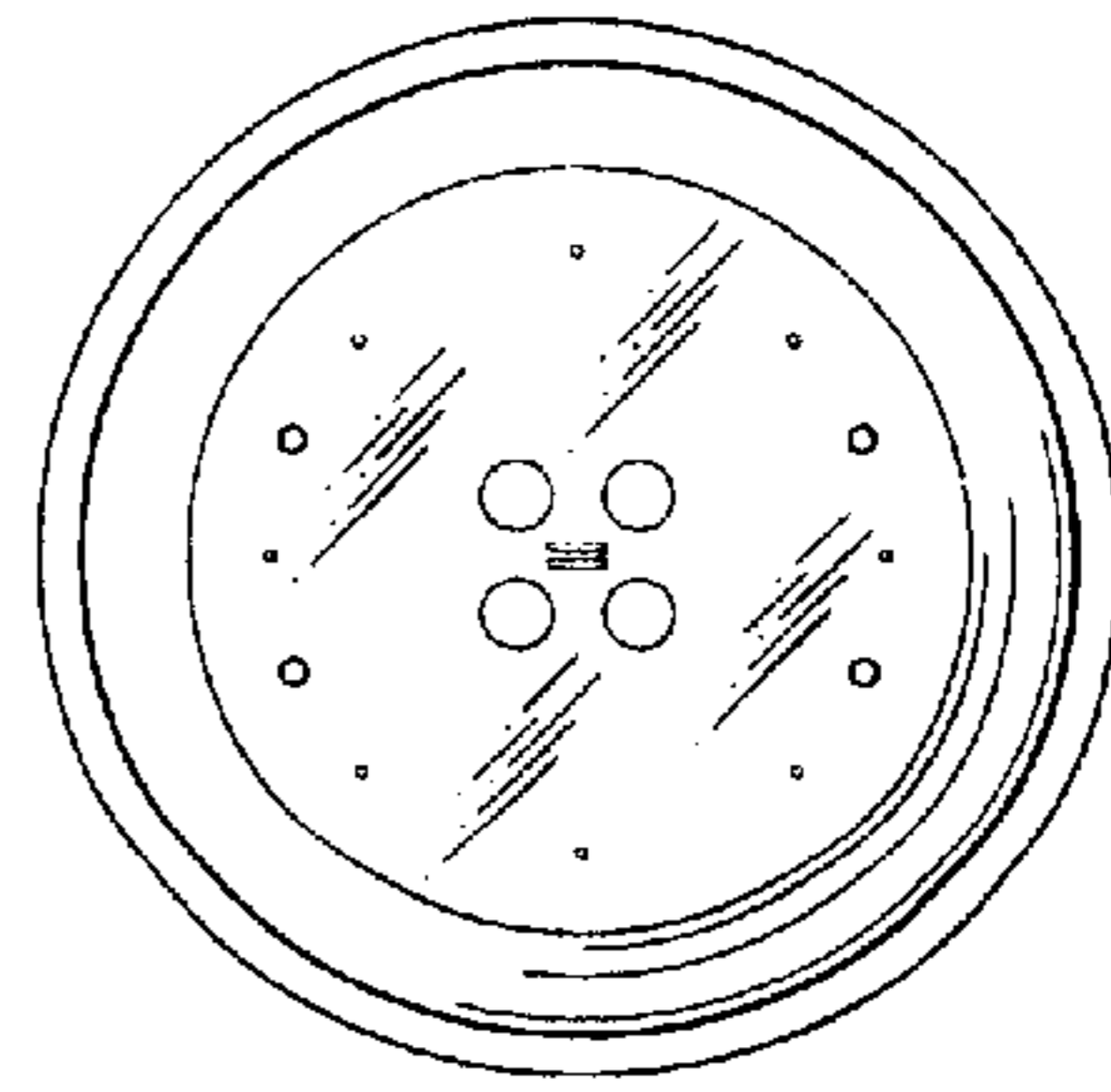
***Fig. 1***



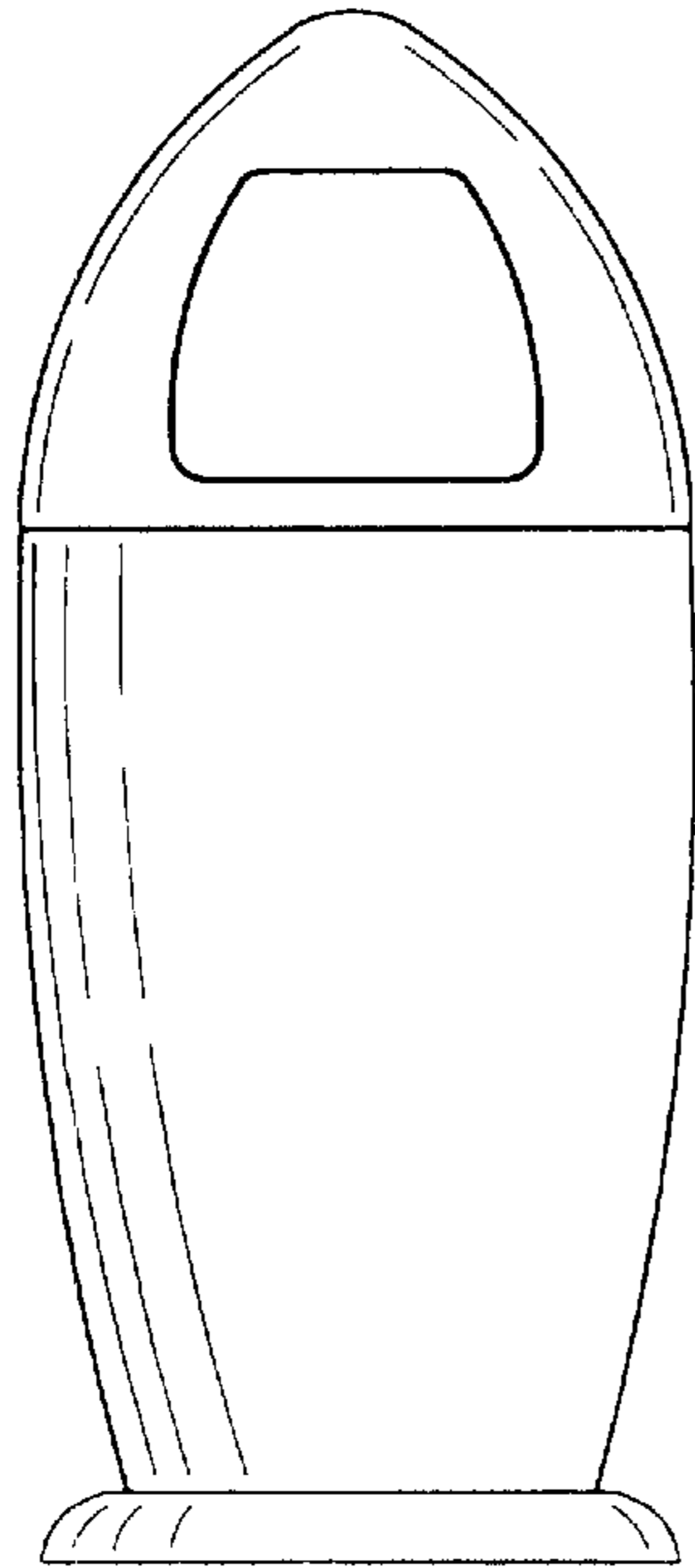
***Fig. 2***




***Fig. 3***



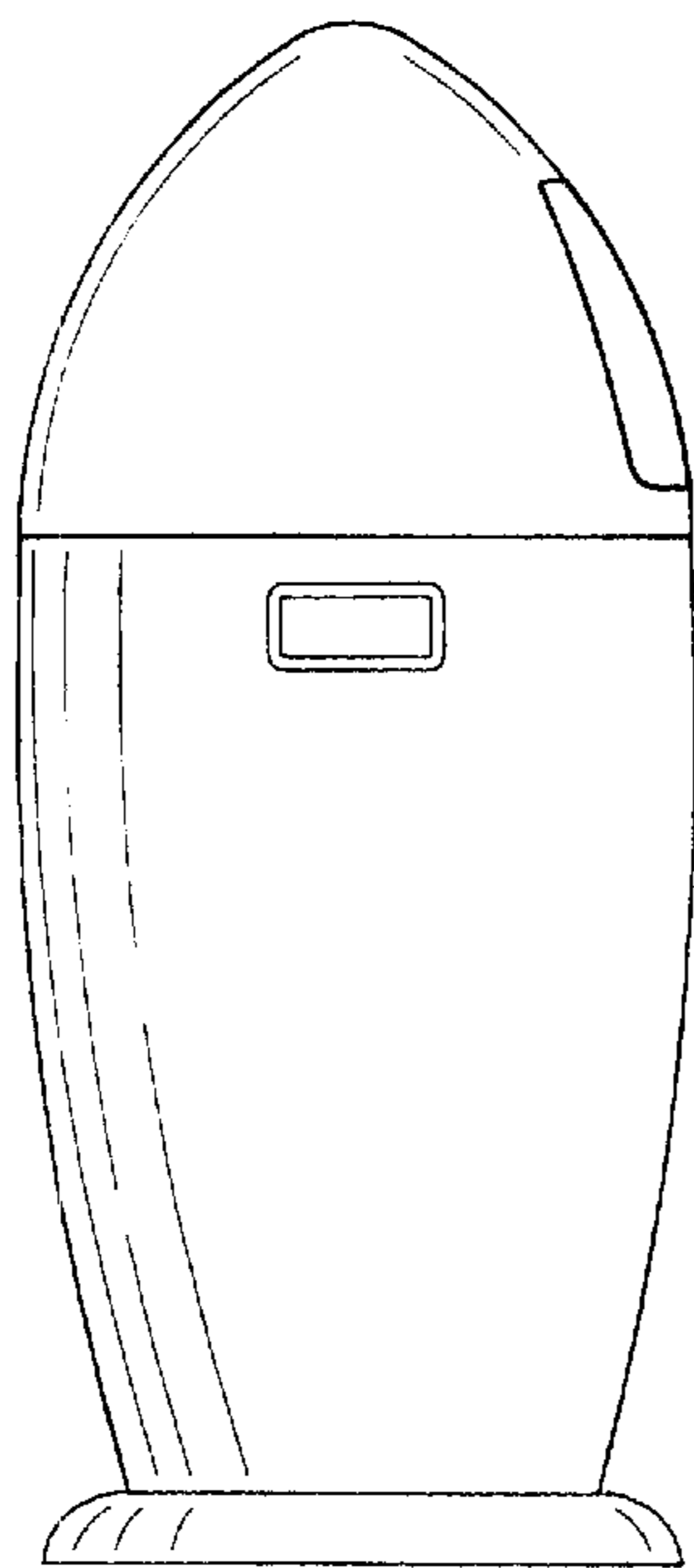
***Fig. 4***



***Fig. 5***



***Fig. 6***



***Fig. 7***

