



US00D463631S

(12) **United States Design Patent** (10) **Patent No.:** **US D463,631 S**
Baldwin et al. (45) **Date of Patent:** **** *Sep. 24, 2002**

(54) **LAUNDRY APPLIANCE FRONT PANEL**

(75) Inventors: **Mark W. Baldwin**, St. Joseph, MI (US); **Ruben Castano**, Monvalle (IT); **Giorgia Santini**, Milan (IT); **Oren Shai**, Columbus, OH (US)

(73) Assignee: **Whirlpool Corporation**, Benton Harbor, MI (US)

(*) Notice: This patent is subject to a terminal disclaimer.

(**) Term: **14 Years**

(21) Appl. No.: **29/142,732**

(22) Filed: **May 31, 2001**

(51) **LOC (7) Cl.** **15-05**

(52) **U.S. Cl.** **D32/6; D32/8**

(58) **Field of Search** D32/1, 5, 6, 8, D32/10, 12, 25, 28; 34/58, 108, 139, 523, 524, 595, 596, 602, 603; 68/3 R, 4, 5 R, 12.01, 12.07, 12.08, 12.12, 12.26, 12.27, 13 R, 16, 24

(56) **References Cited**

U.S. PATENT DOCUMENTS

D153,985 S * 5/1949 Sandin D32/8

D178,004 S * 6/1956 Nadherny D32/6
D193,677 S * 9/1962 Bengtson D32/8
3,508,340 A * 4/1970 Kombol 34/553
D236,152 S * 7/1975 Yamamoto D32/8
4,446,706 A * 5/1984 Hartwig 68/24
4,819,459 A * 4/1989 Keith 68/3 R
D450,164 S * 11/2001 Dyson et al. D32/6

* cited by examiner

Primary Examiner—Martie K. Holtje

(74) *Attorney, Agent, or Firm*—Robert O. Rice; Thomas J. Roth; Stephen D. Krefman

(57) **CLAIM**

The ornamental design for a laundry appliance front panel, as shown and described.

DESCRIPTION

FIG. 1 is a perspective view of the design of a laundry appliance front panel of the present invention.

FIG. 2 is a front elevational view thereof.

FIG. 3 is a top plan view thereof.

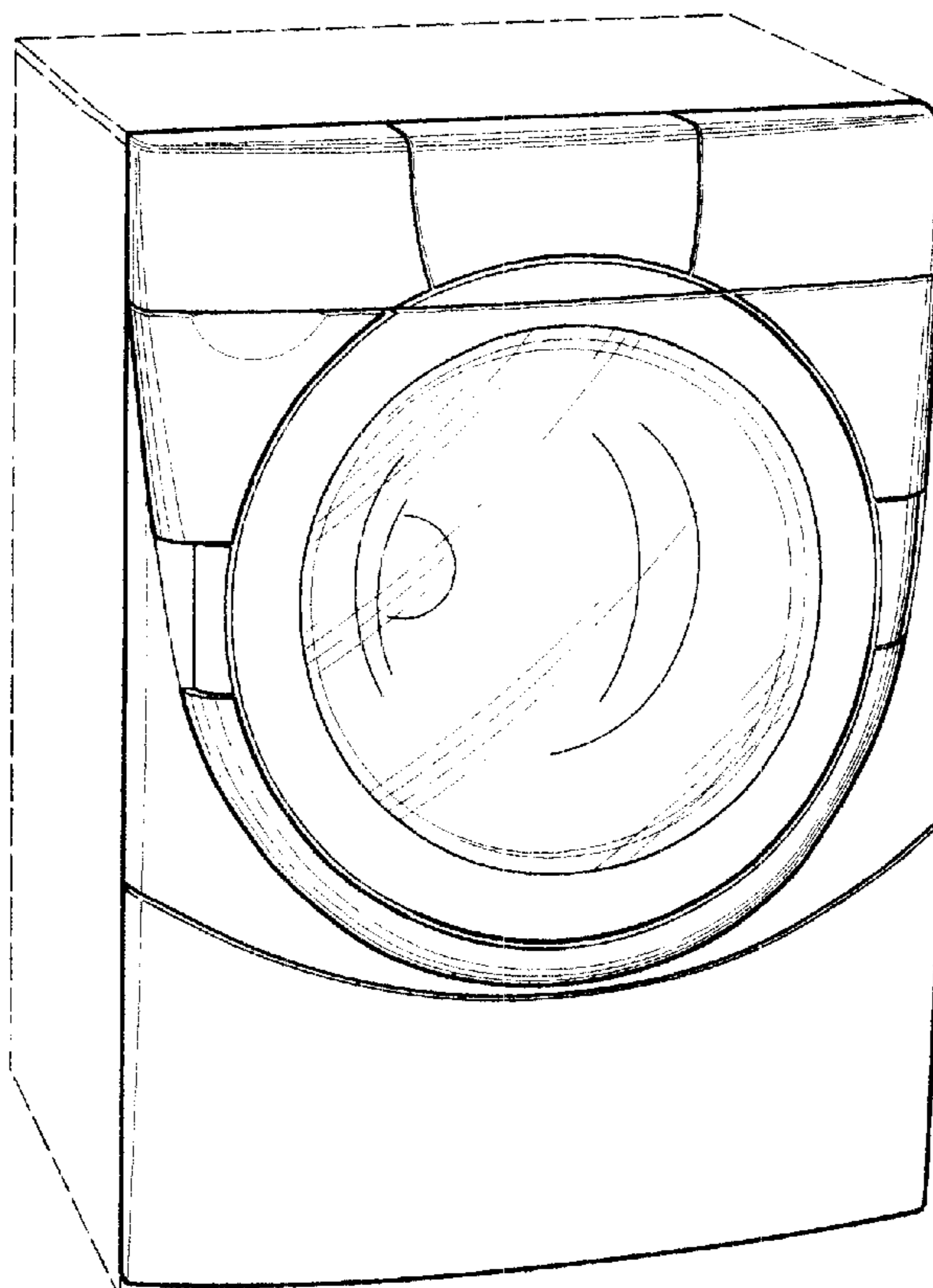
FIG. 4 is a right side elevational view thereof.

FIG. 5 is a left side elevational view thereof; and,

FIG. 6 is a bottom plan view thereof.

The structure depicted by means of broken lines in FIG. 1 has been shown for illustrative purposes only and forms no part of the claimed design.

1 Claim, 2 Drawing Sheets



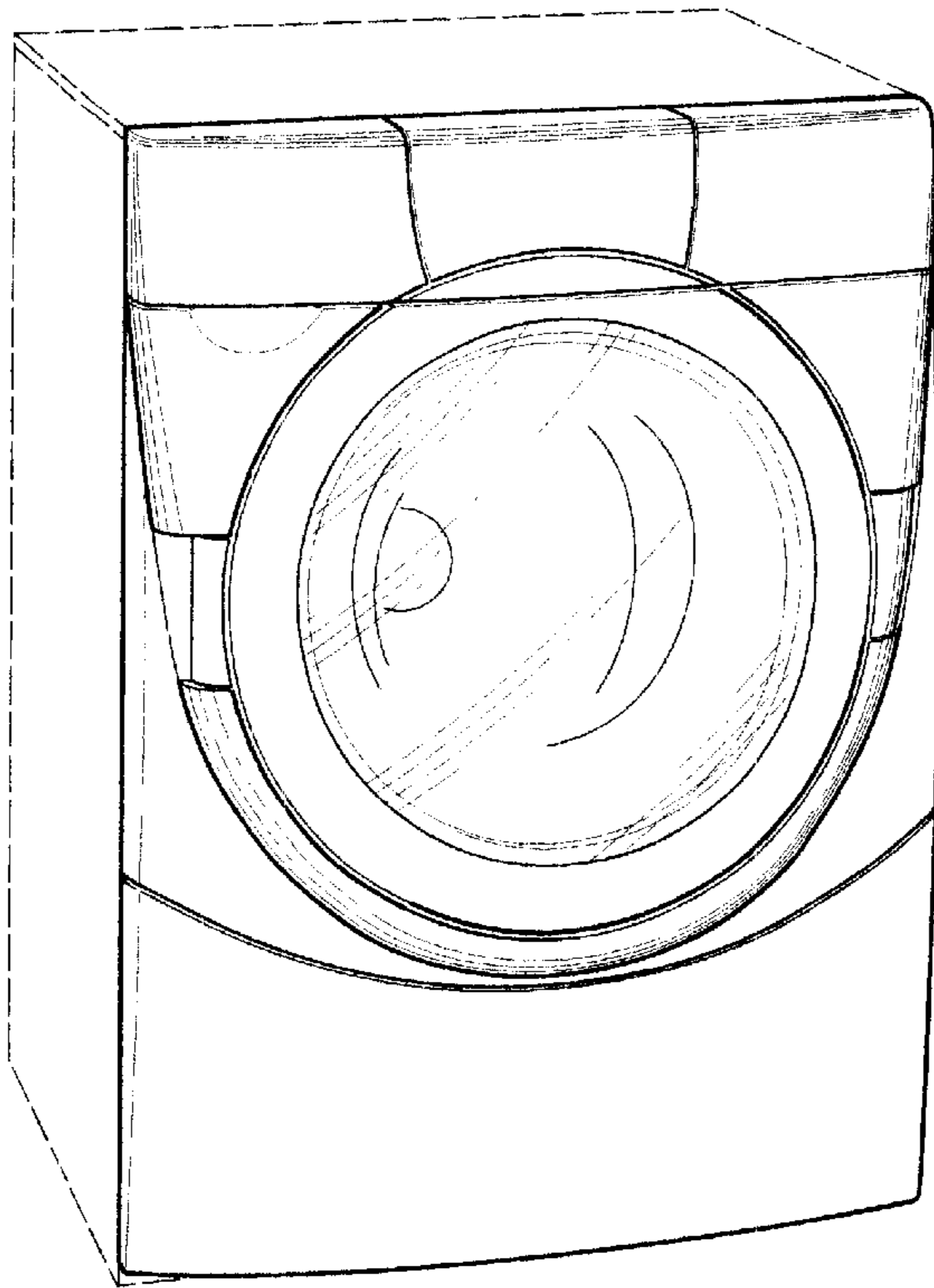


Fig. 1

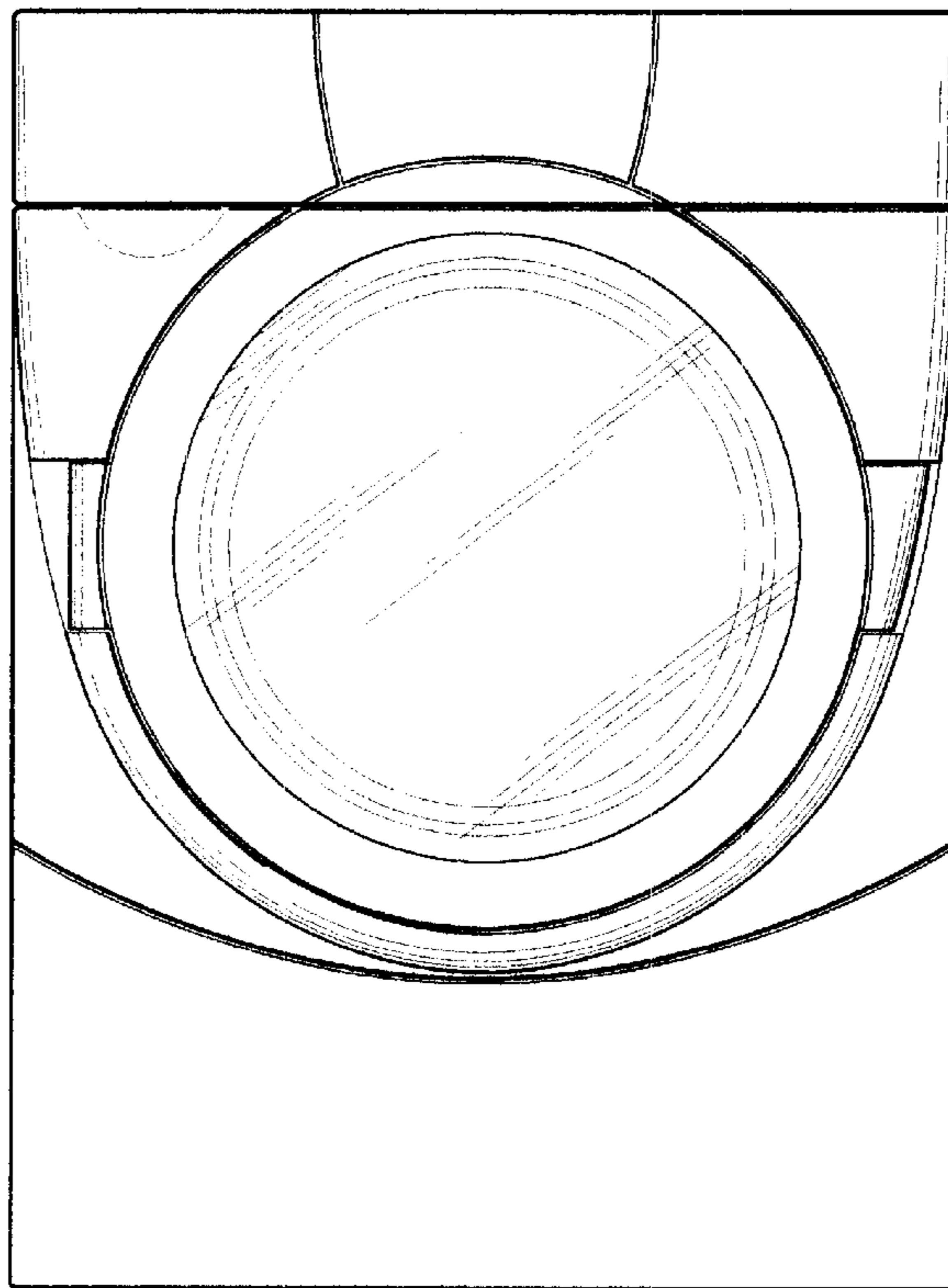


Fig. 2




Fig. 3

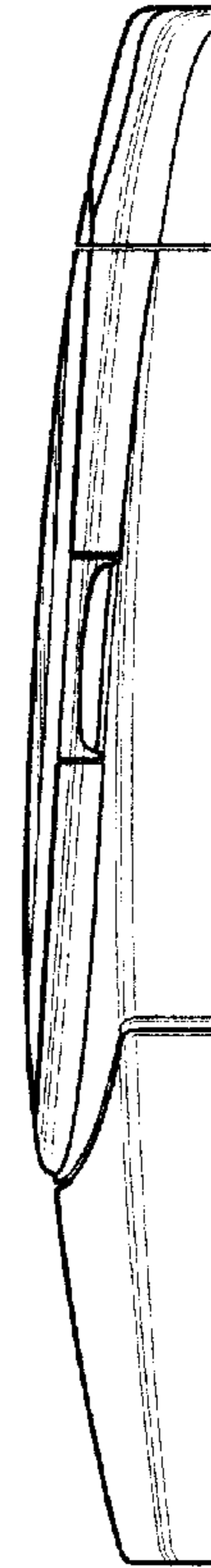


Fig. 4



Fig. 5




Fig. 6