



US00D463629S

(12) **United States Design Patent** (10) **Patent No.:** **US D463,629 S**
Black (45) **Date of Patent:** **** *Sep. 24, 2002**

(54) **HAND MITTS**

(75) **Inventor:** **Marie Swan Black**, 1977 NW. Overton, Portland, OR (US) 97210

(73) **Assignee:** **Marie Swan Black**, Beaverton, OR (US)

(*) **Notice:** This patent is subject to a terminal disclaimer.

(**) **Term:** **14 Years**

(21) **Appl. No.:** **29/121,323**

(22) **Filed:** **Apr. 4, 2000**

(51) **LOC (7) Cl.** **06-13**

(52) **U.S. Cl.** **D29/118**

(58) **Field of Search** D29/118, 119, D29/122, 123, 113; D2/622, 623, 613, 614, 615; 2/16, 20, 158

(56) **References Cited**

U.S. PATENT DOCUMENTS

- 1,495,389 A * 5/1924 Heimerl et al. 2/158 X
- 2,552,177 A * 5/1951 Hurt 2/24
- 2,745,128 A * 5/1956 Zeuner 2/158
- 3,189,919 A * 6/1965 Chase 2/16
- D248,074 S * 6/1978 Randall D29/119
- D303,725 S * 9/1989 Rojko et al. D29/113 X
- D307,199 S * 4/1990 Rojko et al. D29/113 X
- 5,050,596 A * 9/1991 Walasek et al. 2/158 X

- 5,349,966 A * 9/1994 Garcia 2/16 X
- 5,572,744 A * 11/1996 Reid, Jr. et al. 2/158
- D377,053 S * 12/1996 Williams D29/113 X
- D404,175 S * 1/1999 Griffin, Sr. D29/113

* cited by examiner

Primary Examiner—Catherine R. Oliver
Assistant Examiner—Robert A. Delehanty
(74) *Attorney, Agent, or Firm*—Chernoff Vilhauer McClung & Stenzel, LLP

(57) **CLAIM**

The novel and ornamental design for hand mitts, as shown and described.

DESCRIPTION

FIG. 1 is a front view with the rear view being the same of a first embodiment;
FIG. 2 is a top view of the embodiment shown in FIG. 1;
FIG. 3 is a bottom view of the embodiment shown in FIG. 1;
FIG. 4 is a right side view with the left side view the same of the embodiment shown in FIG. 1;
FIG. 5 is a front view with the rear view being the same of a second embodiment;
FIG. 6 is a top view of the embodiment shown in FIG. 5;
FIG. 7 is a bottom view of the embodiment shown in FIG. 5; and,
FIG. 8 is a right side view with the left side view being the same of the embodiment shown in FIG. 5.

1 Claim, 2 Drawing Sheets

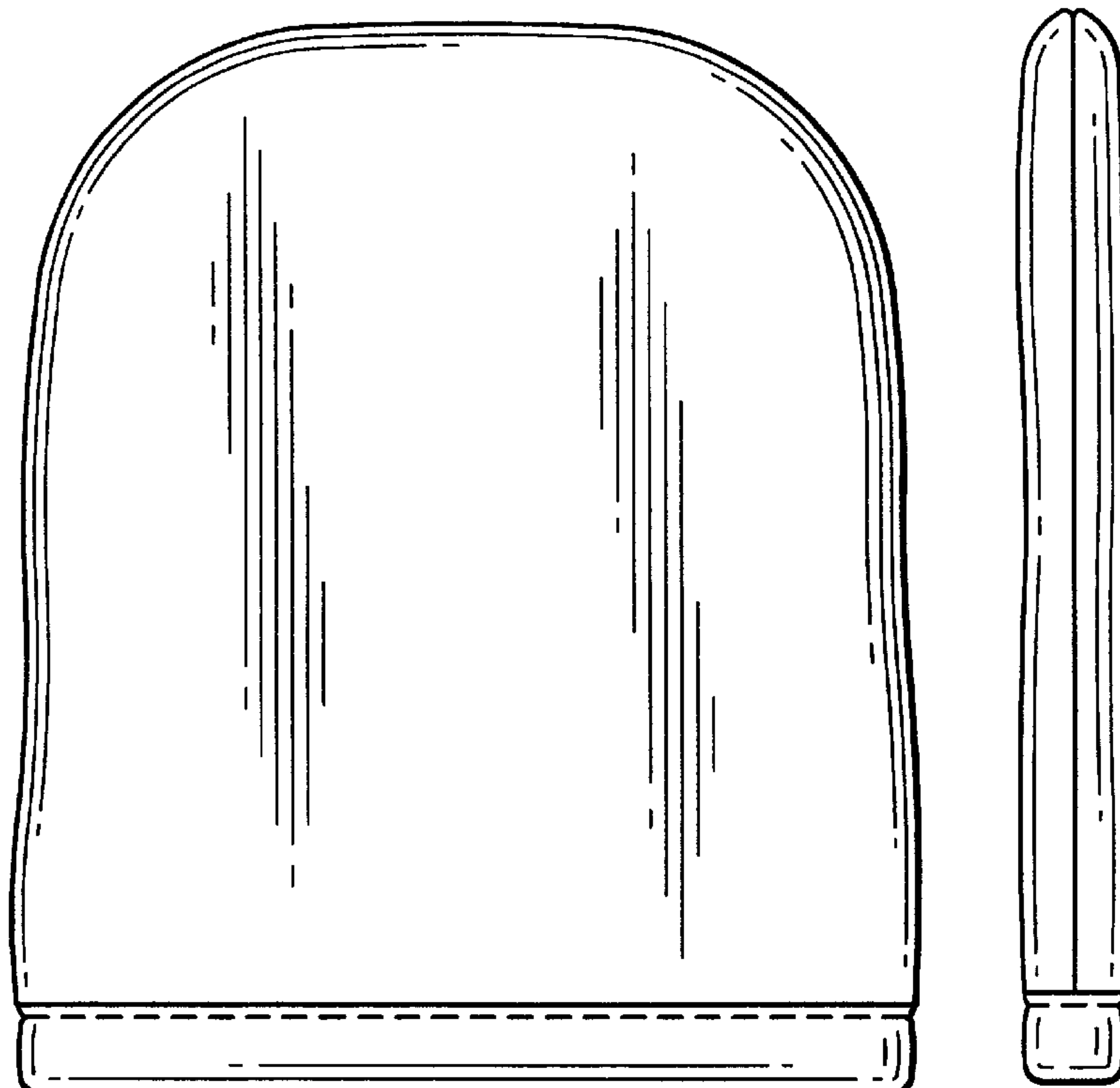




FIG. 2

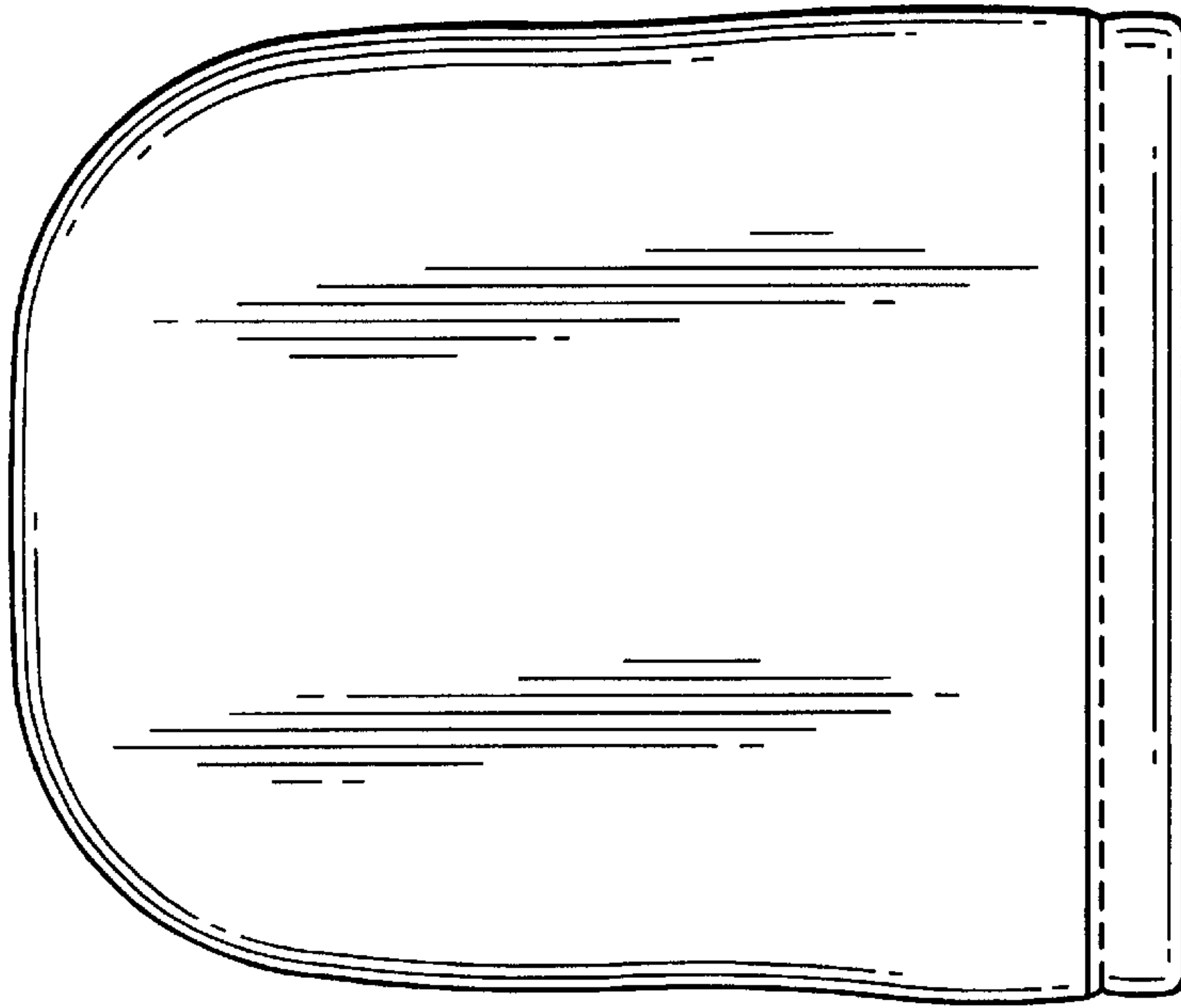


FIG. 1




FIG. 4



FIG. 3




FIG. 6

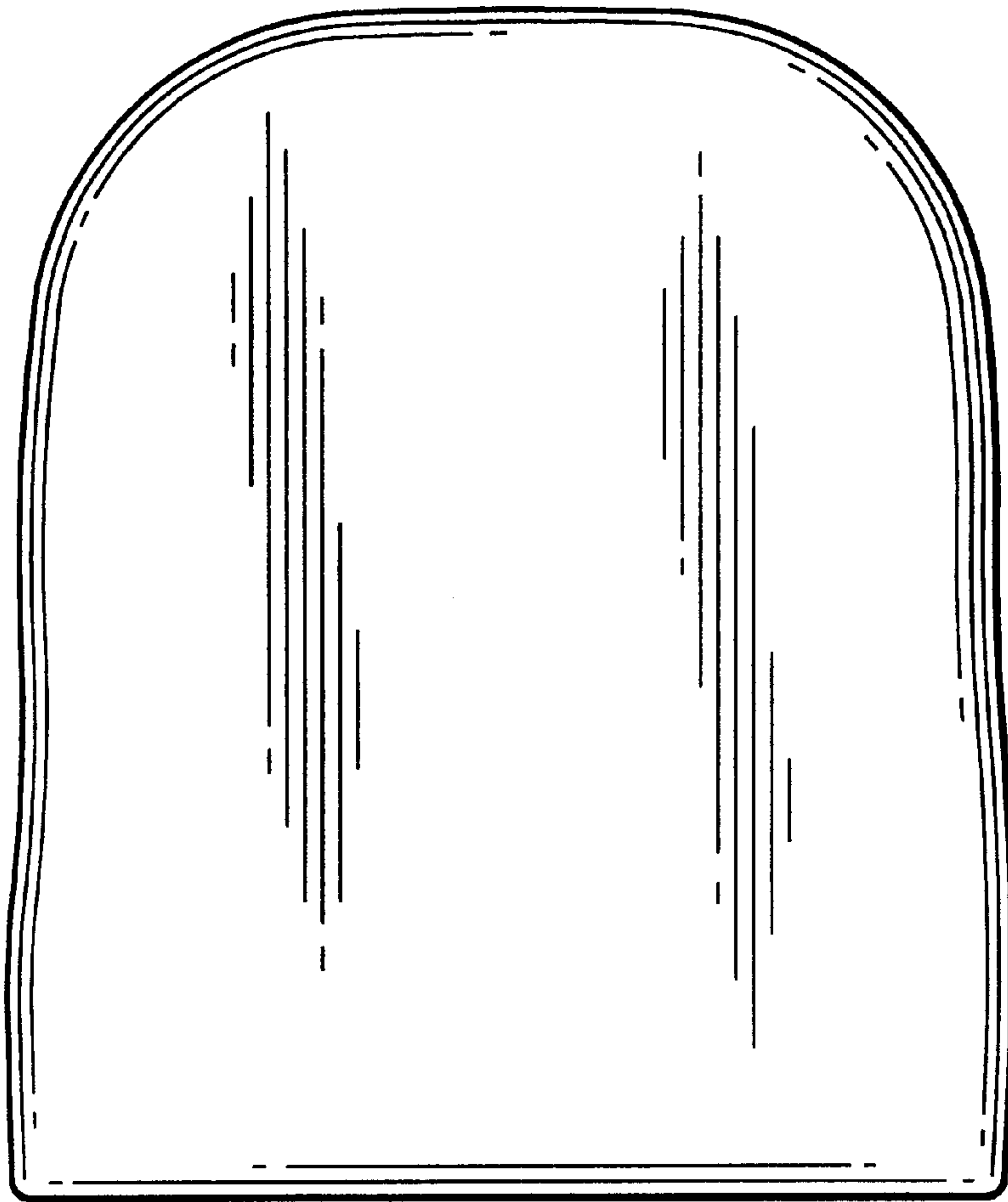


FIG. 5



FIG. 8




FIG. 7