



US00D463610S

(12) **United States Design Patent**  
**Piepgras et al.**

(10) **Patent No.:** **US D463,610 S**

(45) **Date of Patent:** **\*\* Sep. 24, 2002**

(54) **LIGHTING FIXTURE**

(75) Inventors: **Colin Piepgras**, Salem, MA (US);  
**Christian Blanc**, Cambridge, MA (US)

(73) Assignee: **Color Kinetics, Inc.**, Boston, MA (US)

(\*\*) Term: **14 Years**

(21) Appl. No.: **29/138,407**

(22) Filed: **Mar. 13, 2001**

(51) **LOC (7) Cl.** ..... **26-03**

(52) **U.S. Cl.** ..... **D26/104**

(58) **Field of Search** ..... D26/24, 93-112;  
362/217, 222, 223, 279, 290, 307, 362,  
410-414

(56) **References Cited**

**U.S. PATENT DOCUMENTS**

4,707,766 A \* 11/1987 Bertozzi et al. .... 362/362 X  
D333,008 S \* 2/1993 Frost et al. .... D26/63

\* cited by examiner

*Primary Examiner*—Alan P. Douglas

*Assistant Examiner*—Linda Brooks

(74) *Attorney, Agent, or Firm*—Foley Hoag, LLP

(57) **CLAIM**

The ornamental design for a lighting fixture, as shown and described.

**DESCRIPTION**

FIG. 1 is a front elevational view of the lighting fixture according to our new design.

FIG. 2 is a rear elevational view thereof.



FIG. 3 is a right side elevational view thereof.


FIG. 4 is a perspective view thereof, looking toward the front right side; and,

FIG. 5 is a perspective view thereof, looking toward the rear of the left side.


The bottom of the lighting fixture is plain and non-ornamental.

**1 Claim, 5 Drawing Sheets**







*FIG. 1*




*FIG. 2*



*FIG. 3*



*FIG. 4*



*FIG. 5*