



US00D463602S

(12) **United States Design Patent** (10) **Patent No.:** **US D463,602 S**
Yando (45) **Date of Patent:** **** Sep. 24, 2002**

(54) **CHANDELIER**

(75) Inventor: **Roslyn Yando**, Brainardsville, NY (US)

(73) Assignee: **Schonbek Worldwide Lighting, Inc.**,
Plattsburgh, NY (US)

(**) Term: **14 Years**

(21) Appl. No.: **29/135,148**

(22) Filed: **Jan. 5, 2001**

(51) **LOC (7) Cl.** **26-03**

(52) **U.S. Cl.** **D26/81; D26/86**

(58) **Field of Search** **D26/72, 73, 87,**
D26/92; 362/147, 432, 806-808

(56) **References Cited**

U.S. PATENT DOCUMENTS

- D68,741 S * 11/1925 Seidell D26/81
- D386,281 S * 11/1997 Hammar D26/81
- D406,671 S * 3/1999 Tsuji D26/84

OTHER PUBLICATIONS

World Imports Catalog#17, (c) 1990; p. 73; item #1310-08.*
"SCHONBECK Beyond Lighting" Catalog, Copyright
1999, pp. 92-93.

* cited by examiner

Primary Examiner—Alan P. Douglas

Assistant Examiner—Clare E. Heflin

(74) *Attorney, Agent, or Firm*—Wolf, Greenfield & Sacks,
P.C.

(57) **CLAIM**

The ornamental design for a chandelier, as shown and
described.

DESCRIPTION

FIG. 1 is a side, perspective view of the chandelier, with
eight lamp elements and shades shown in phantom;

FIG. 2 is a front view thereof;

FIG. 3 is a rear view thereof;

FIG. 4 is a left side view;

FIG. 5 is a right side view thereof;

FIG. 6 is a top view thereof;

FIG. 7 is a bottom view thereof; and

FIG. 8 is a side perspective view of the chandelier;

FIG. 9 is a front view thereof;

FIG. 10 is a rear view thereof;

FIG. 11 is a left side view thereof;


FIG. 12 is a right side view thereof; and

FIG. 13 is a top view thereof; and,

FIG. 14 is a bottom view thereof.

The broken line showing of the lamp elements is for
illustrative purposes only and forms no part of the claimed
design.

1 Claim, 12 Drawing Sheets






Fig. 1




Fig. 2




Fig. 3




Fig. 4




Fig. 5

Fig. 6

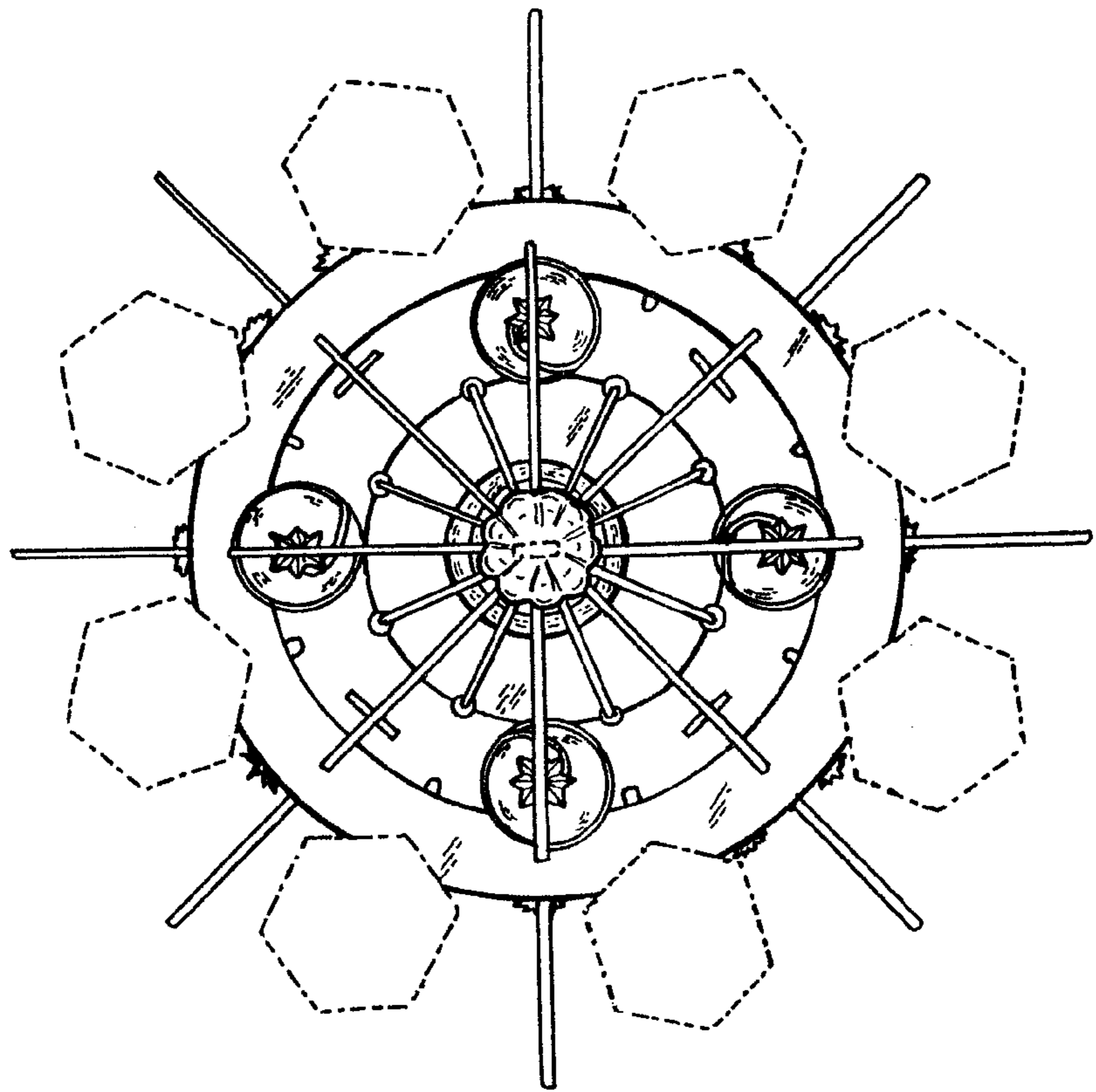



Fig. 7






Fig. 8




Fig. 9




Fig. 10




Fig. 11




Fig. 12

Fig. 13

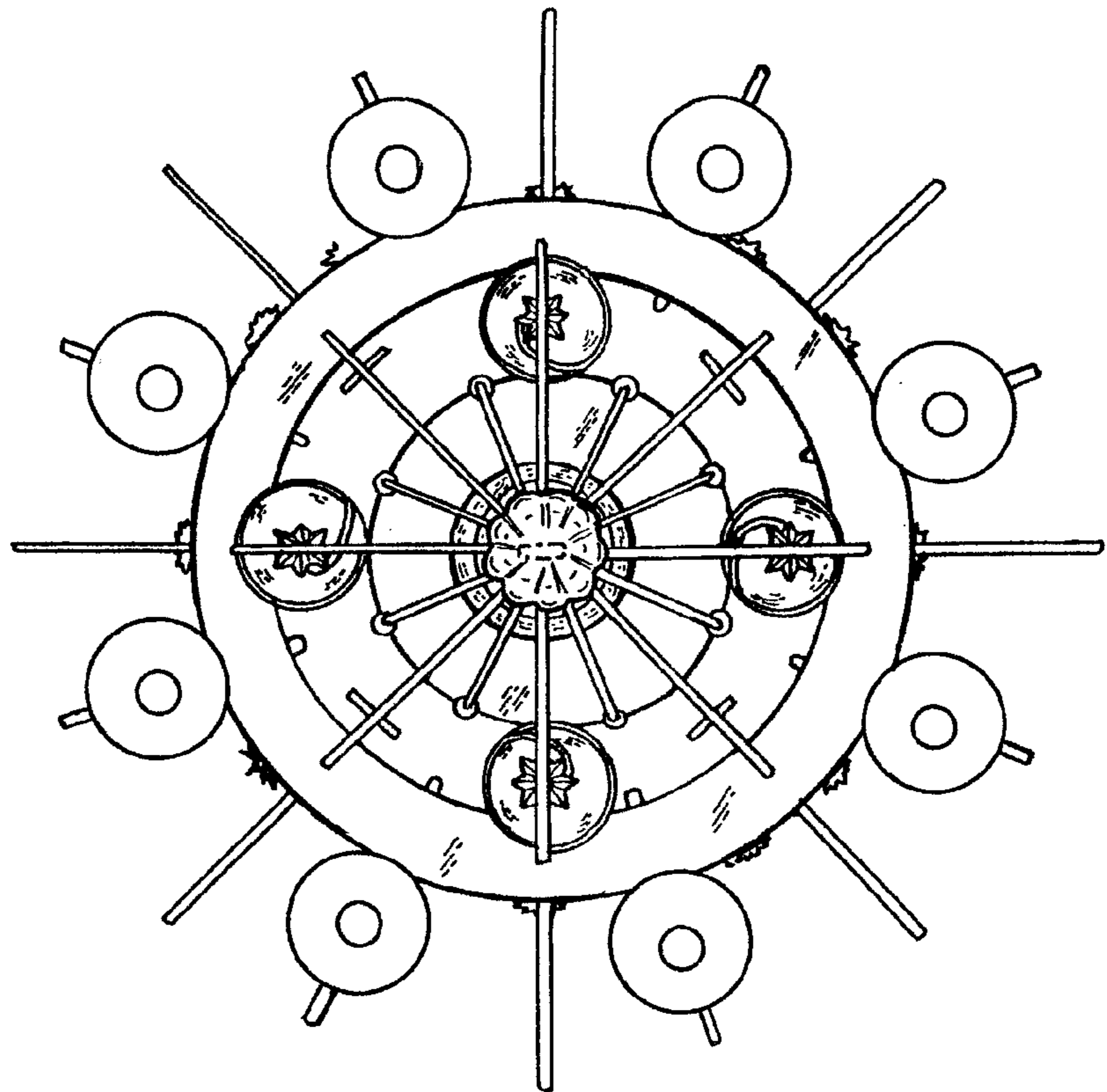


Fig. 14

