



US00D463588S

(12) **United States Design Patent**
Chao

(10) **Patent No.:** **US D463,588 S**

(45) **Date of Patent:** **** Sep. 24, 2002**

(54) **FIBER OPTIC, HEAT CONVECTION,
DECORATIVE LAMP**

D345,021 S * 3/1994 Storey et al. D26/27
D420,754 S * 2/2000 Huang D26/27

(76) Inventor: **Ronnie Chao**, 2F, No.14, Lane 391,
Juangjing Rd., Shinyi Chiu, Taipei
(TW)

* cited by examiner

Primary Examiner—Marcus A. Jackson
(74) *Attorney, Agent, or Firm*—Bacon & Thomas, PLLC

(**) Term: **14 Years**

(57) **CLAIM**

(21) Appl. No.: **29/151,933**

The ornamental design for a fiber optic, heat convection,
decorative lamp, as shown.

(22) Filed: **Dec. 14, 2001**

DESCRIPTION

(51) **LOC (7) Cl.** **26-06**

(52) **U.S. Cl.** **D26/27**

(58) **Field of Search** D26/27, 51, 52,
D26/100; 362/32, 122, 123, 410-414, 806;
D11/118

FIG. 1 is a perspective view of a fiber optic, heat convection,
decorative lamp showing my new design:

FIG. 2 is a front view thereof:

FIG. 3 is a rear view thereof:

FIG. 4 is a left side view thereof:

FIG. 5 is a right side view thereof:

FIG. 6 is a top view thereof; and,


FIG. 7 is a bottom view thereof.

(56) **References Cited**

U.S. PATENT DOCUMENTS

D314,055 S * 1/1991 Ross, Jr. et al. D26/27

1 Claim, 4 Drawing Sheets






FIG. 1




FIG. 2




FIG. 3




FIG. 4




FIG. 5

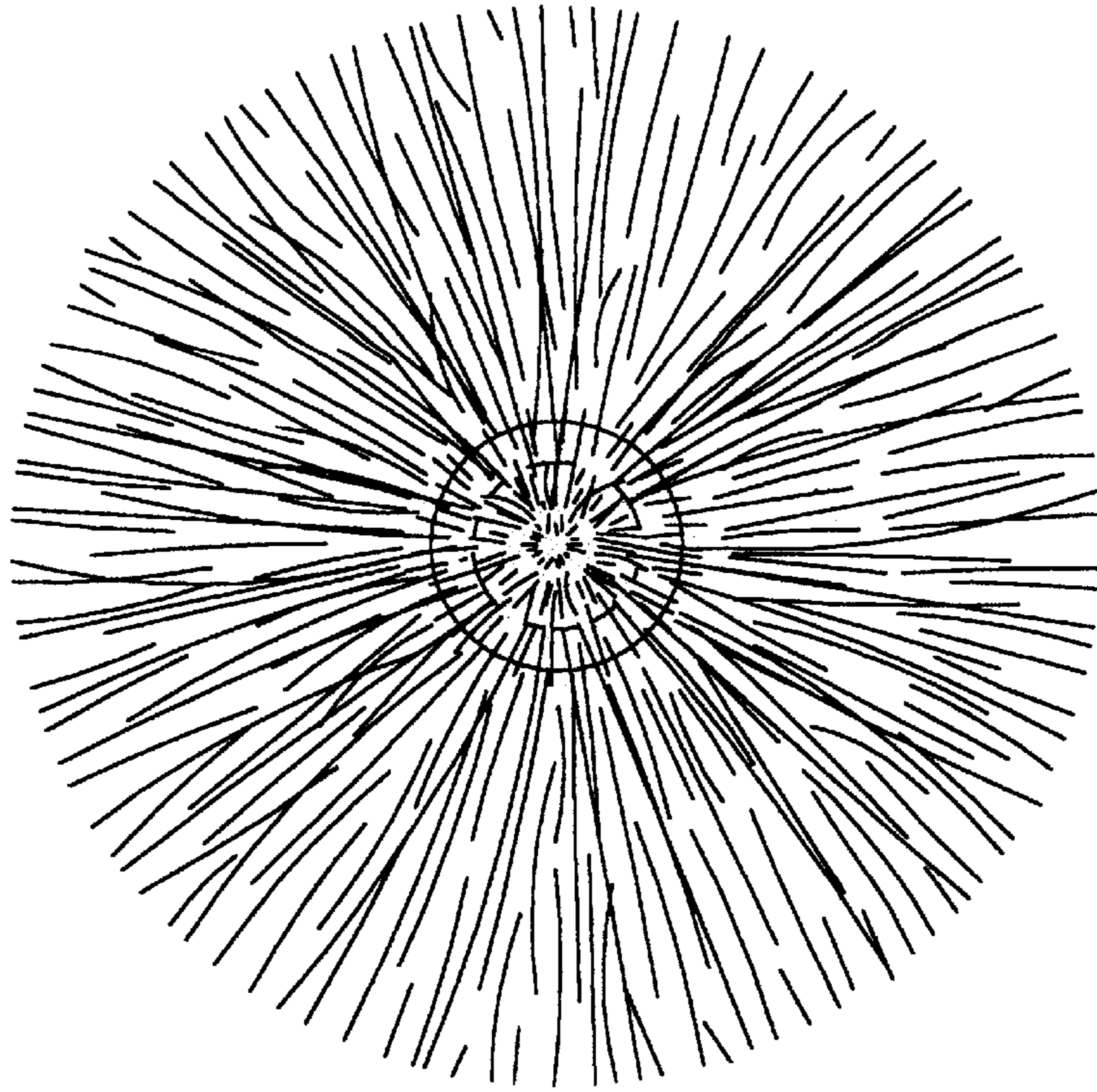


FIG. 6

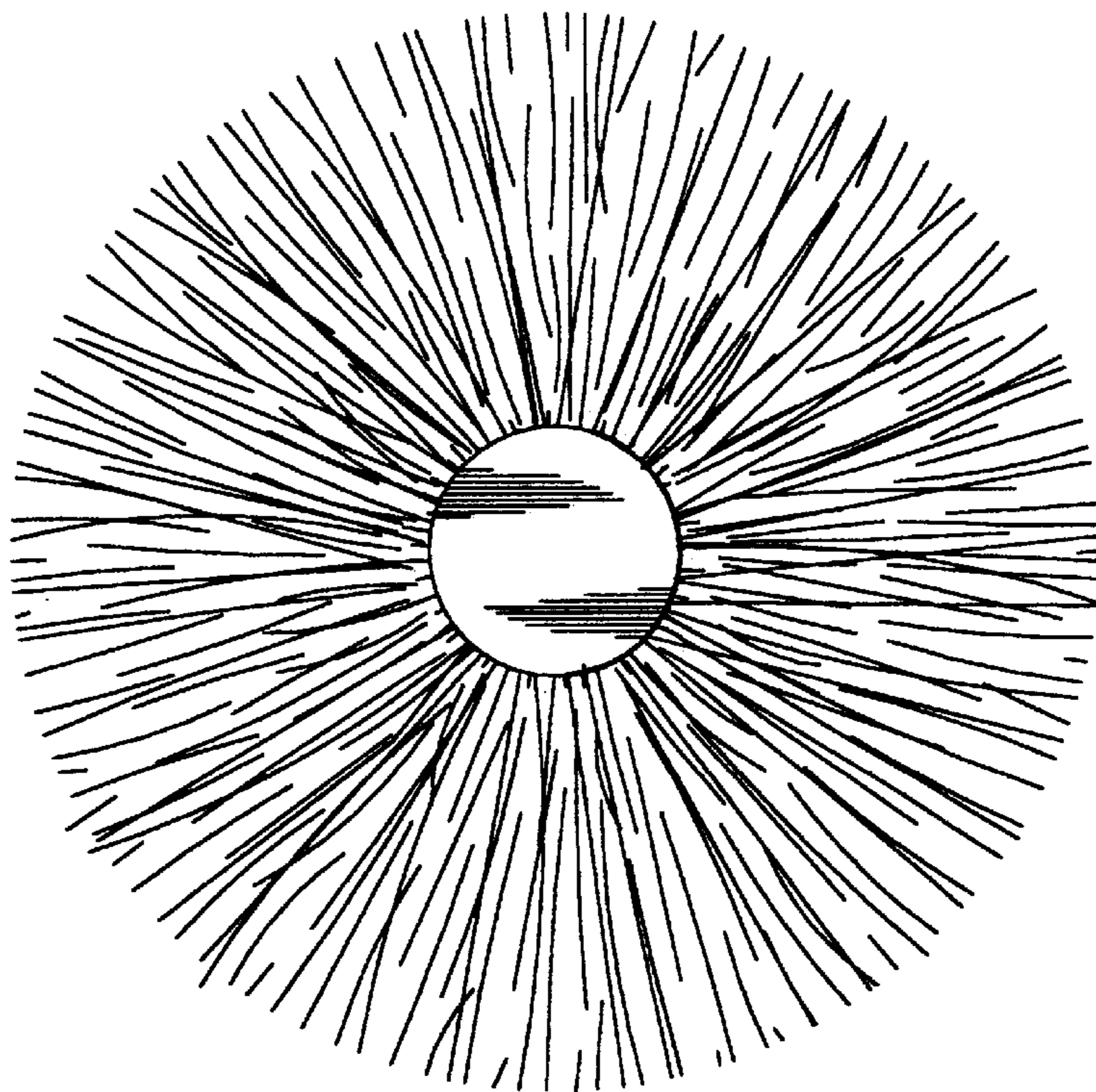


FIG. 7