



US00D463568S

(12) **United States Design Patent** (10) **Patent No.:** **US D463,568 S**
Leung (45) **Date of Patent:** **** Sep. 24, 2002**

(54) **CAP AND STOPPER FOR A BABY DRINKING BOTTLE**

(75) Inventor: **Barkie S. W. Leung**, Tsuen Wan (HK)

(73) Assignee: **Euret 3000 Ltd.**, Kowloon (HK)

(**) Term: **14 Years**

(21) Appl. No.: **29/123,006**

(22) Filed: **May 8, 2000**

(30) **Foreign Application Priority Data**

Nov. 6, 1999 (DE) 499 10 355

(51) **LOC (7) Cl.** **07-01**

(52) **U.S. Cl.** **D24/197**

(58) **Field of Search** D24/197; 215/11.1,
215/11.2, 11.3, 11.4, 11.5, 11.6

(56) **References Cited**

U.S. PATENT DOCUMENTS

- 2,959,314 A * 11/1960 Sanchez 215/11.1
- 3,145,867 A * 8/1964 Roberts et al. 215/11.1
- 4,832,214 A * 5/1989 Schrader et al. 215/11.1
- 4,925,042 A * 5/1990 Chong 215/11.1
- 5,180,071 A * 1/1993 Crosson 215/11.1
- D340,771 S * 10/1993 Levy et al. D24/197
- 5,316,160 A * 5/1994 Cautereels 215/11.1
- D365,638 S * 12/1995 Young D24/197

* cited by examiner

Primary Examiner—Stella Reid

(74) *Attorney, Agent, or Firm*—Amster, Rothstein & Ebenstein

(57) **CLAIM**

The original design for a cap and stopper for a baby drinking bottle, and as shown and described.

DESCRIPTION

FIG. 1 is a front elevational view of a cap and stopper for baby drinking bottle showing my new design, the view from the back side being a mirror image thereof;

FIG. 2 is a front elevational view thereof showing the cover removed from the bottle with the cap visible;

FIG. 3 is a right side elevational view thereof with the cover in place; the view from the other side being substantially the same;

FIG. 4 is a view thereof showing the cover and the cap portion removed as a unit;

FIG. 5 is another view thereof showing further disassembly of the cover and cap;

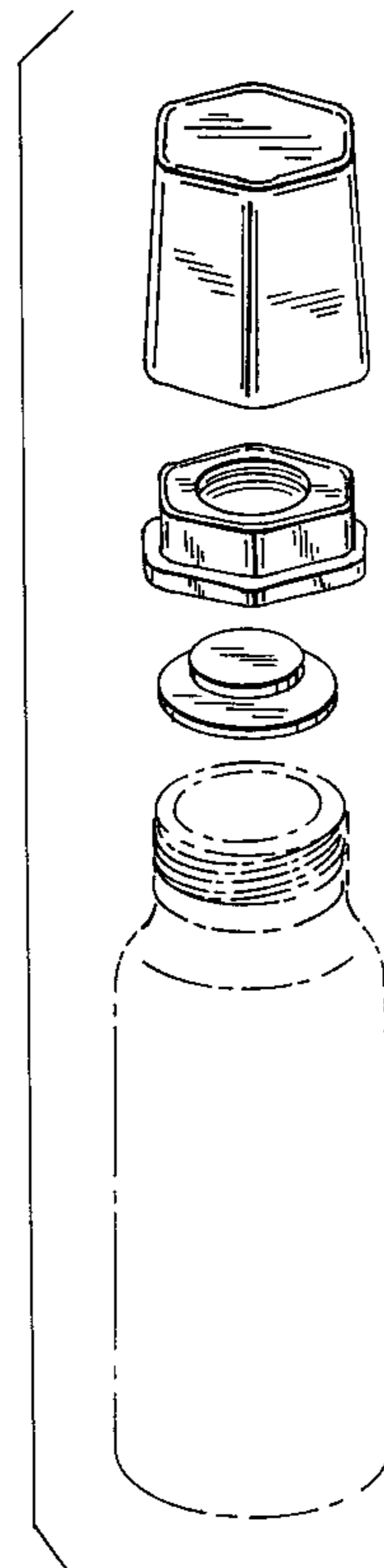
FIG. 6 is a perspective view of the cover portion of the drinking bottle, cap and stopper for babies of the present invention;

FIG. 7 is a top view thereof; and,

FIG. 8 is a bottom view thereof.

The broken line showing of the bottle is for illustrative purposes only and forms no part of the claimed design.

1 Claim, 4 Drawing Sheets



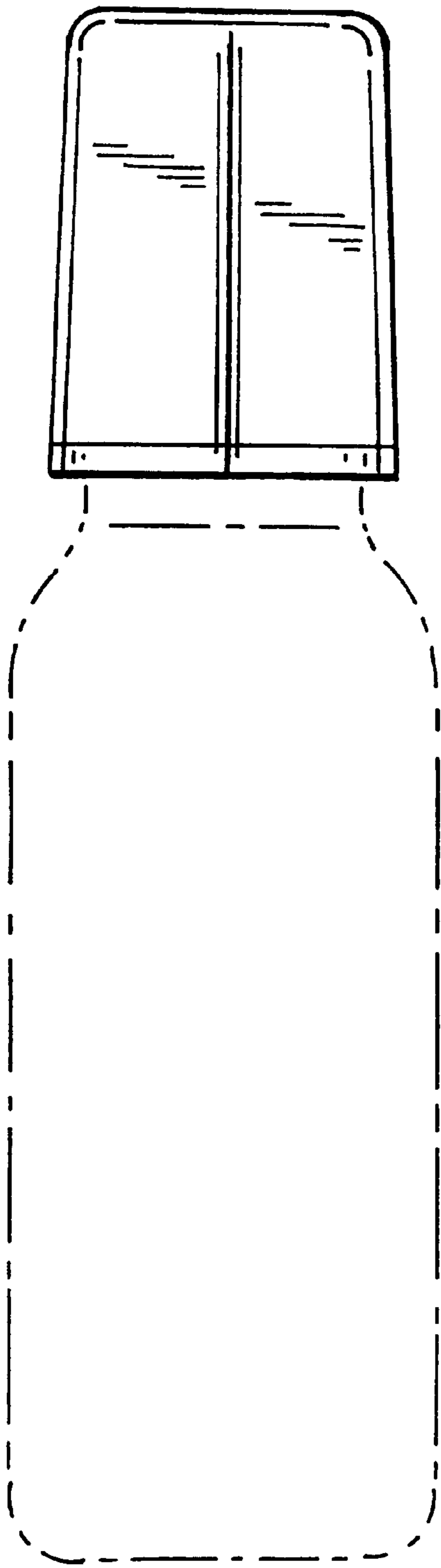


FIG. 1

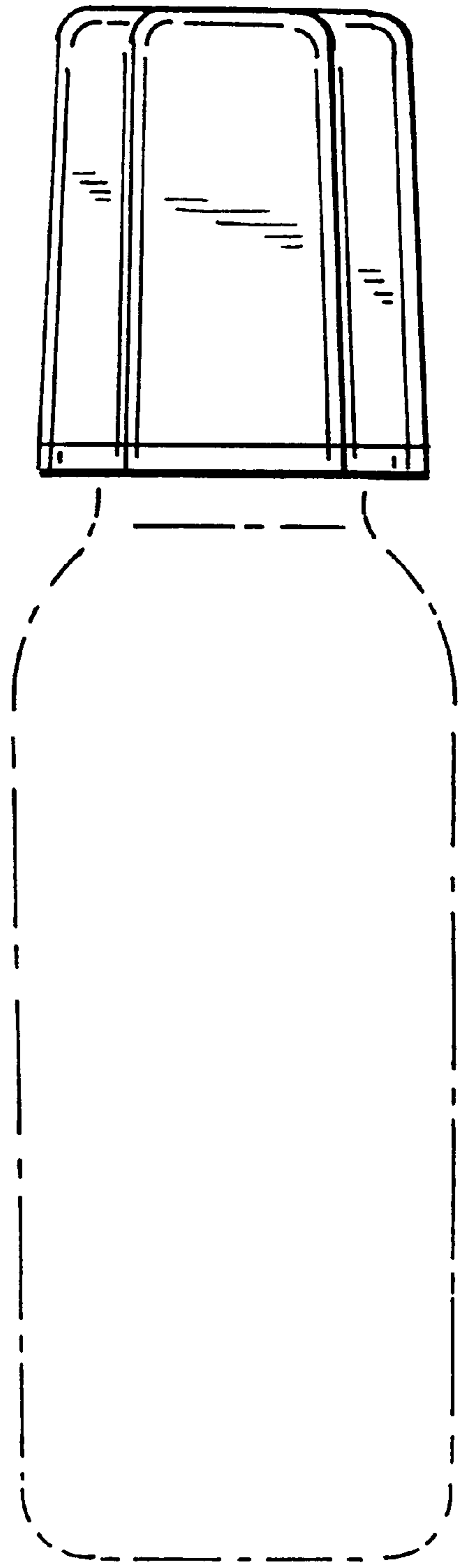


FIG. 3

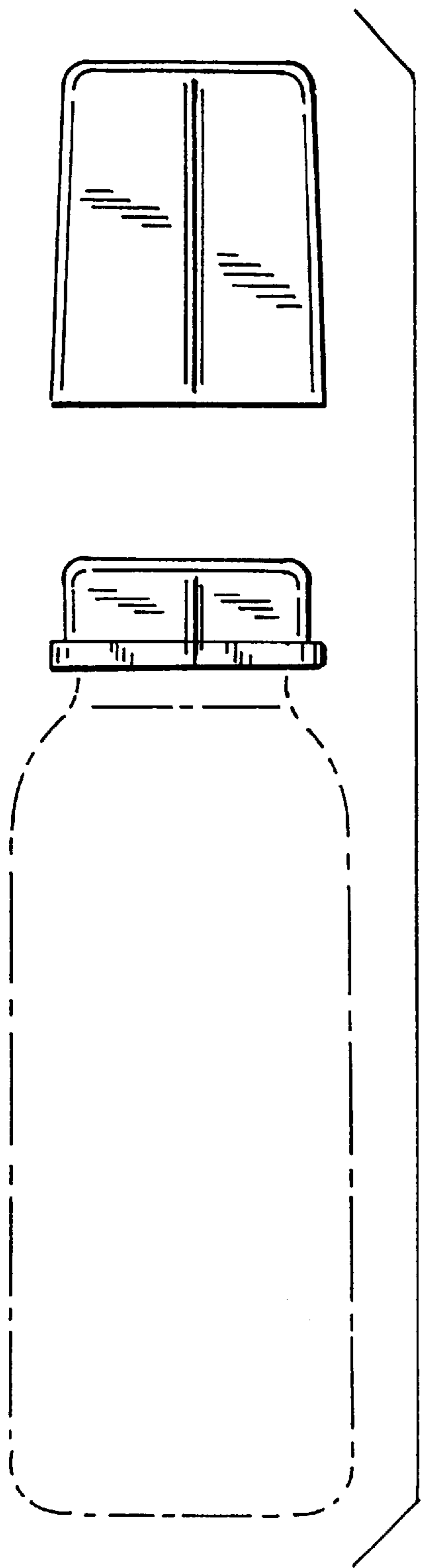


FIG. 2

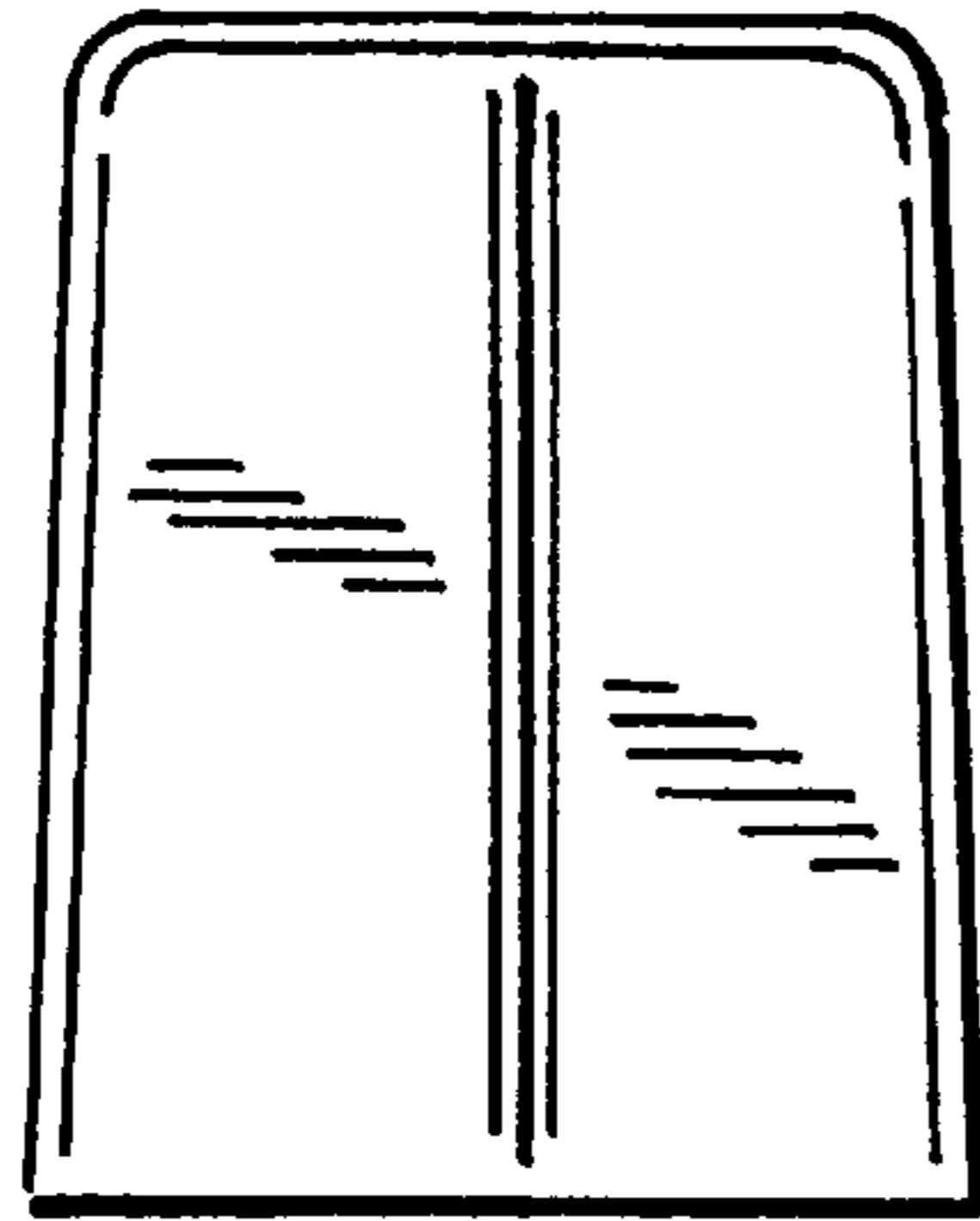


FIG. 7

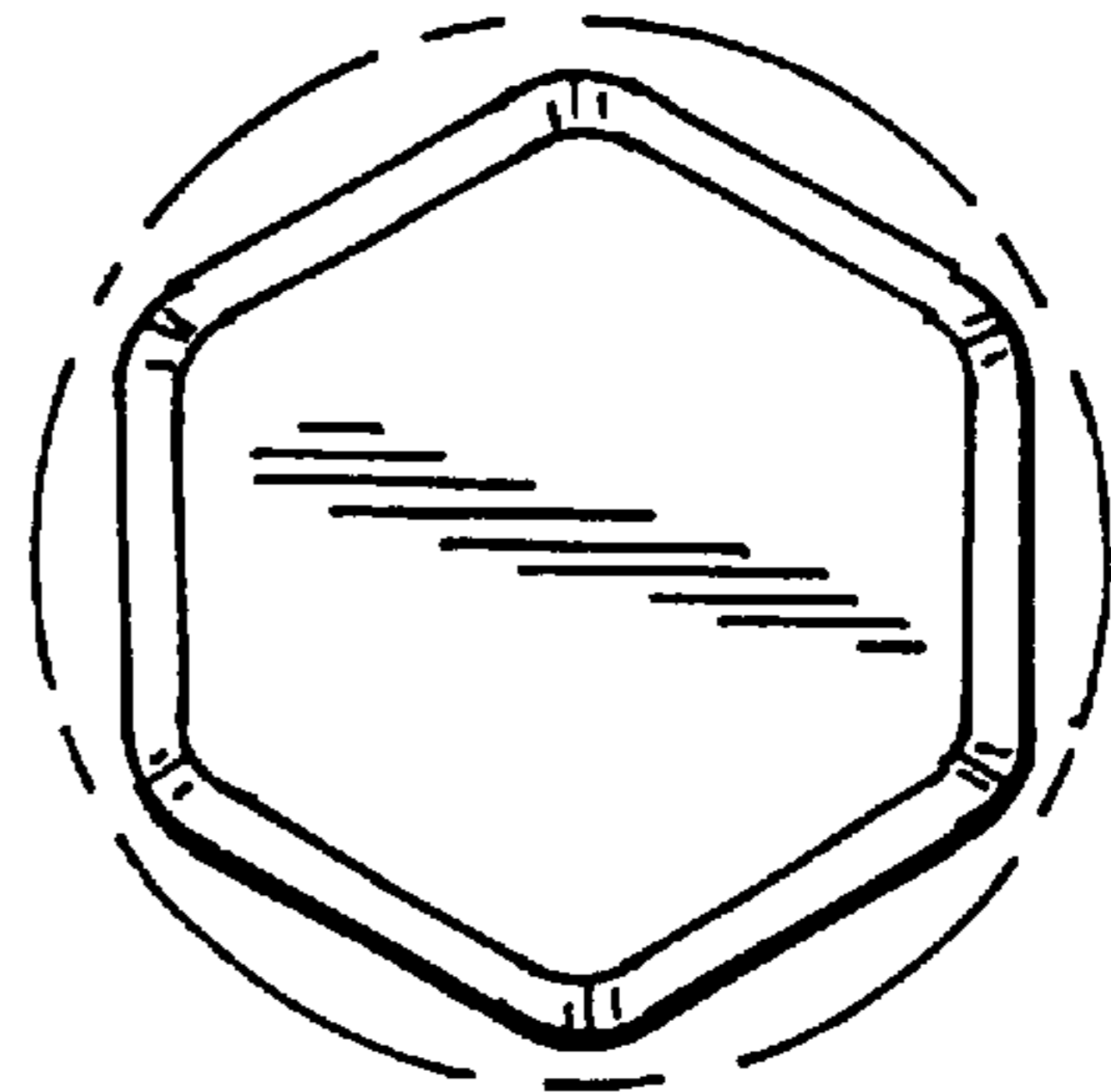
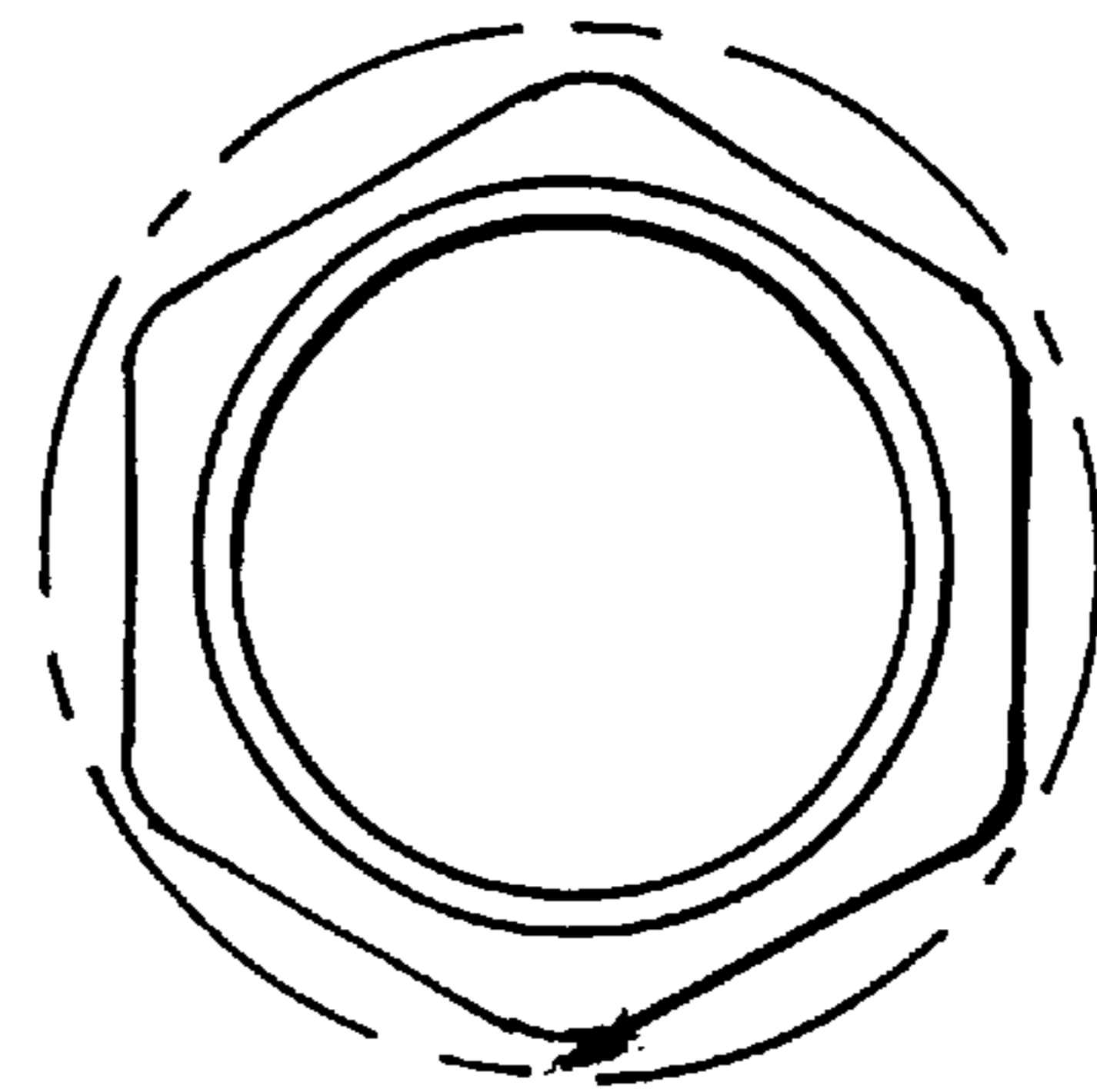


FIG. 8






FIG. 4




FIG. 5

FIG. 6

