



US00D463552S

(12) **United States Design Patent**  
**Werblud**

(10) **Patent No.:** **US D463,552 S**

(45) **Date of Patent:** **\*\* Sep. 24, 2002**

(54) **STETHOSCOPE CHEST PIECE**

(76) Inventor: **Marc S. Werblud**, 5701 Upland Rd.,  
Seattle, WA (US) 98118

(\*\*) Term: **14 Years**

(21) Appl. No.: **29/156,576**

(22) Filed: **Mar. 5, 2002**

(51) **LOC (7) Cl.** ..... **24-02**

(52) **U.S. Cl.** ..... **D24/134**

(58) **Field of Search** ..... D24/134; 181/131,  
181/135, 132, 129

(56) **References Cited**

**U.S. PATENT DOCUMENTS**

D277,890 S	*	3/1985	Loughridge et al. ....	D24/134
D323,394 S	*	1/1992	Casto et al. ....	D24/134
D373,824 S	*	9/1996	Packard et al. ....	D24/134
D389,575 S	*	1/1998	Grasfield et al. ....	D24/134
5,796,053 A	*	8/1998	Shieh .....	181/131
D452,736 S	*	1/2002	Werblud .....	D24/134

\* cited by examiner

*Primary Examiner*—Ian Simmons

(74) *Attorney, Agent, or Firm*—Robert W. Jenny

(57) **CLAIM**

The ornamental design for a stethoscope chest piece, as shown and described.

**DESCRIPTION**

FIG. 1 is a perspective view thereof;

FIG. 2 is a side elevational view thereof, the opposite side view being a mirror image thereto;

FIG. 3 is a top plan view thereof;

FIG. 4 is an end elevational view thereof;

FIG. 5 is an end elevational view thereof, opposite that shown in FIG. 4; and,

FIG. 6 is a bottom plan view thereof.

The surfaces or portions of the article not shown in the drawings or described in the specification form no part of the claimed design.

**1 Claim, 1 Drawing Sheet**




FIG. 1




FIG. 2

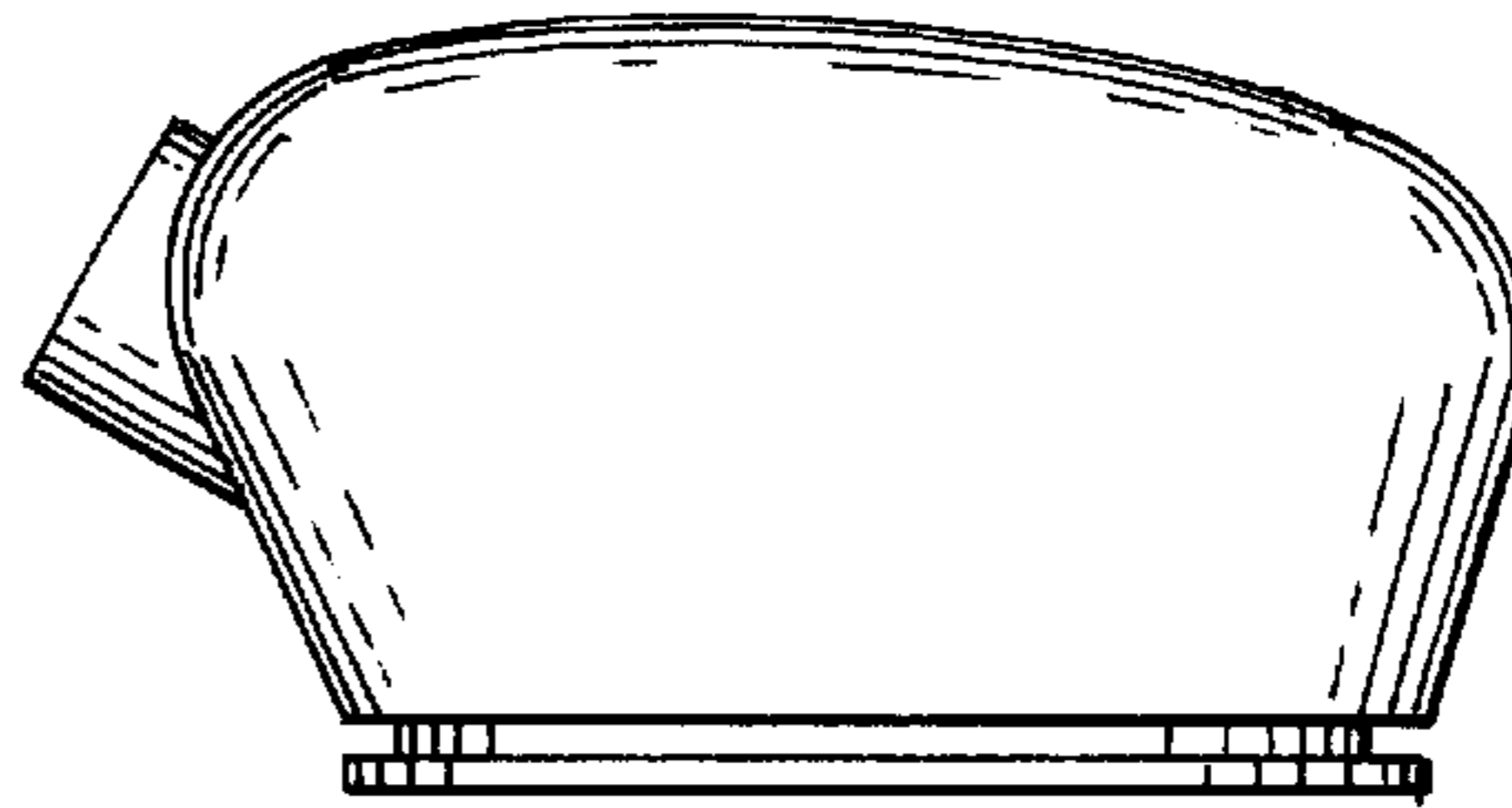


FIG. 3

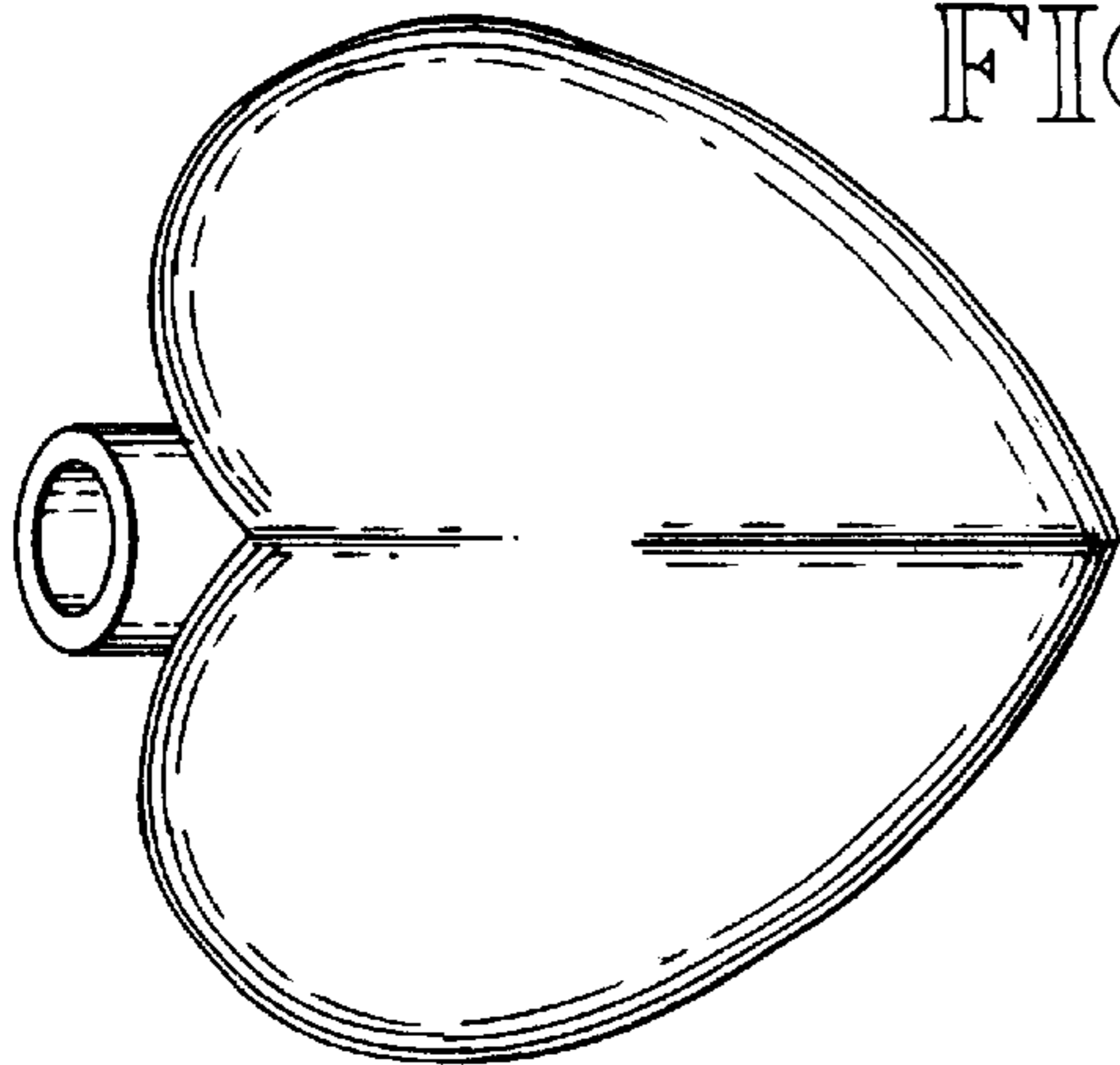


FIG. 4

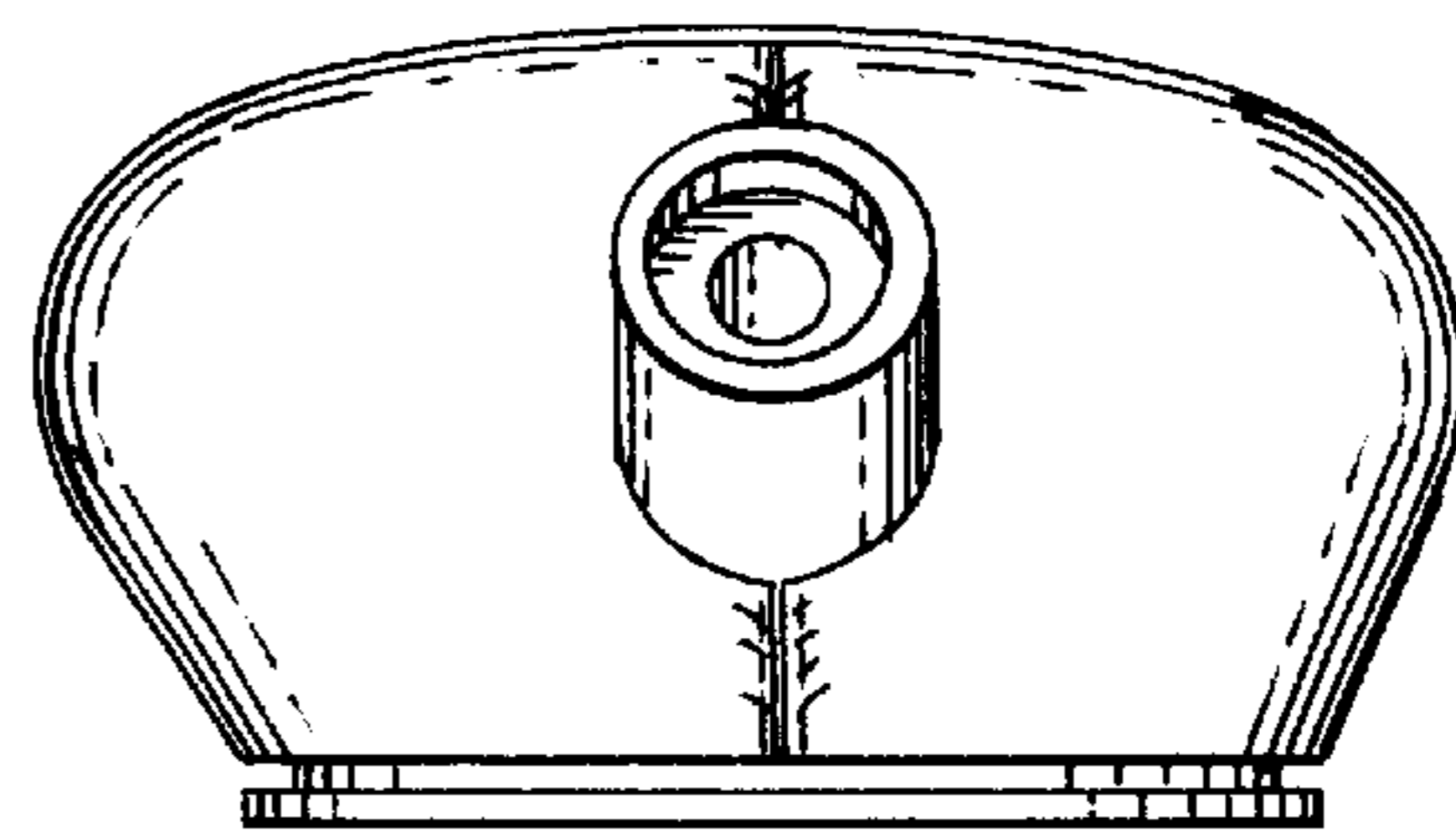


FIG. 5

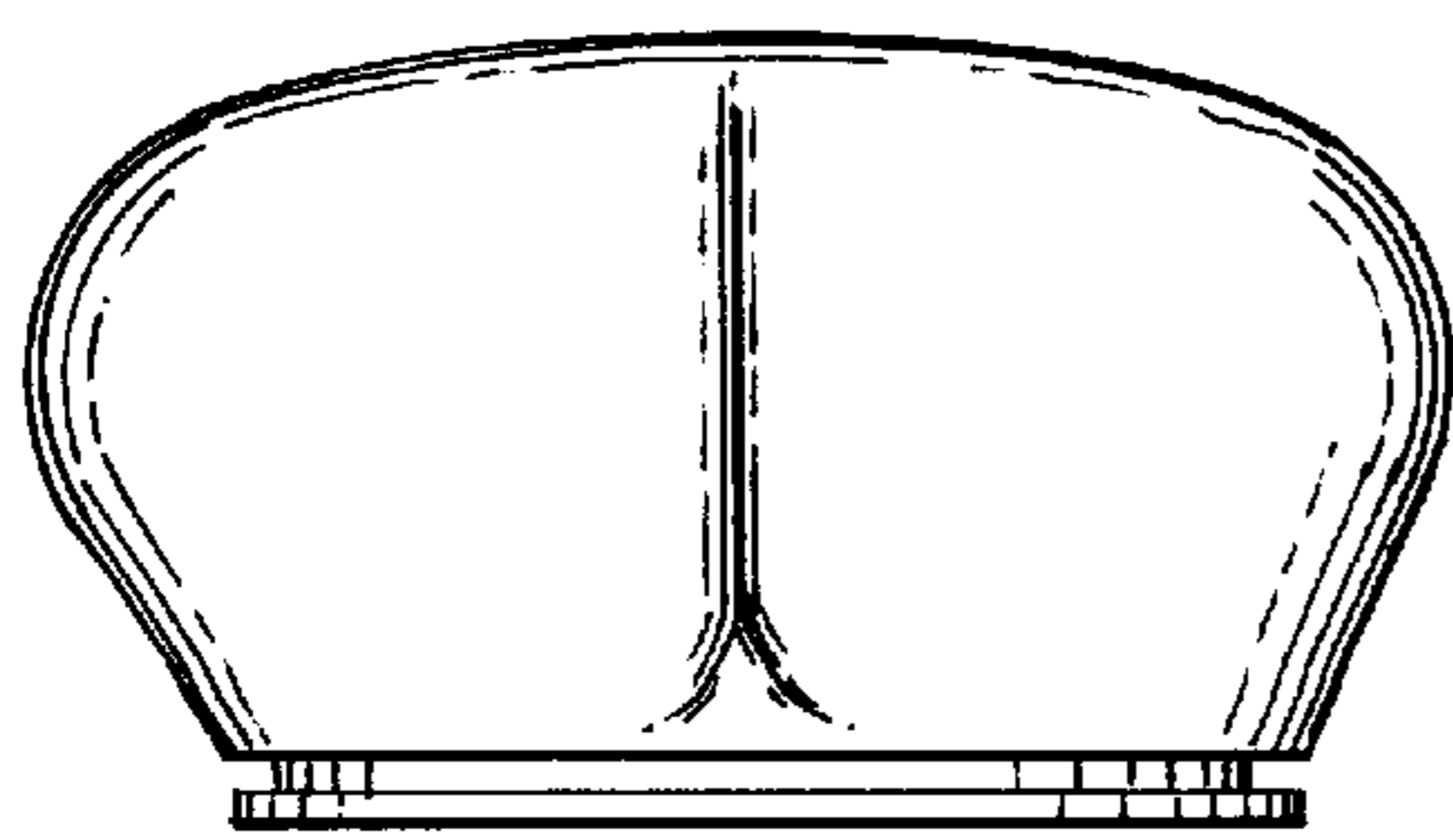


FIG. 6

