



US00D463530S

(12) **United States Design Patent**
Dretzka

(10) **Patent No.:** **US D463,530 S**

(45) **Date of Patent:** **** Sep. 24, 2002**

(54) **FAUCET**

(75) **Inventor:** **Lizabeth Dretzka**, Cleveland Heights, OH (US)

(73) **Assignee:** **Moen Incorporated**, North Olmsted, OH (US)

(**) **Term:** **14 Years**

(21) **Appl. No.:** **29/137,190**

(22) **Filed:** **Feb. 14, 2001**

(51) **LOC (7) Cl.** **23-01**

(52) **U.S. Cl.** **D23/238**

(58) **Field of Search** D23/238-257;
4/675-678; 137/801

D408,895 S	4/1999	Lai	
D415,561 S	10/1999	Lindholm	
D423,086 S	* 4/2000	Meredith et al. D23/255
D424,663 S	5/2000	Mark et al.	
D426,622 S	6/2000	Mark et al.	
D428,965 S	* 8/2000	Slothower D23/238
D429,317 S	8/2000	Spangler	
D429,318 S	8/2000	Spangler	
D429,522 S	8/2000	Spangler	
D429,800 S	* 8/2000	Spangler D23/255
D437,394 S	* 2/2001	Mark et al. D23/238
D443,337 S	* 6/2001	Mark et al. D23/238

* cited by examiner

Primary Examiner—Louis S. Zarfaz

Assistant Examiner—Gregory Andoll

(74) *Attorney, Agent, or Firm*—Cook, Alex, McFarron, Manzo, Cummings & Mehler, Ltd.

(56) **References Cited**

U.S. PATENT DOCUMENTS

D140,557 S	3/1945	Stanitz
D281,096 S	10/1985	Arnold et al.
D295,550 S	5/1988	Yost
D314,040 S	1/1991	Heieck
D318,906 S	8/1991	Spangler
D320,433 S	10/1991	Knapp et al.
D326,897 S	6/1992	Williams
D327,117 S	6/1992	Williams
D327,731 S	7/1992	Kajpust et al.
D343,227 S	1/1994	Dannenberg et al.
D364,213 S	11/1995	Dannenberg et al.
D384,729 S	10/1997	Fabian

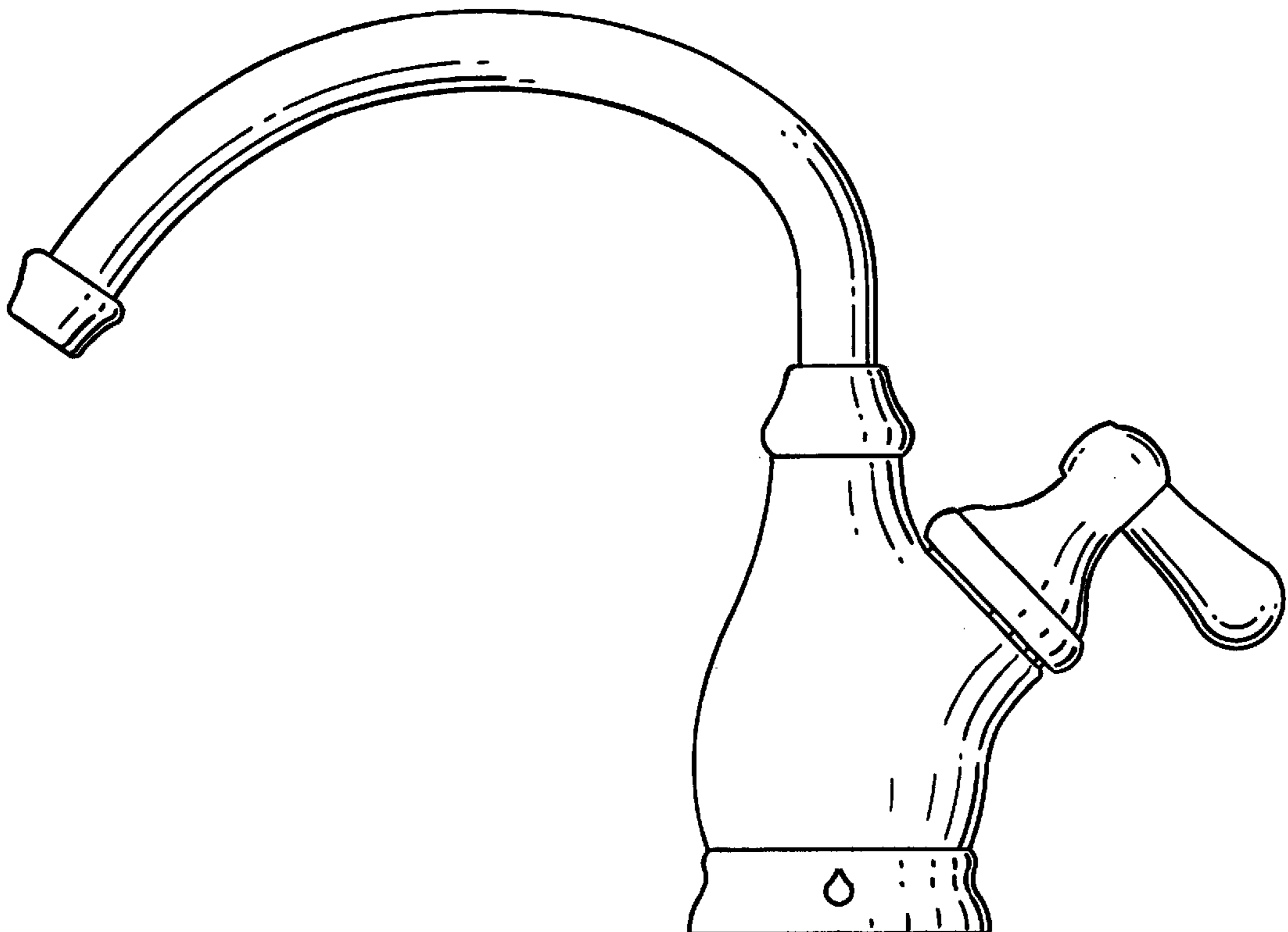
(57) **CLAIM**

The ornamental design for a faucet, as shown and described.

DESCRIPTION

FIG. 1 is a front view of my new design for a faucet;
FIG. 2 is a top view thereof;
FIG. 3 is a rear view thereof;
FIG. 4 is a right side view thereof, the left side being the same as the right side;
FIG. 5 is a bottom view thereof; and,
FIG. 6 is a perspective view thereof.

1 Claim, 3 Drawing Sheets



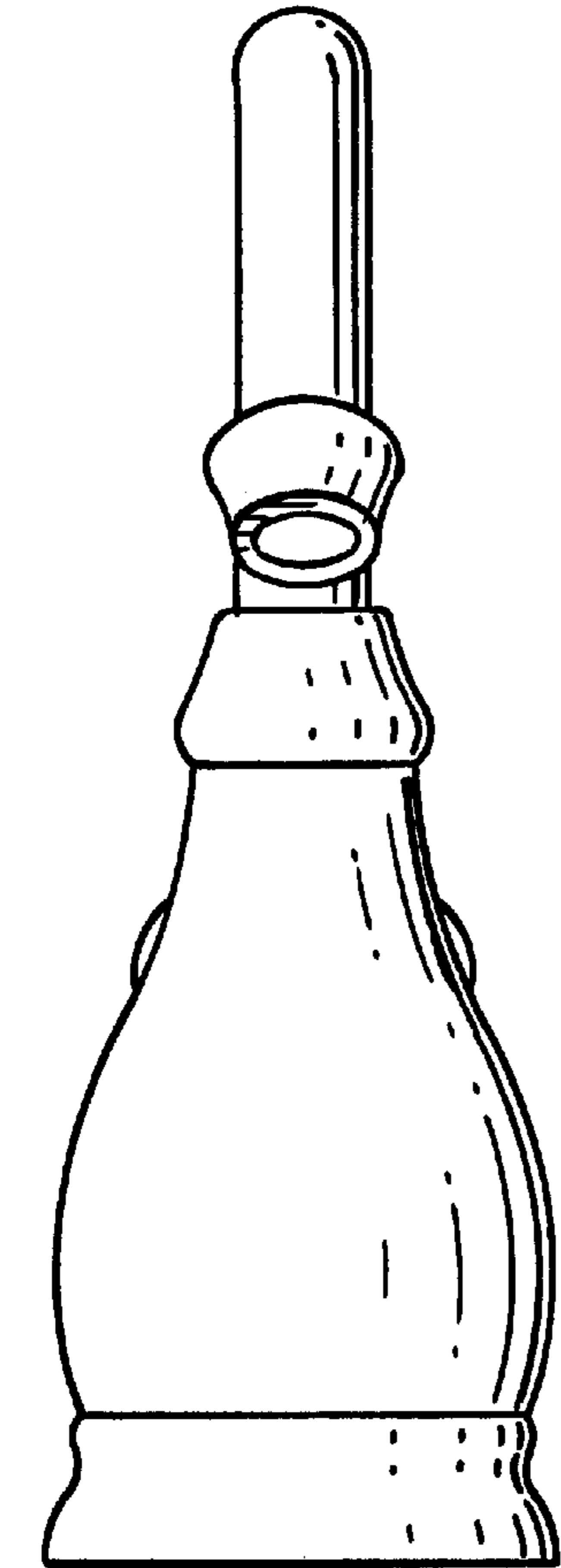


Fig. 1.

Fig. 2.

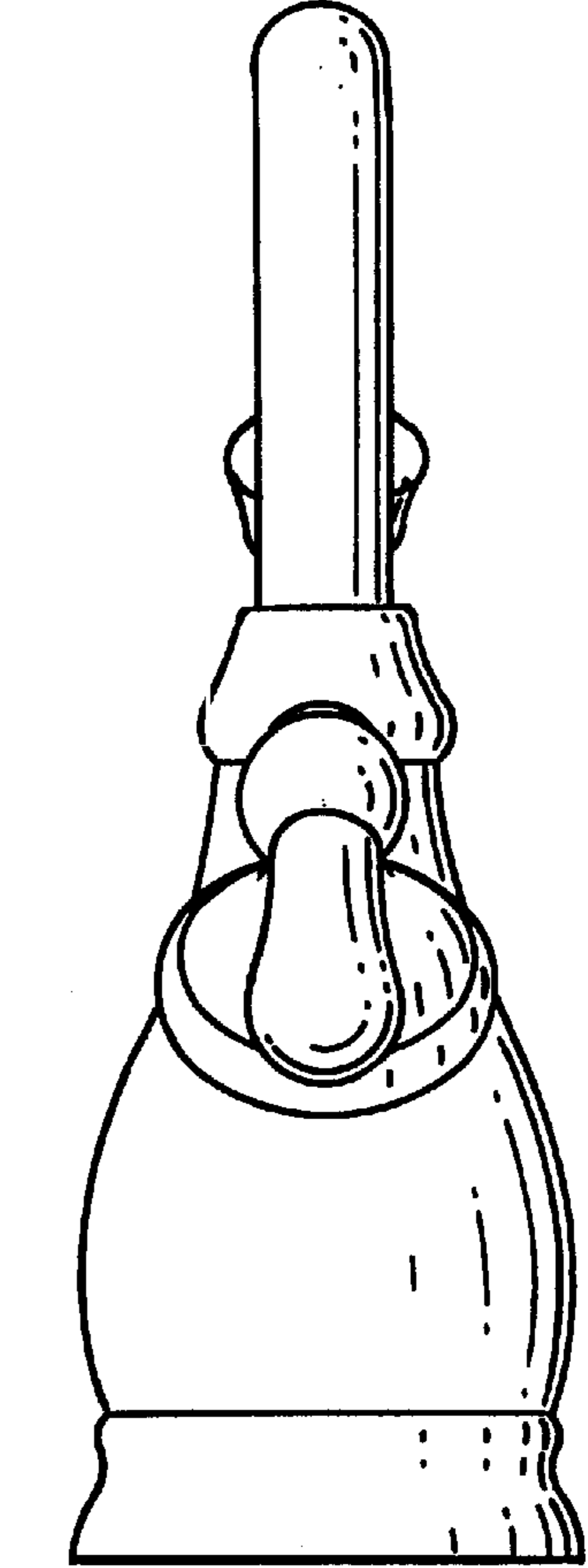
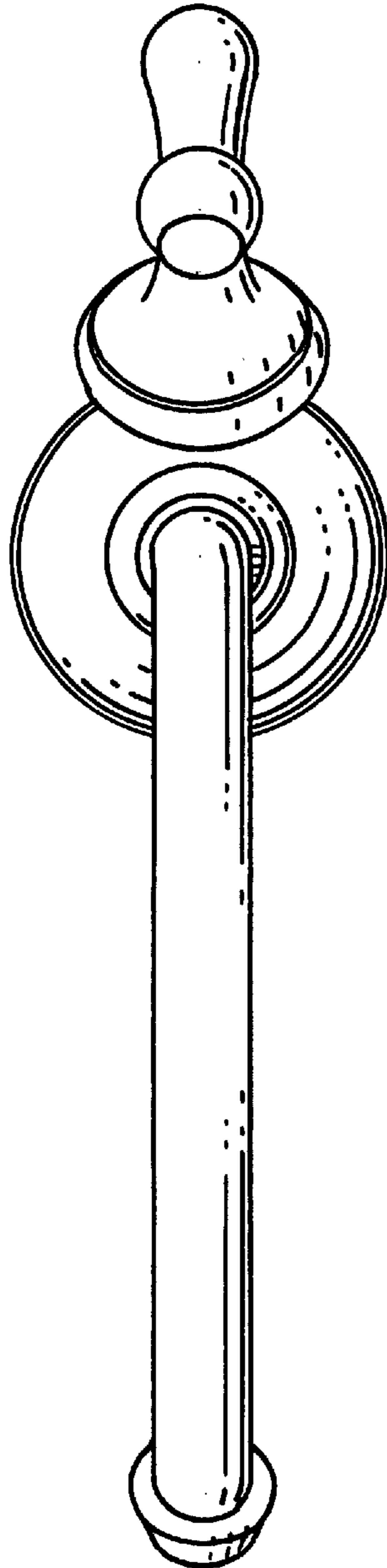
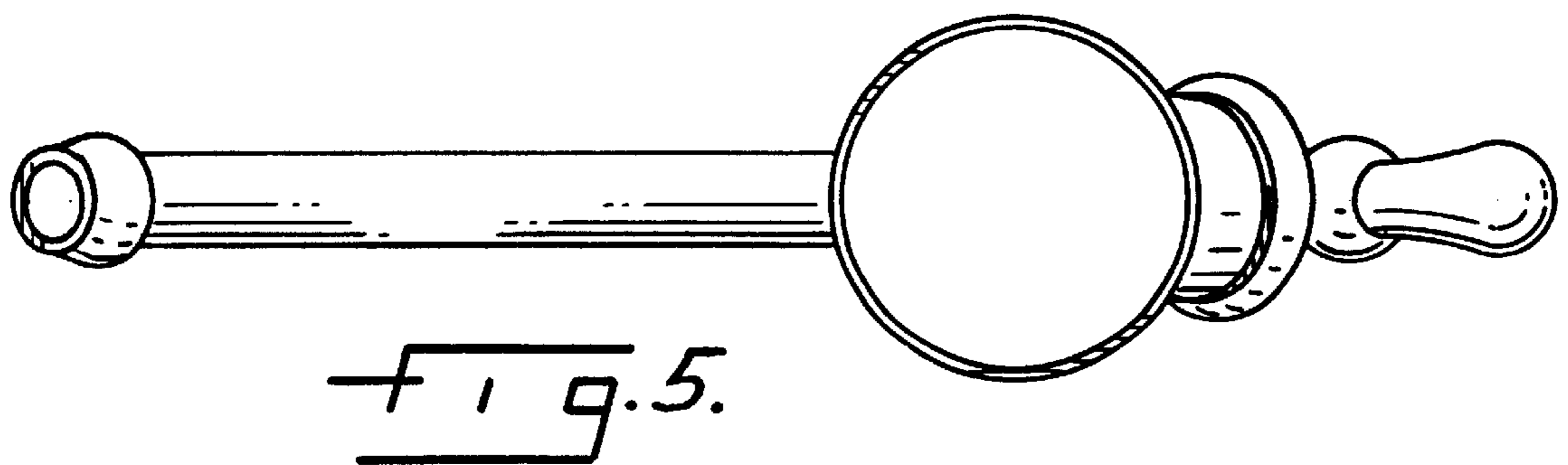
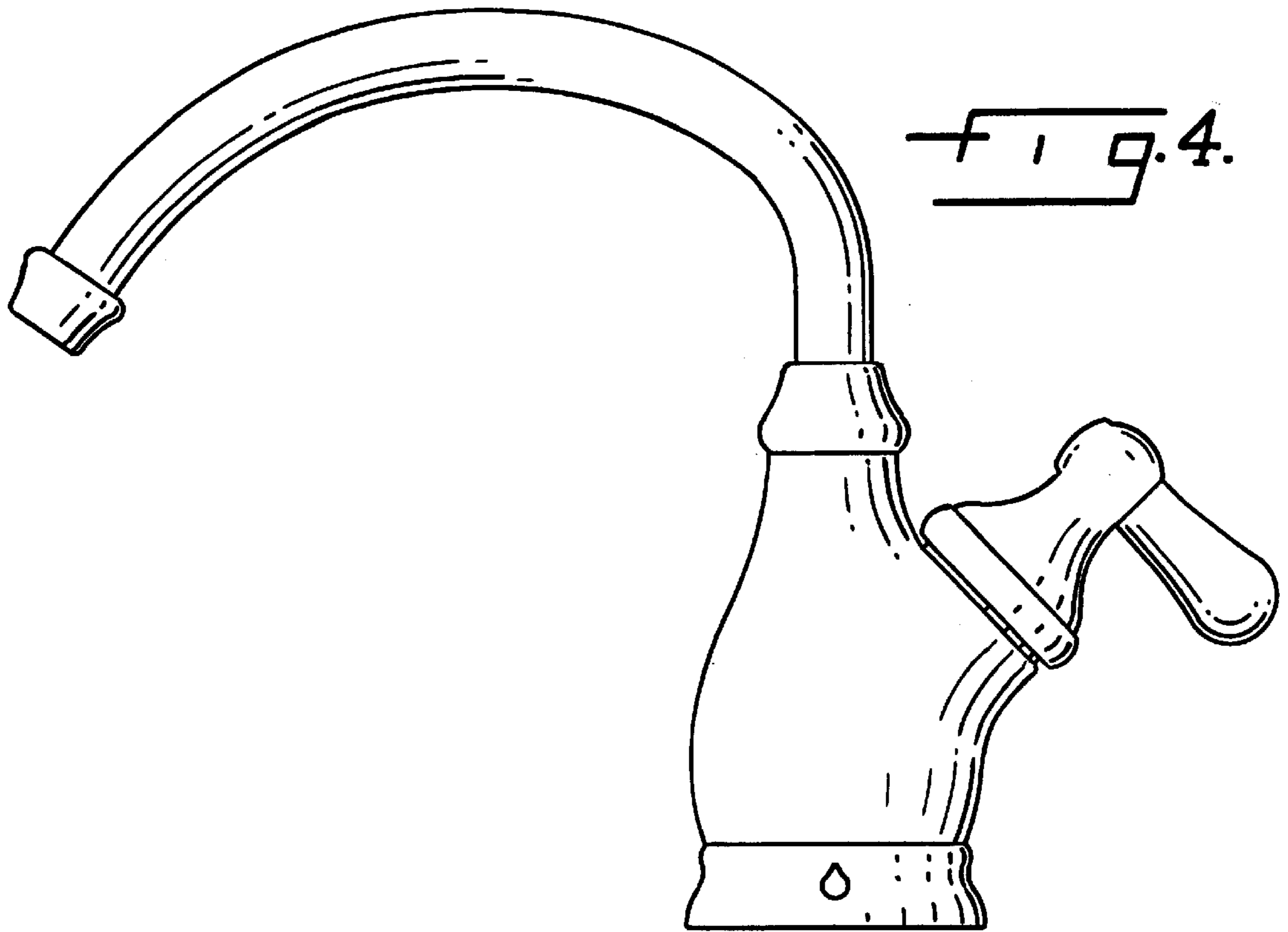


Fig. 3.



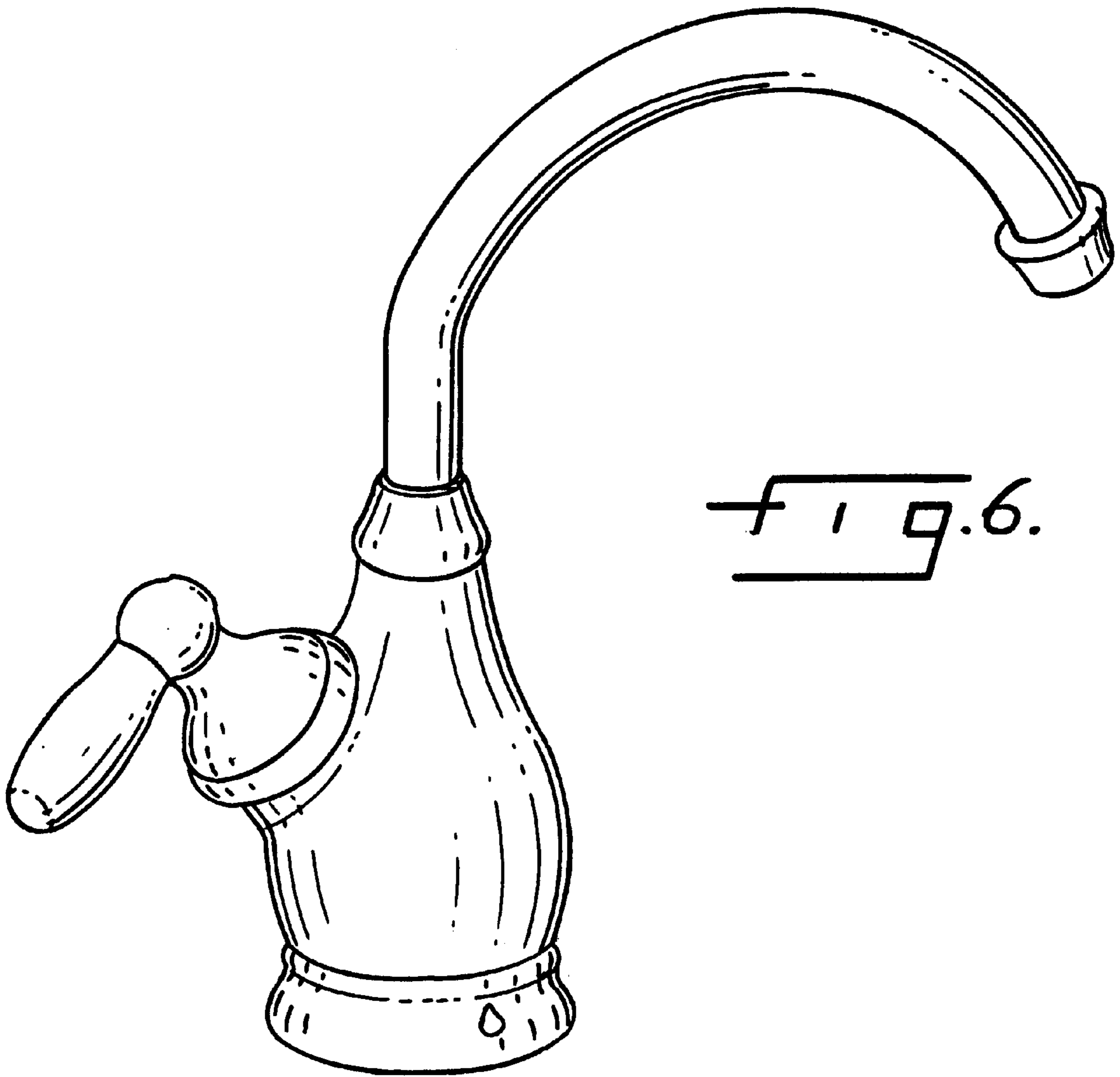


FIG. 6.