



US00D463521S

(12) **United States Design Patent**
Jones

(10) **Patent No.:** **US D463,521 S**

(45) **Date of Patent:** **** Sep. 24, 2002**

(54) **GOLF CLUB GRIP**
(75) Inventor: **Sherry L. Jones**, Pataskala, OH (US)
(73) Assignee: **Taylor Made Golf Company, Inc.**,
Carlsbad, CA (US)
(**) Term: **14 Years**

D371,818 S 7/1996 Stolz D21/222
D376,400 S 12/1996 Nakazaki D21/222
D391,316 S 2/1998 Morris et al. D21/222
D427,654 S 7/2000 Cleveland et al. D21/756
D431,851 S 10/2000 Anderson D21/756

OTHER PUBLICATIONS

Callaway 1993, West Coast Show 1993.

* cited by examiner

Primary Examiner—Mitchell Siegel

(74) *Attorney, Agent, or Firm—Sheppard Mullin Richter & Hampton LLP; James R. Brueggemann*

(21) Appl. No.: **29/152,353**
(22) Filed: **Dec. 14, 2001**
(51) **LOC (7) Cl.** **21-02**
(52) **U.S. Cl.** **D21/756**
(58) **Field of Search** D21/756; 473/300–303

(57) **CLAIM**

I claim the ornamental design for a golf club grip, as shown and described.

(56) **References Cited**

U.S. PATENT DOCUMENTS

D223,461 S * 4/1972 Spencer D21/756
D243,355 S 2/1977 Spencer D34/5 GS
D244,100 S * 4/1977 Spencer D21/756
D259,802 S * 7/1981 Williams D21/756
D284,298 S 6/1986 Kobayashi D21/222
D290,730 S 7/1987 Solheim D21/222
D322,637 S 12/1991 Aldridge D21/222
D325,614 S 4/1992 Mermillod D21/222
D328,484 S 8/1992 Hsien D21/222
D336,322 S * 6/1993 Poincenot et al. D21/756

DESCRIPTION

FIG. 1 is a front elevational view of a golf club grip embodying my new design.
FIG. 2 is a left side elevational view thereof.
FIG. 3 is a rear elevational view thereof.
FIG. 4 is a right side elevational view thereof.
FIG. 5 is a top plan view thereof; and,
FIG. 6 is a bottom plan view thereof.

1 Claim, 1 Drawing Sheet



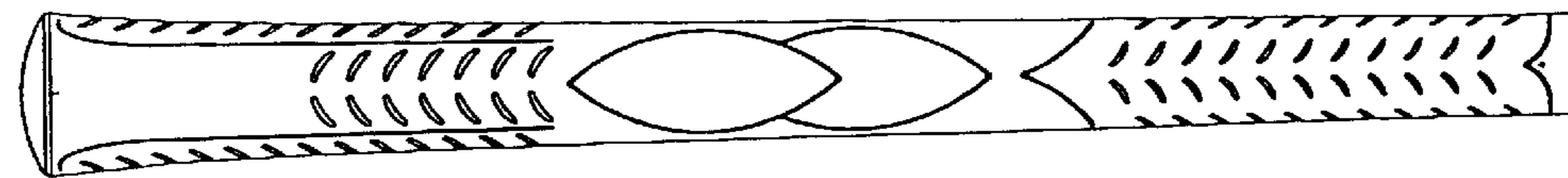


FIG. 1




FIG. 2

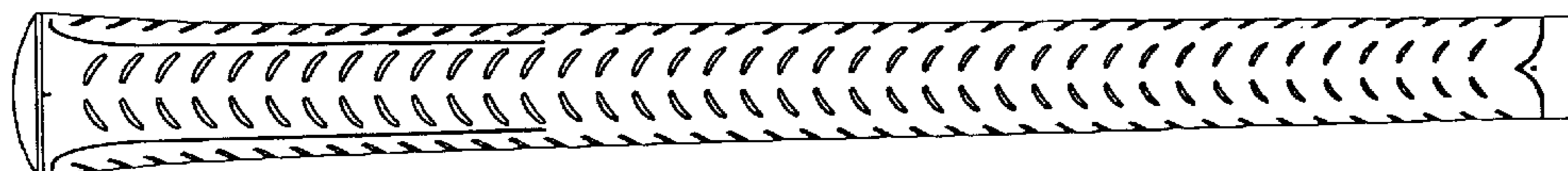


FIG. 3

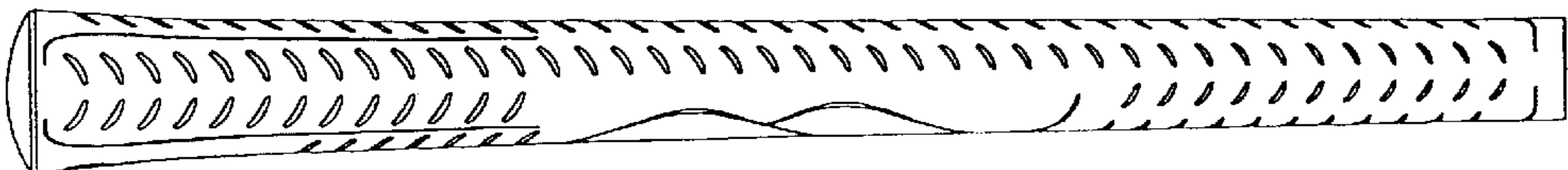


FIG. 4

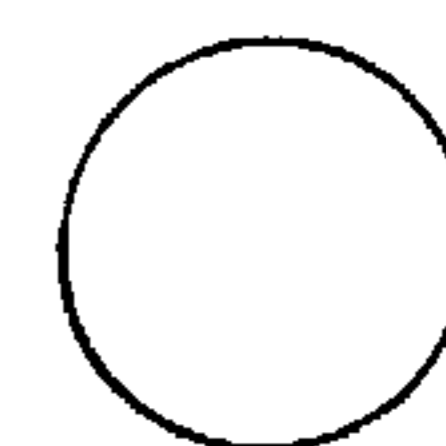


FIG. 5




FIG. 6