



US00D463495S

(12) **United States Design Patent**
Sasada

(10) **Patent No.:** **US D463,495 S**

(45) **Date of Patent:** **** Sep. 24, 2002**

(54) **GLUE PEN**

(75) Inventor: **Kazuyuki Sasada**, Higashi Osaka (JP)

(73) Assignee: **Kuretake, Co., Ltd.**, Nara (JP)

(**) Term: **14 Years**

(21) Appl. No.: **29/136,553**

(22) Filed: **Feb. 1, 2001**

(51) **LOC (7) Cl.** **19-06**

(52) **U.S. Cl.** **D19/66; D19/49**

(58) **Field of Search** **D28/85, 88, 90;**
D19/35, 36, 41-51, 53-58, 66, 81-85;
401/4, 116, 176, 186, 196, 202, 259-266;
15/209.1, 105.51, 424-434; D9/453, 529,
337, 338

(56) **References Cited**

U.S. PATENT DOCUMENTS

D147,847 S * 11/1947 Gittleson D9/453 X
D188,971 S * 10/1960 Nash et al. D19/66

3,361,304 A * 1/1968 Thompson D9/453 X
D261,400 S * 10/1981 Beall et al. D19/66
D269,531 S * 6/1983 Ando D19/66
D319,469 S * 8/1991 Rutter D19/53
D325,599 S * 4/1992 Poisson D19/49
D391,491 S * 3/1998 Lang D9/529

* cited by examiner

Primary Examiner—Martie K. Holtje

(74) *Attorney, Agent, or Firm*—Sofer & Haroun, LLP

(57) **CLAIM**

I claim the ornamental design for a glue pen, as shown.


DESCRIPTION

FIG. 1 is a side elevational view of a glue pen showing my new design;

FIG. 2 is an front plan view of the glue pen as shown in FIG. 1; and,

FIG. 3 is a rear plan view of the glue pen as shown in FIG. 1.

1 Claim, 2 Drawing Sheets






FIG. 1

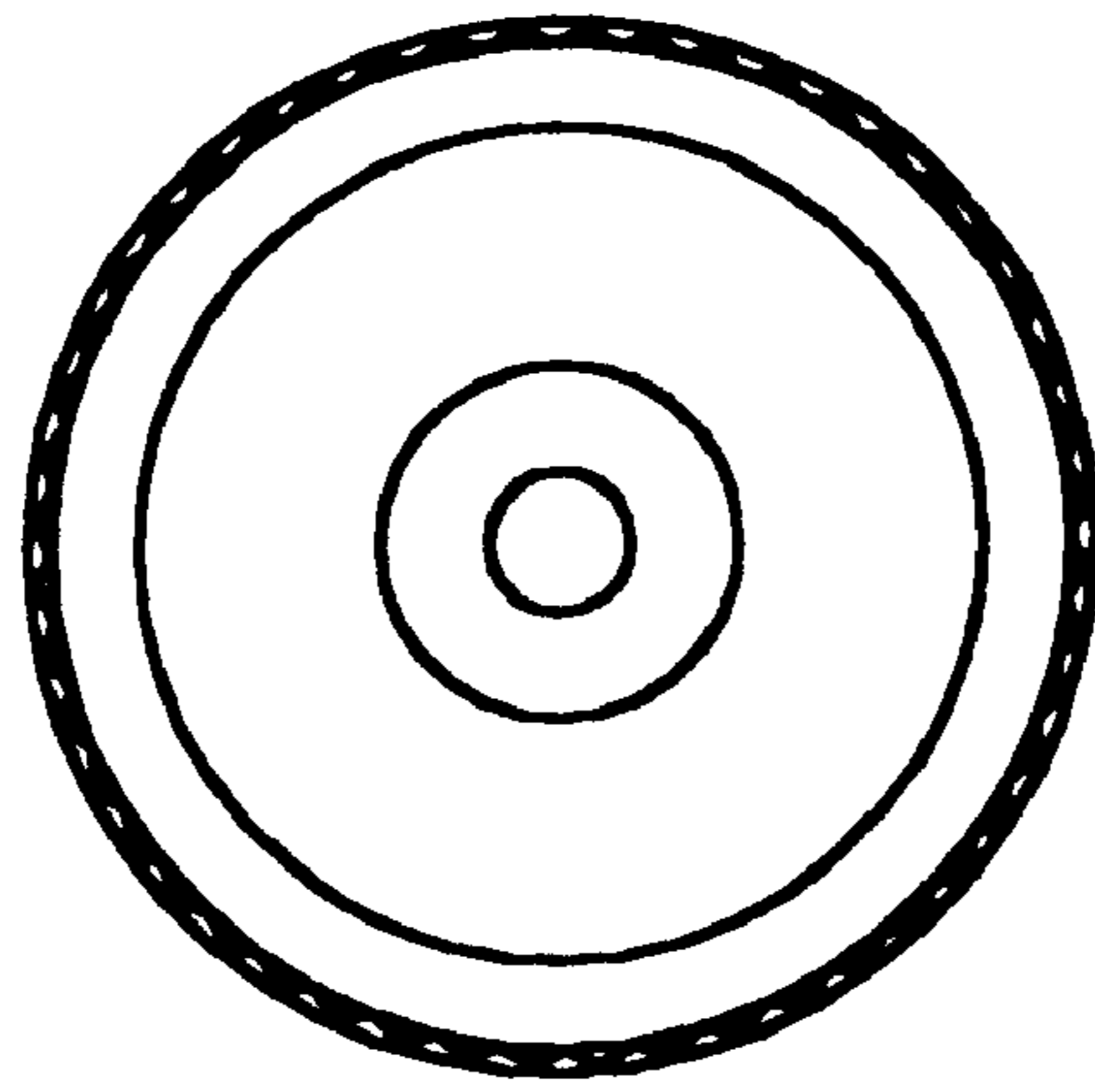


FIG. 2




FIG. 3