



US00D463492S

(12) **United States Design Patent**
Kramer et al.

(10) **Patent No.:** **US D463,492 S**

(45) **Date of Patent:** **** Sep. 24, 2002**

(54) **PEN**

(76) Inventors: **Jeffrey A. Kramer**, 15959 NW. 15 Ave., Miami, FL (US) 33169; **William W. Rosenfeld**, 15959 NW. 15 Ave., Miami, FL (US) 33169

(**) **Term:** **14 Years**

(21) **Appl. No.:** **29/151,863**

(22) **Filed:** **Dec. 11, 2001**

(51) **LOC (7) Cl.** **19-06**

(52) **U.S. Cl.** **D19/51; D19/56; D19/57; D19/43**

(58) **Field of Search** D19/35, 36, 41-51, D19/53-58, 81-85; 401/99, 98, 100, 101-106, 107-110, 111-117, 209, 243-247, 202, 213, 262

(56) **References Cited**

U.S. PATENT DOCUMENTS

D151,658 S * 11/1948 Sams D19/48
D310,100 S * 8/1990 Yubisui D19/48

D321,009 S * 10/1991 Yubisui D19/48
D324,067 S * 2/1992 Katami D19/48
D329,461 S * 9/1992 Katami D19/51
D355,441 S * 2/1995 Rosenbaum D19/51
D398,643 S * 9/1998 Izushima D19/51

* cited by examiner

Primary Examiner—Martie K. Holtje
(74) *Attorney, Agent, or Firm*—Malloy & Malloy, P.A.

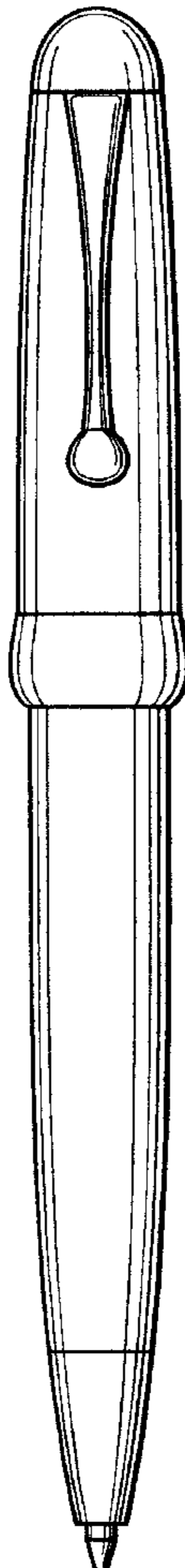
(57) **CLAIM**

The ornamental design for a pen, as shown and described.

DESCRIPTION

FIG. 1 is a front perspective view illustrating my design for a pen;
FIG. 2 is a front view of my design;
FIG. 3 is a left side view of my design;
FIG. 4 is a top view of my design;
FIG. 5 is a right side view of my design;
FIG. 6 is a bottom view of my design; and,
FIG. 7 is a rear view of my design.

1 Claim, 2 Drawing Sheets



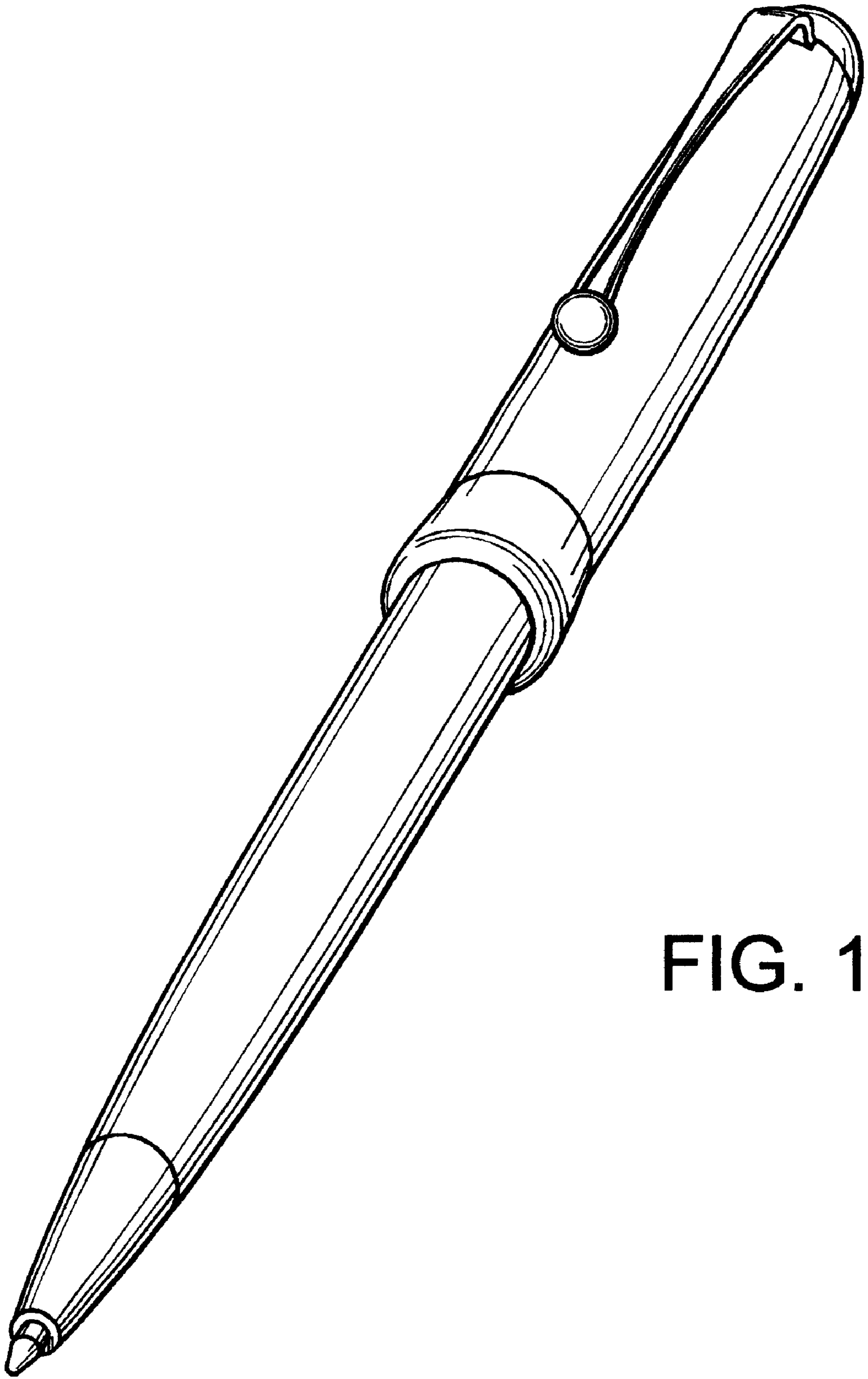


FIG. 1

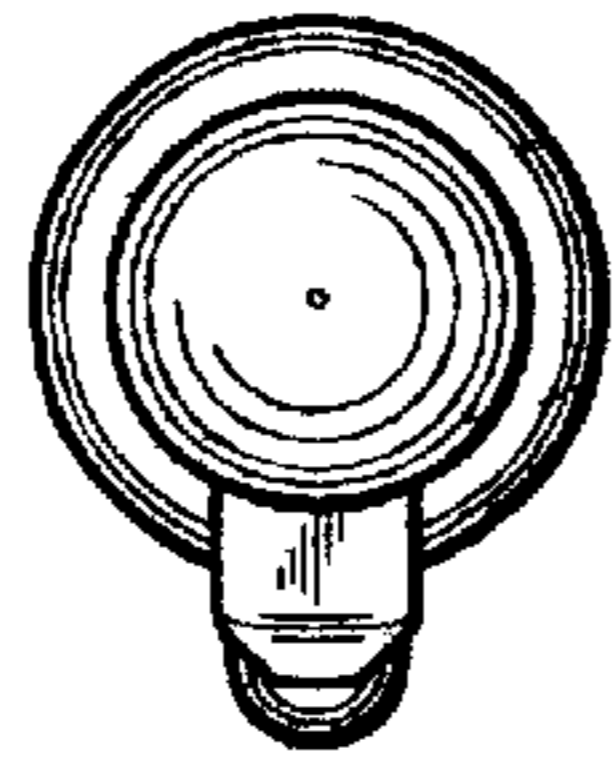


FIG. 4

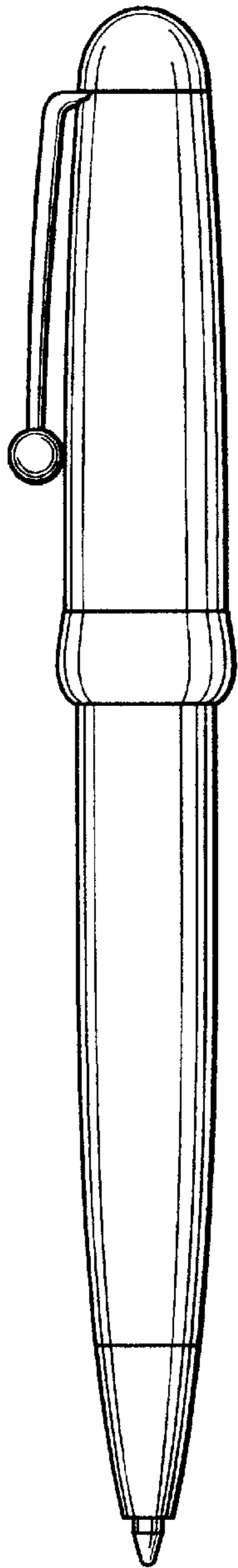


FIG. 3

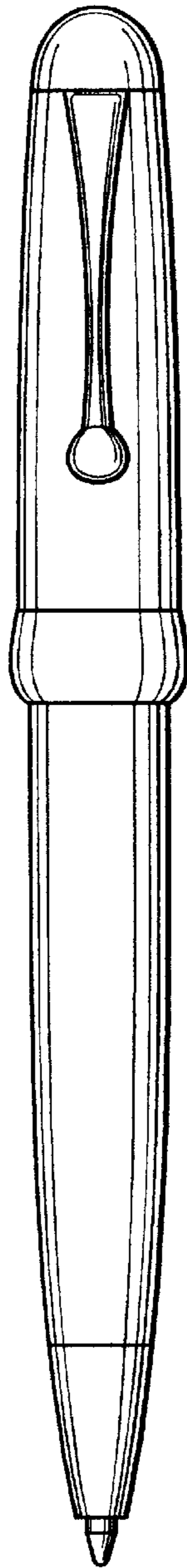


FIG. 2

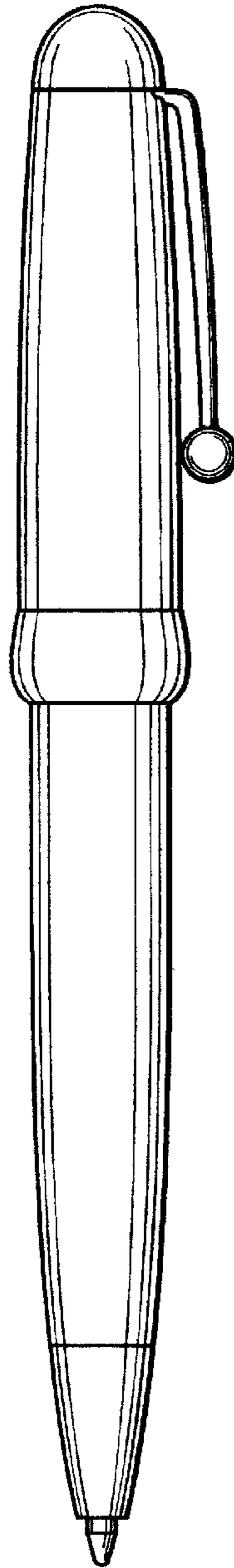


FIG. 5

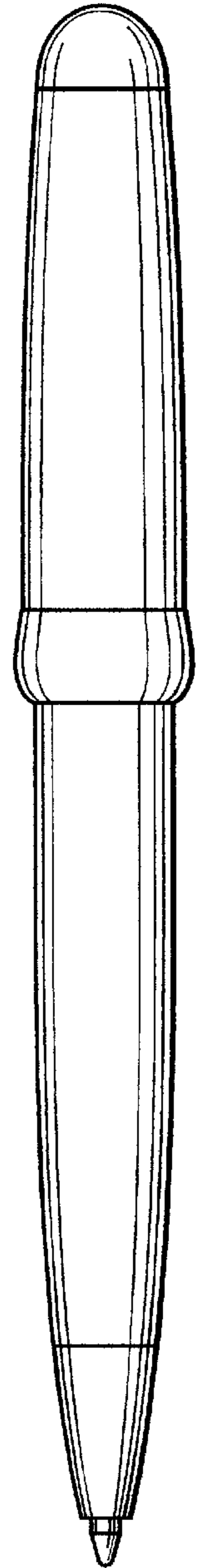


FIG. 7

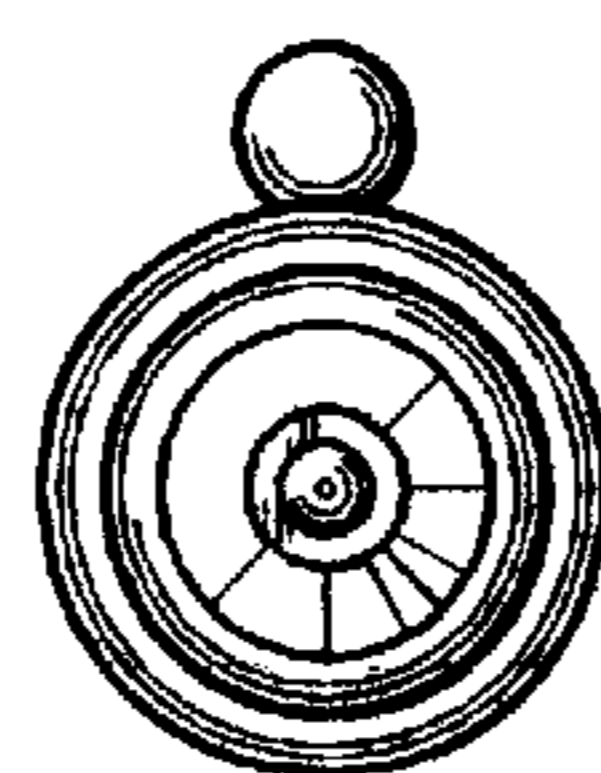


FIG. 6