



US00D463491S

(12) **United States Design Patent**
Hwang

(10) **Patent No.:** **US D463,491 S**

(45) **Date of Patent:** **** Sep. 24, 2002**

(54) **BALL POINT PEN**

D445,830 S * 7/2001 Yoon D19/48

(75) Inventor: **Sung Ryul Hwang**, Seoul (KR)

* cited by examiner

(73) Assignee: **Dong-A Pencil Co., Ltd.**, Seoul (KR)

Primary Examiner—Martie K. Holtje

(**) Term: **14 Years**

(74) *Attorney, Agent, or Firm*—Birch, Stewart, Kolasch & Birch, LLP

(21) Appl. No.: **29/151,883**

(57) **CLAIM**

(22) Filed: **Dec. 12, 2001**

The ornamental design for a ball point pen, as shown and described.

(51) **LOC (7) Cl.** **19-06**

DESCRIPTION

(52) **U.S. Cl.** **D19/48; D19/55; D19/56;**
D19/50

FIG. 1 is a front elevational view of a ball point pen, showing my new design;

(58) **Field of Search** D19/35, 36, 41–51,
D19/53–58, 81–85; 401/6, 7, 88, 99–101,
103–106, 107–110, 111–117, 209

FIG. 2 is a rear elevational view thereof;

FIG. 3 is a side elevational view taken from the left side of FIG. 1;

(56) **References Cited**

U.S. PATENT DOCUMENTS

- D338,038 S * 8/1993 Oka et al. D19/48
- D378,601 S * 3/1997 Sakuno D19/48
- D400,922 S * 11/1998 Sakuno D19/48
- D401,624 S * 11/1998 Sakuno D19/51
- D407,114 S * 3/1999 Sakuno D19/48

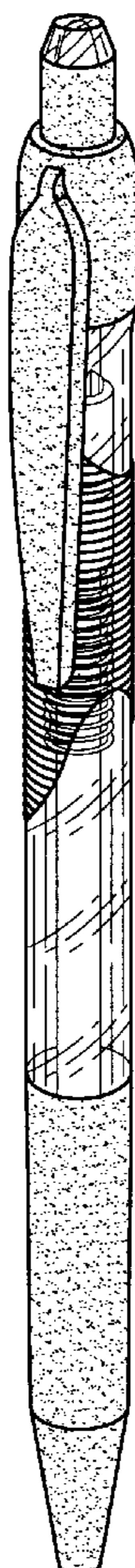
FIG. 4 is a side elevational view taken from the right side of FIG. 1;

FIG. 5 is a top plan view thereof;

FIG. 6 is a bottom plan view thereof; and,

FIG. 7 is a perspective view thereof.

1 Claim, 1 Drawing Sheet



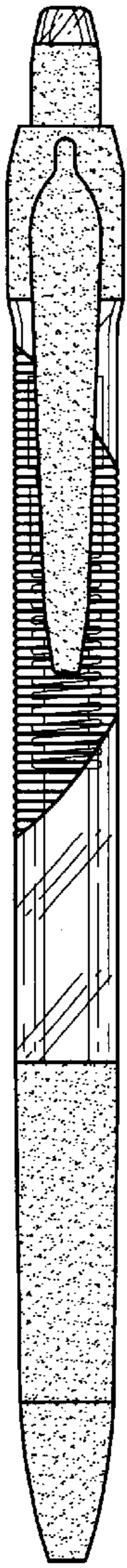


FIG. 1

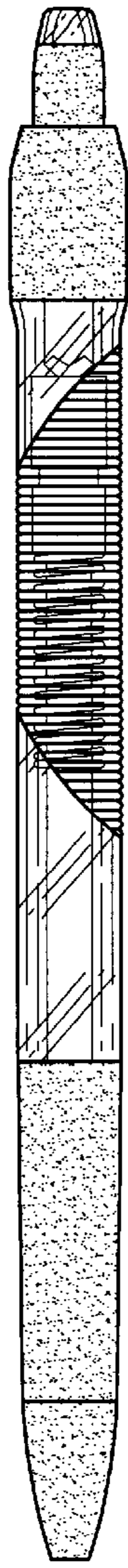


FIG. 2

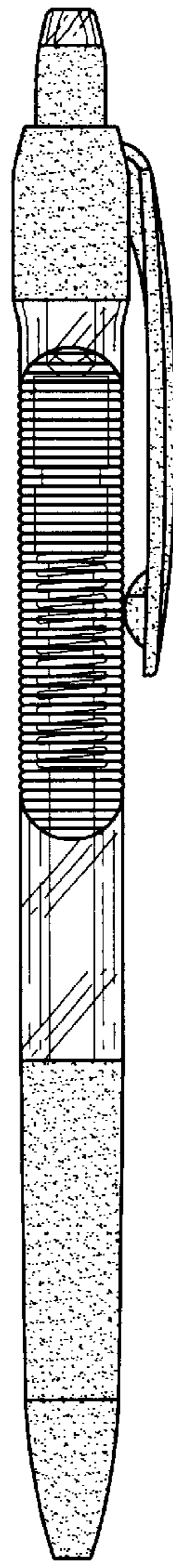


FIG. 3

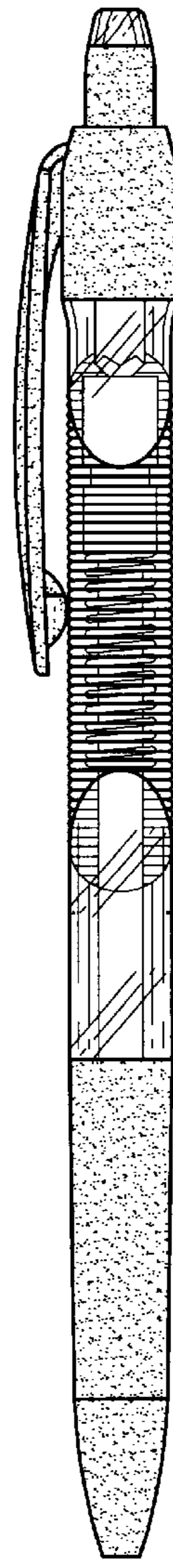


FIG. 4

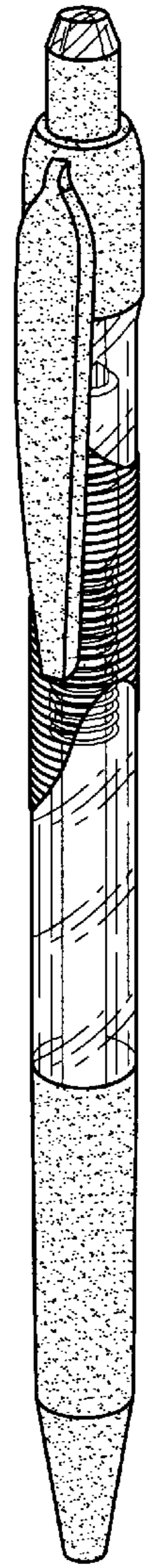


FIG. 7

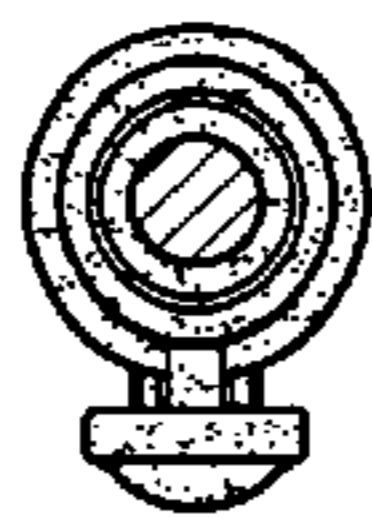


FIG. 5



FIG. 6