



US00D463490S

(12) **United States Design Patent**
Reichmann

(10) **Patent No.:** **US D463,490 S**

(45) **Date of Patent:** **** Sep. 24, 2002**

(54) **MINI MARKER**

(75) **Inventor:** **Andre Reichmann**, Port Washington,
NY (US)

(73) **Assignee:** **Dri Mark Products, Inc.**, Port
Washington, NY (US)

(**) **Term:** **14 Years**

(21) **Appl. No.:** **29/152,359**

(22) **Filed:** **Dec. 17, 2001**

(51) **LOC (7) Cl.** **19-06**

(52) **U.S. Cl.** **D19/43; D9/49; D9/55**

(58) **Field of Search** **D8/21, 107; D19/35,**
D19/36, 41-51, 53-58, 81-85; 401/98,
196, 202, 213, 243-247, 262, 261

(56) **References Cited**

U.S. PATENT DOCUMENTS

D103,387 S	*	3/1937	Chesler	D19/43 X
D242,245 S	*	11/1976	Butler et al.	D19/49
D242,246 S	*	11/1976	Butler et al.	D19/49
D260,272 S	*	8/1981	Horntrich	D19/43
4,652,163 A	*	3/1987	Karliner et al.	401/195
D300,331 S	*	3/1989	Horntrich	D19/43
D309,913 S	*	8/1990	Shintani	D19/43

D335,893 S	*	5/1993	Hu	D19/43
D351,095 S	*	10/1994	Casica et al.	D8/21
D369,184 S	*	4/1996	Collins	D19/51
D399,253 S	*	10/1998	Raymond	D19/36
D413,925 S	*	9/1999	Reichmann	D19/36
D414,204 S		9/1999	Reichmann		

* cited by examiner

Primary Examiner—Martie K. Holtje

(74) *Attorney, Agent, or Firm*—Ostrolenk, Faber, Gerb &
Soffen, LLP

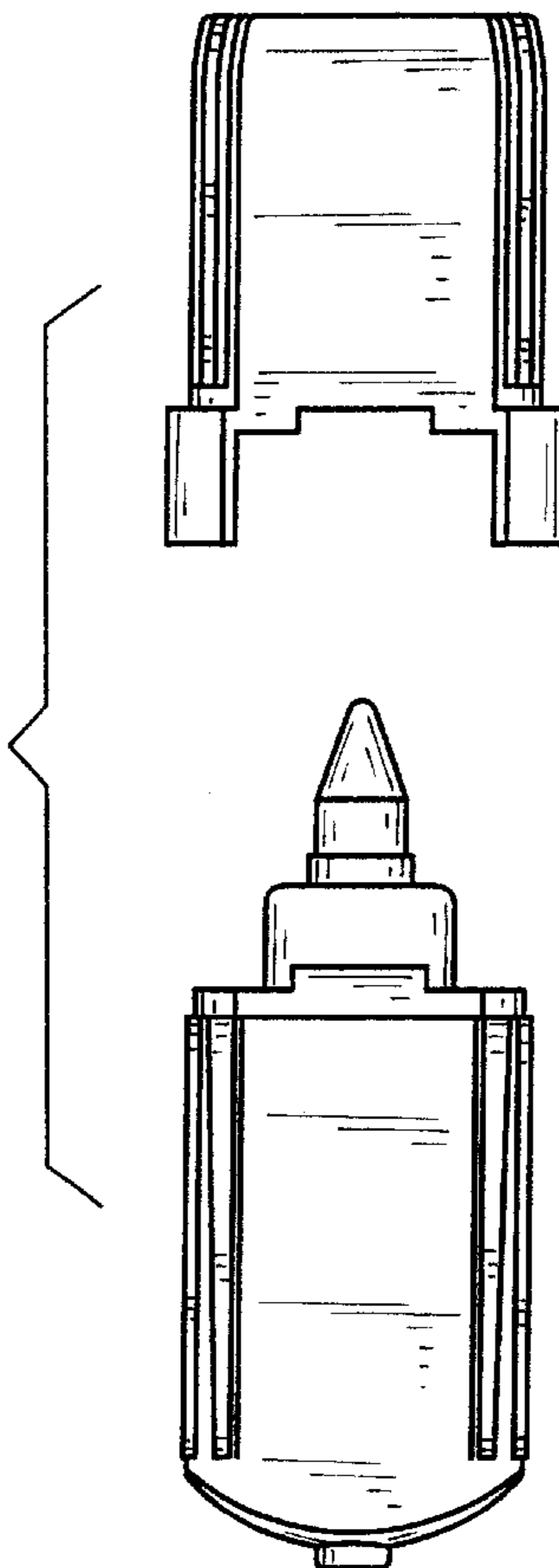
(57) **CLAIM**

The ornamental design for a mini marker, as shown and described.

DESCRIPTION

FIG. 1 is a front elevational view of the mini marker of the present invention, the rear view being identical thereto; FIG. 2 is a right side elevational view of the mini marker of the present invention, the left side being identical thereto; FIG. 3 is a top end view of the mini marker of the present invention. FIG. 4 is a bottom end view of the mini marker of the present invention; and, FIG. 5 is an exploded view of the mini marker shown in FIG. 1.

1 Claim, 2 Drawing Sheets






FIG. 3

FIG. 1

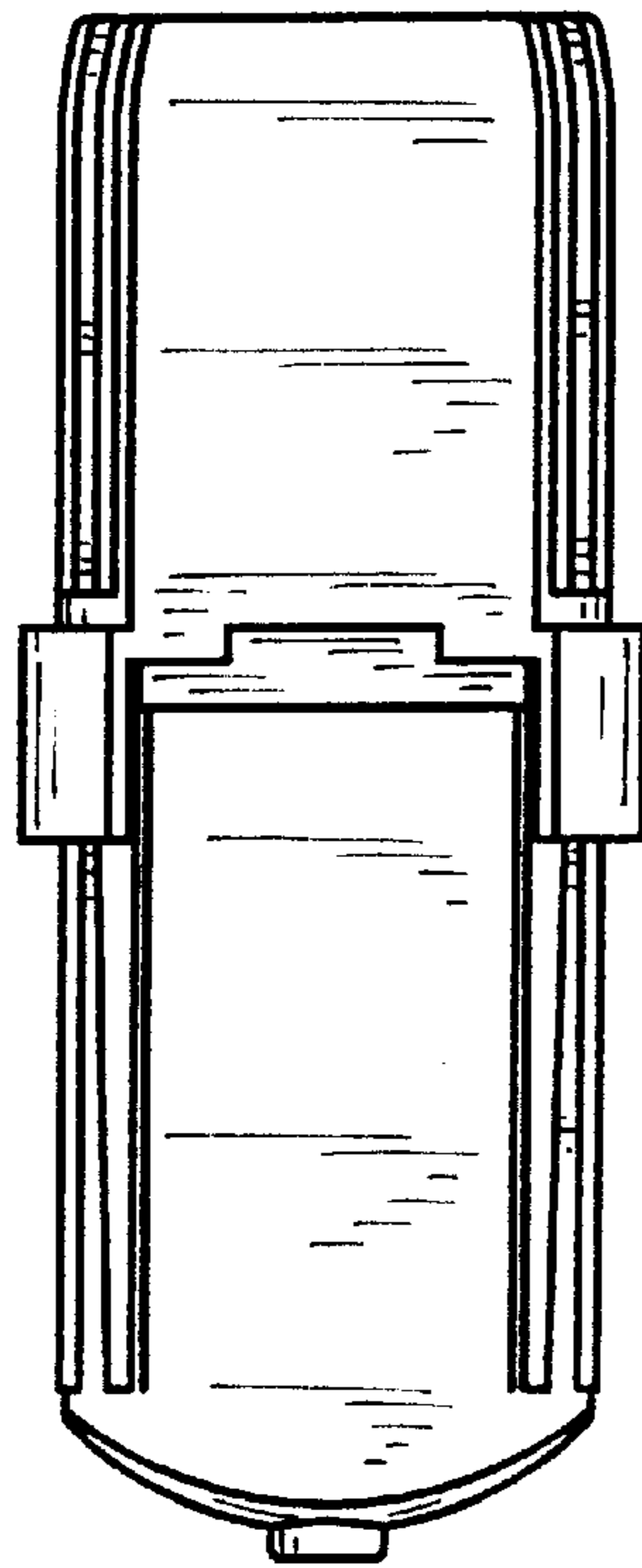


FIG. 2

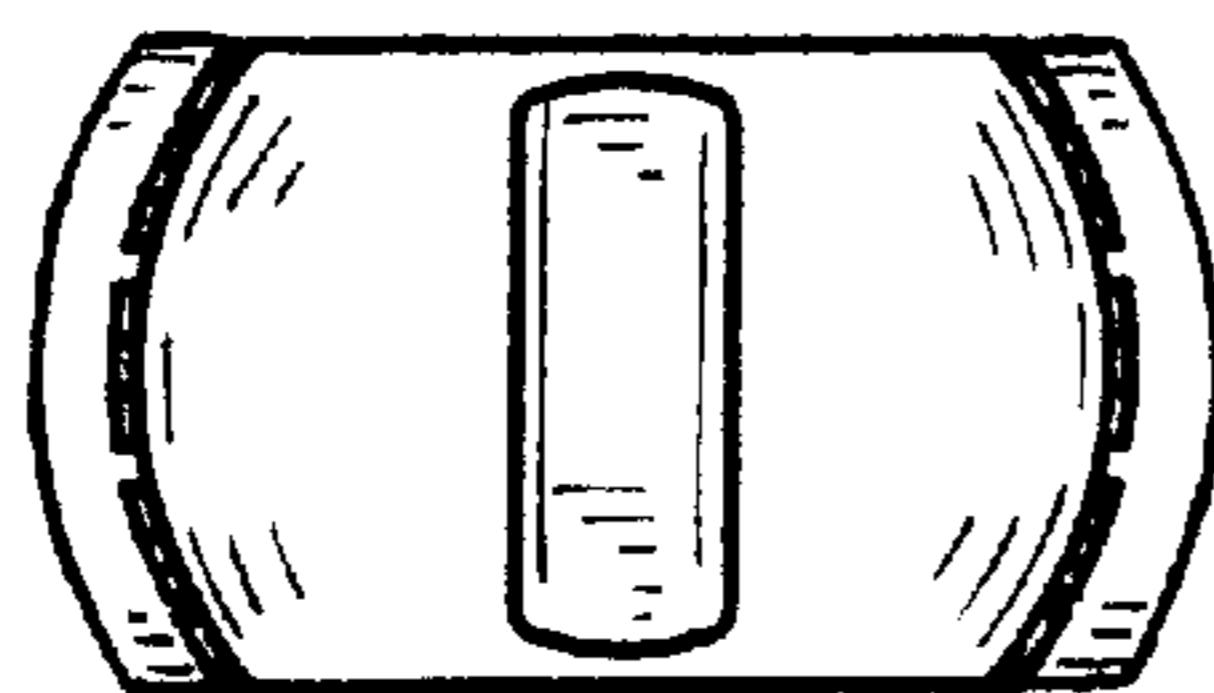



FIG. 4

FIG. 5

