



US00D463480S

(12) **United States Design Patent**  
**Chen**

(10) **Patent No.:** **US D463,480 S**

(45) **Date of Patent:** **\*\* Sep. 24, 2002**

(54) **SPECTACLE TEMPLE**

D159,065 S \* 6/1950 Hochland ..... D16/308  
5,033,836 A \* 7/1991 Aoyama ..... 351/158

(76) Inventor: **Ming-Hurng Chen**, P.O. Box 90,  
Tainan City (TW)

\* cited by examiner

(\*\*) Term: **14 Years**

*Primary Examiner*—Raphael Barkai

(21) Appl. No.: **29/155,860**

(57) **CLAIM**

(22) Filed: **Feb. 21, 2002**

The ornamental design for spectacle temple, as shown as described.

(51) **LOC (7) Cl.** ..... **16-06**

**DESCRIPTION**

(52) **U.S. Cl.** ..... **D16/335**

FIG. 1 is a perspective view of spectacle temple showing my design;

(58) **Field of Search** ..... D16/300–330,  
D16/335, 336, 341, 342; 351/41, 44, 51,  
52, 111, 158

FIG. 2 is a front elevational view thereof;

FIG. 3 is a rear elevational view thereof;

FIG. 4 is a left side elevational view thereof;

FIG. 5 is a right side elevational view thereof;

FIG. 6 is a top plan view thereof; and,


FIG. 7 is a bottom plan view thereof.

(56) **References Cited**

**U.S. PATENT DOCUMENTS**

D115,933 S \* 8/1939 Maisch ..... 351/51  
D143,113 S \* 12/1945 Barrett ..... D16/335  
D146,155 S \* 12/1946 Schwartz ..... D16/308

**1 Claim, 4 Drawing Sheets**






FIG. 1



FIG. 2




FIG. 3

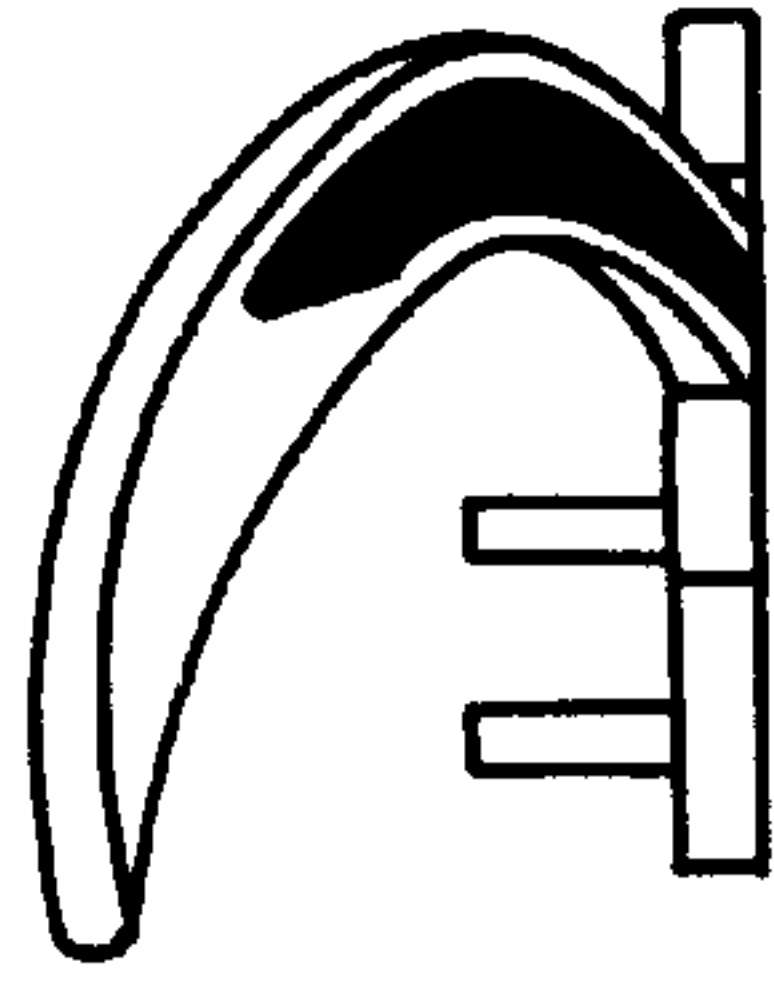


FIG. 4

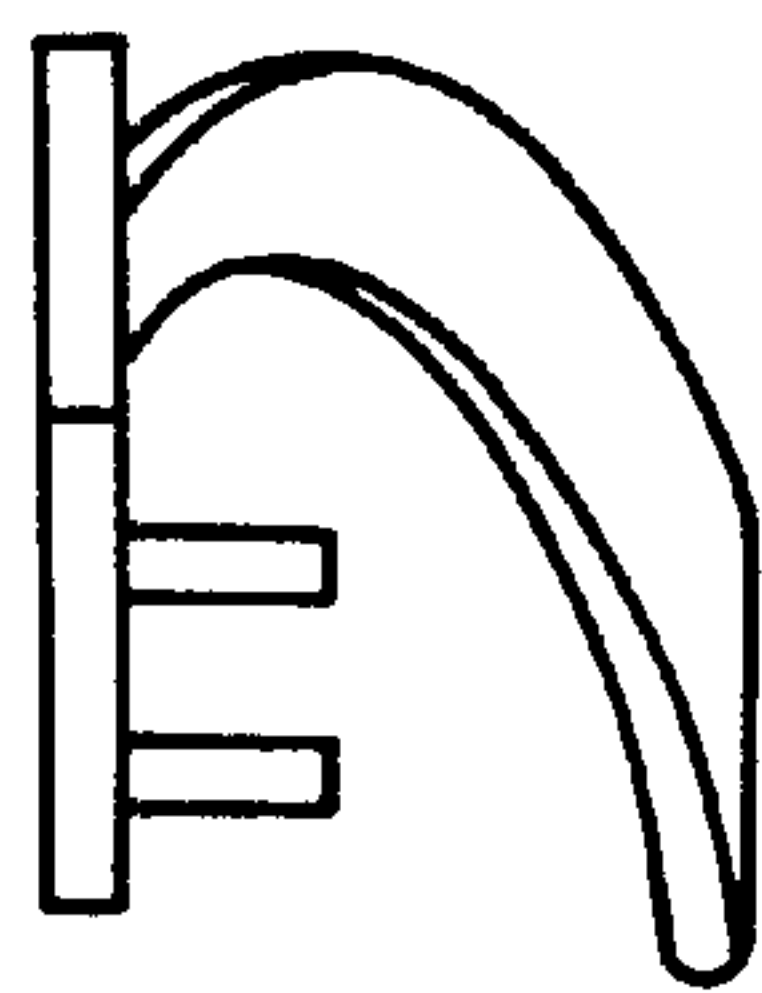


FIG. 5



FIG. 6

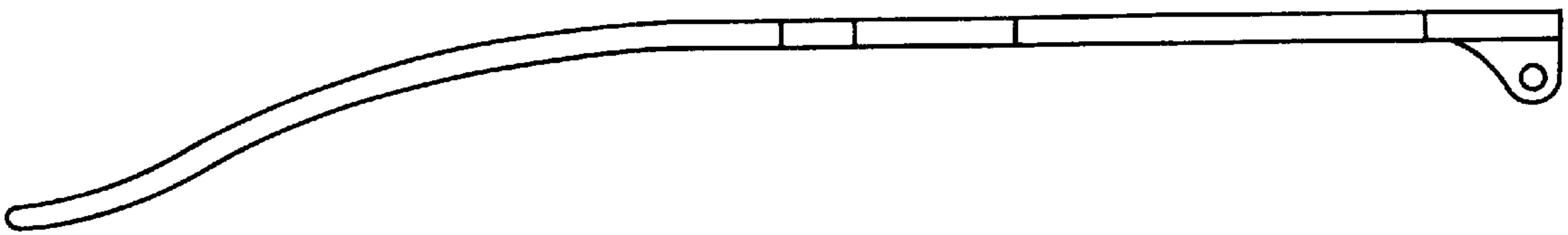


FIG. 7