

US00D463475S

(12) **United States Design Patent**
Kawashima

(10) **Patent No.:** **US D463,475 S**

(45) **Date of Patent:** **** Sep. 24, 2002**

(54) **LIQUID-CRYSTAL PROJECTOR**

(75) Inventor: **Shosaku Kawashima**, Yokohama (JP)

(73) Assignee: **Canon Kabushiki Kaisha**, Tokyo (JP)

(**) Term: **14 Years**

(21) Appl. No.: **29/150,257**

(22) Filed: **Nov. 19, 2001**

(30) **Foreign Application Priority Data**

May 28, 2001 (JP) 2001-015298

(51) **LOC (7) Cl.** **16-02**

(52) **U.S. Cl.** **D16/230; D16/225**

(58) **Field of Search** D16/200, 205,
D16/221, 225, 230, 231, 234; D21/514;
349/5, 7, 8, 58; 353/115, 119, 122

(56) **References Cited**

U.S. PATENT DOCUMENTS

- 6,000,802 A * 12/1999 Hashizume et al. 349/5
- D419,581 S * 1/2000 Ishibashi et al. D16/231
- D436,979 S * 1/2001 Yokoyama et al. D16/231
- D439,594 S * 3/2001 Komatsu et al. D16/231
- D442,983 S * 5/2001 Goto et al. D16/230

- D443,631 S * 6/2001 Goto et al. D16/231
- D449,331 S * 10/2001 Kawahara et al. D16/230
- D451,941 S * 12/2001 Takizawa D16/230

OTHER PUBLICATIONS

Sharp Catalog, Aug. 1993 p. 7 (T2Z projector).*

* cited by examiner

Primary Examiner—Adir Aronovich

(74) *Attorney, Agent, or Firm*—Fitzpatrick, Cella, Harper & Scinto

(57) **CLAIM**

The ornamental design for a liquid-crystal projector, as shown and described.

DESCRIPTION

FIG. 1 is a front view of a liquid-crystal projector showing my new design;
 FIG. 2 is a rear view thereof;
 FIG. 3 is a top plan view thereof;
 FIG. 4 is a bottom plan view thereof;
 FIG. 5 is a left side view thereof;
 FIG. 6 is a right side view thereof; and,
 FIG. 7 is a perspective view thereof.

1 Claim, 5 Drawing Sheets

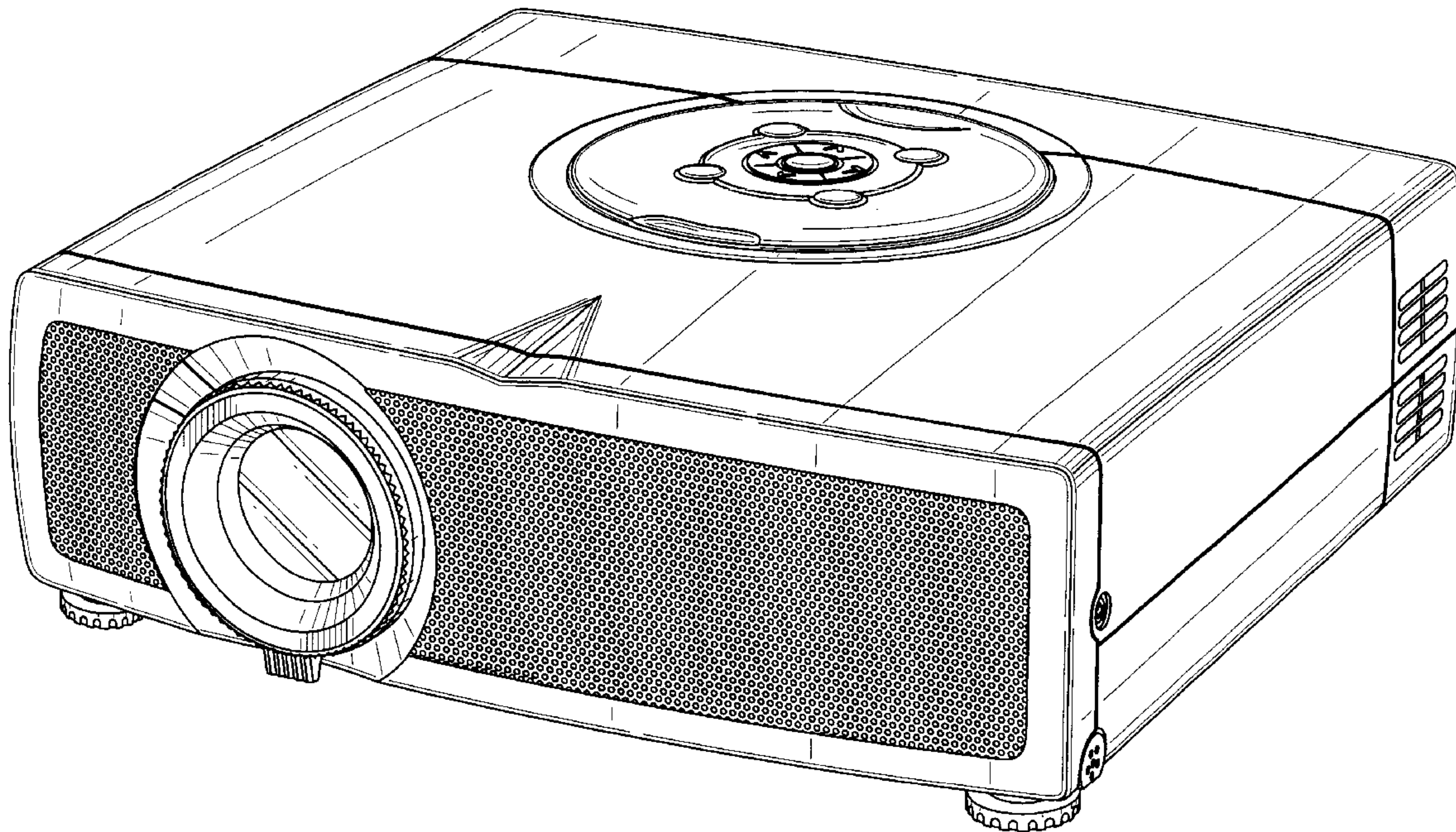


FIG. 1

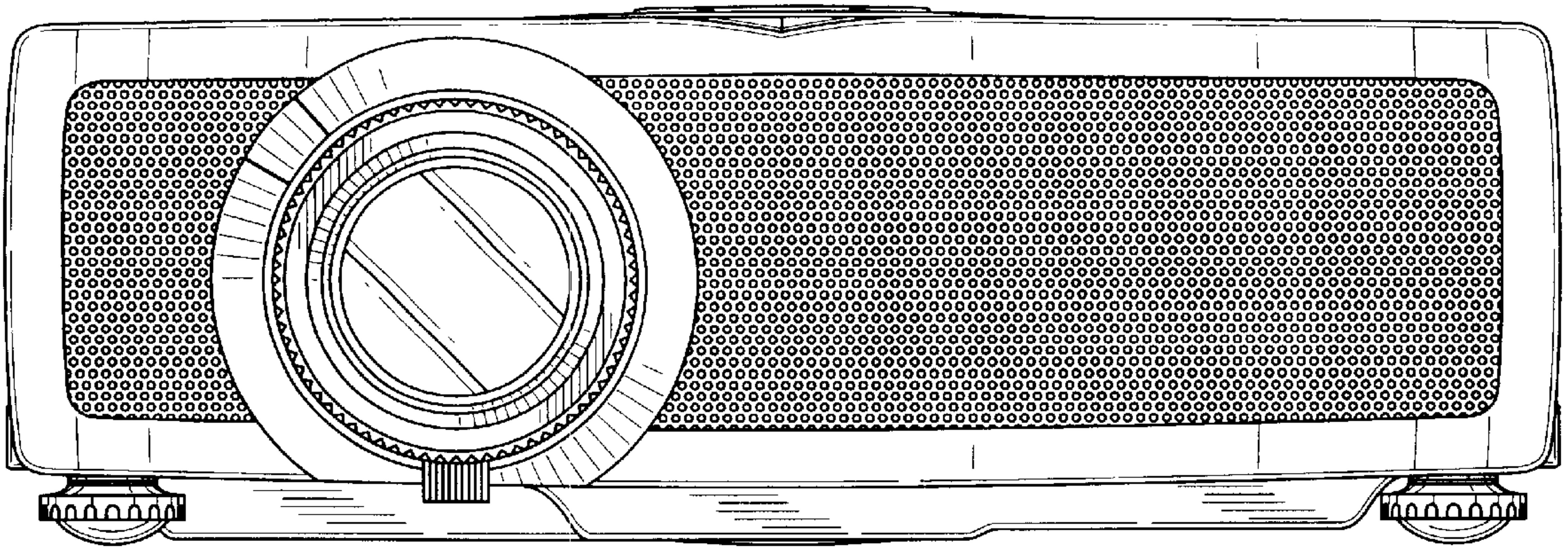


FIG. 2




FIG. 3

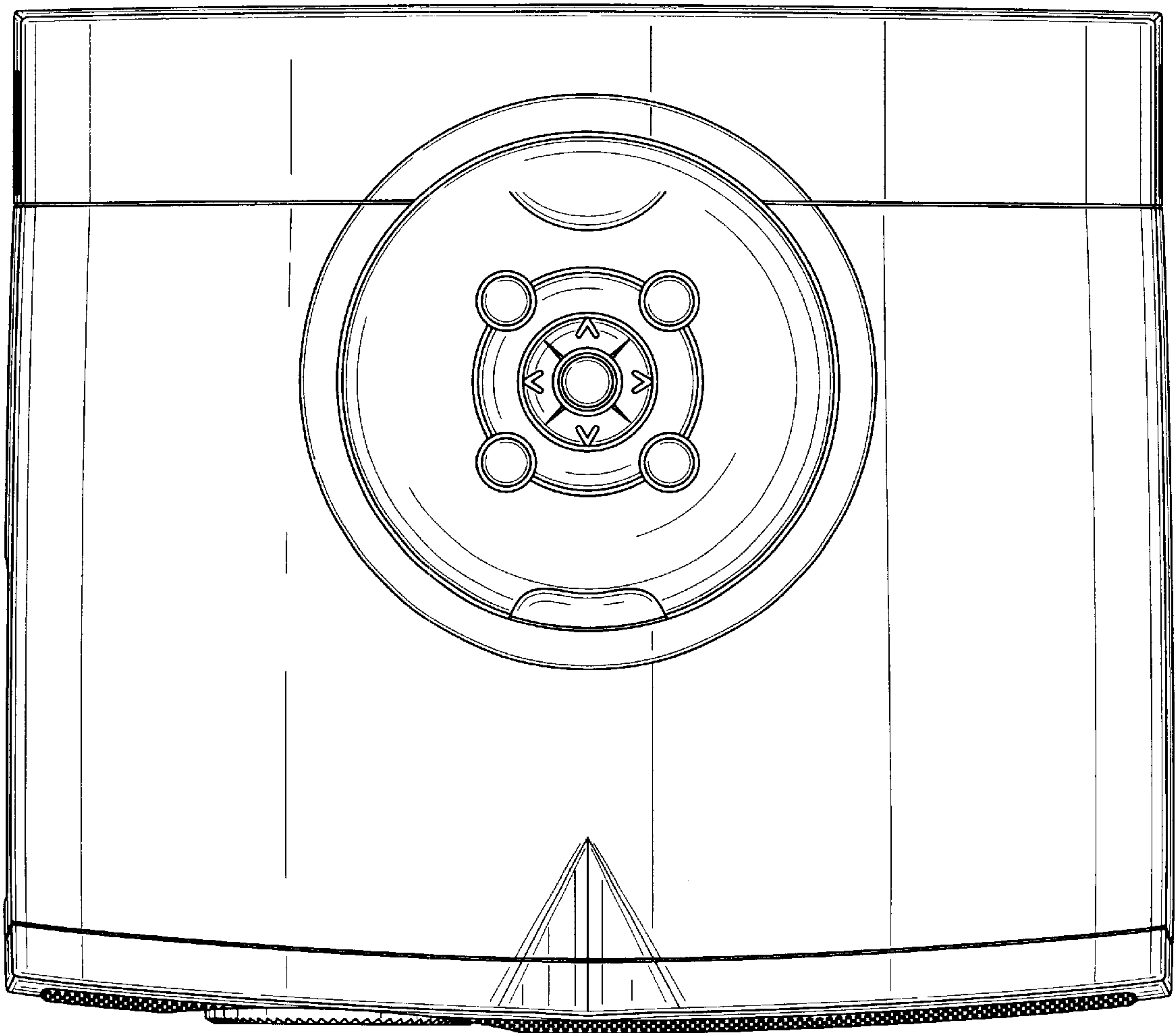


FIG. 4

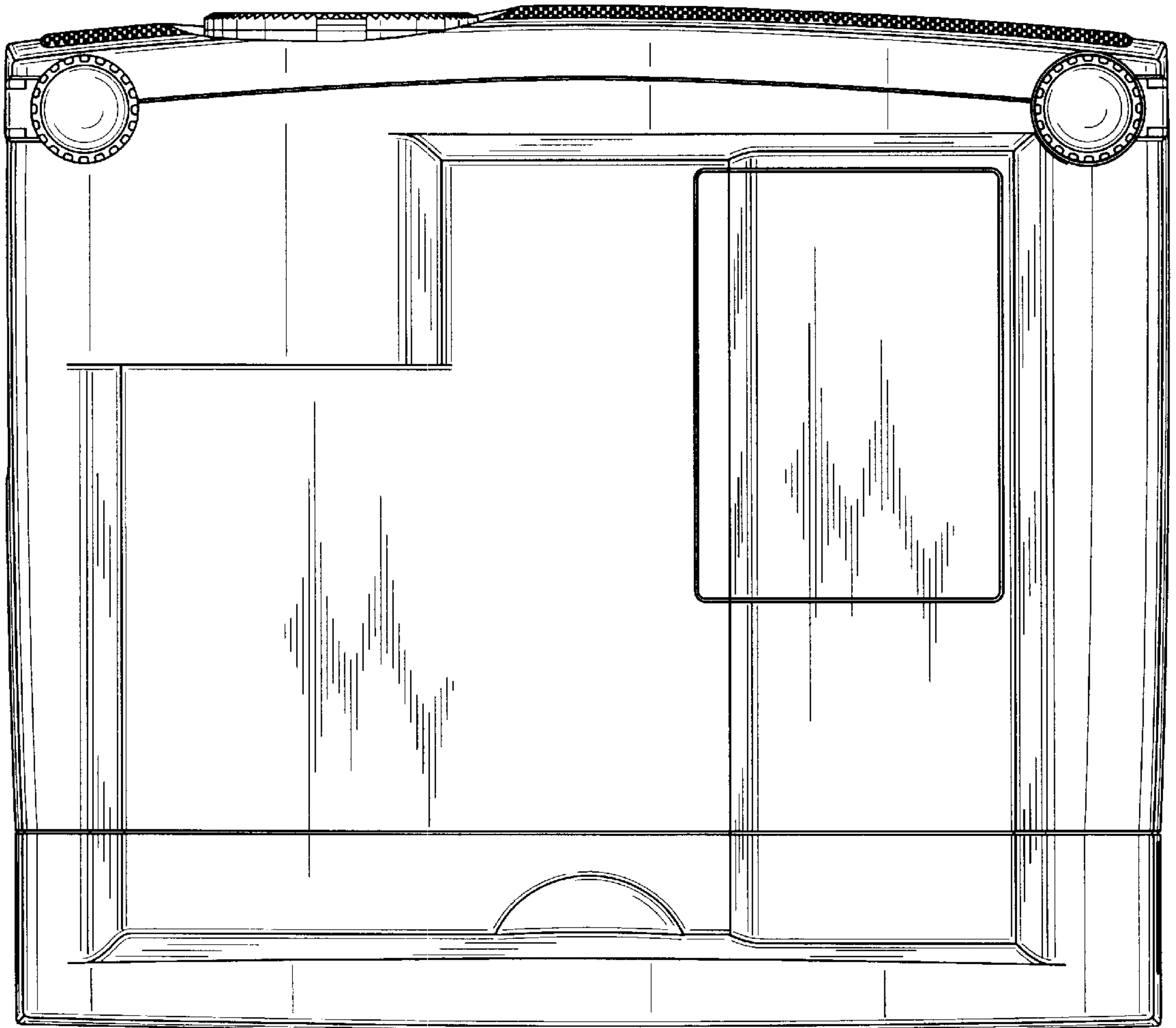


FIG. 5

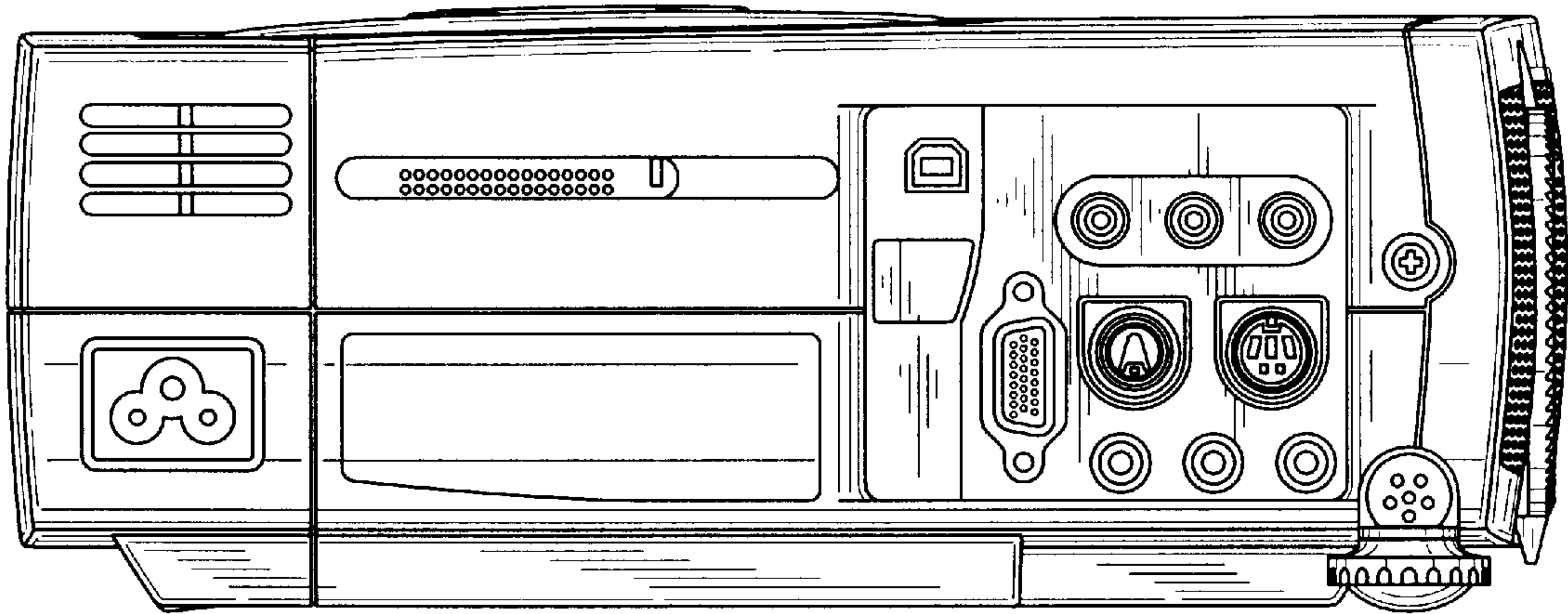


FIG. 6




FIG. 7

