



US00D463465S

(12) **United States Design Patent**  
Sommerville et al.

(10) **Patent No.:** **US D463,465 S**

(45) **Date of Patent:** **\*\* Sep. 24, 2002**

(54) **WORKPIECE SUPPORT**

5,953,975 A \* 9/1999 Kreitzberg ..... 83/397

(75) Inventors: **Thomas R. Sommerville**, Port Perry (CA); **Robert P. Welsh**, Hunt Valley, MD (US)

\* cited by examiner

*Primary Examiner*—Antoine Duval Davis  
(74) *Attorney, Agent, or Firm*—Adan Ayala

(73) Assignee: **Black & Decker Inc.**, Newark, DE (US)

(57) **CLAIM**

(\*\*) Term: **14 Years**

The ornamental design for a workpiece support, as shown and described.

(21) Appl. No.: **29/145,974**

**DESCRIPTION**

(22) Filed: **Aug. 1, 2001**

(51) **LOC (7) Cl.** ..... **15-09**

(52) **U.S. Cl.** ..... **D15/140**

(58) **Field of Search** ..... D15/140, 138;  
83/574, 859; 144/286.1, 286.5, 329, 287;  
269/157, 204, 901


FIG. 1 is a front perspective view of an embodiment of a workpiece support disposed on an exemplary workbench. FIG. 2 is a left side elevational view of the embodiment. FIG. 3 is a right side elevational view of the embodiment. FIG. 4 is a front elevational view of the embodiment. FIG. 5 is a rear elevational view of the embodiment. FIG. 6 is a top plan view of the embodiment; and, FIG. 7 is a bottom plan view of the embodiment.

(56) **References Cited**

**U.S. PATENT DOCUMENTS**

5,247,976 A \* 9/1993 Matthews ..... 144/287

**1 Claim, 7 Drawing Sheets**






FIG. 1




FIG. 2




FIG. 3




FIG. 4




FIG. 5




FIG. 6




FIG. 7