



US00D463464S

(12) **United States Design Patent**  
**Strandell et al.**

(10) **Patent No.:** **US D463,464 S**

(45) **Date of Patent:** **\*\* Sep. 24, 2002**

(54) **ICE DISPENSER**

D256,923 S 9/1980 Mullins, Jr. .... D15/80  
D369,608 S 5/1996 Ratchford .... D15/80

(75) Inventors: **Timothy B. Strandell**, Racine, WI  
(US); **Jeffrey James Pagel**, Stoughton,  
WI (US)

**OTHER PUBLICATIONS**

Foodservice Equipment and Supplies Specialist, May 1989.  
p. 14, Ice cube machine, right side.

(73) Assignee: **Manitowoc Foodservice Group, Inc.**,  
Sparks, NV (US)

*Primary Examiner*—Sandra L. Morris

(\*\*) Term: **14 Years**

(74) *Attorney, Agent, or Firm*—Brinks, Hofer, Gilson &  
Lione

(21) Appl. No.: **29/116,465**

(57) **CLAIM**

(22) Filed: **Dec. 10, 1999**

The ornamental design for an ice dispenser, as shown and  
described.

**Related U.S. Application Data**

**DESCRIPTION**

(62) Division of application No. 29/096,319, filed on Nov. 10,  
1998, now Pat. No. Des. 421,027, which is a continuation of  
application No. 29/080,065, filed on Nov. 26, 1997, now  
abandoned.

FIG. 1 is a right, front perspective view of an ice dispenser  
showing and embodiment of the new design;

(51) **LOC (7) Cl.** ..... **15-07**

(52) **U.S. Cl.** ..... **D15/80**

(58) **Field of Search** ..... D15/79, 80, 81,  
D15/83; 62/246-252, 371, 444, 445, 457.1

FIG. 2 is a front elevational view of the embodiment of FIG.  
1;

FIG. 3 is a right side elevational view of the embodiment of  
FIGS. 1-2, the left side elevational view being a mirror  
image therefore;

(56) **References Cited**

FIG. 4 is a rear elevational view of the embodiment of FIGS.  
1-3; and,

**U.S. PATENT DOCUMENTS**

2,569,113 A 9/1951 Munshower ..... 62/277  
D230,882 S 3/1974 Winsett ..... D15/80

FIG. 5 is a top plan view thereof, the broken line showing  
of the internal mechanism is for illustrative purposes only,  
and forms no part of the claimed design.

**1 Claim, 5 Drawing Sheets**

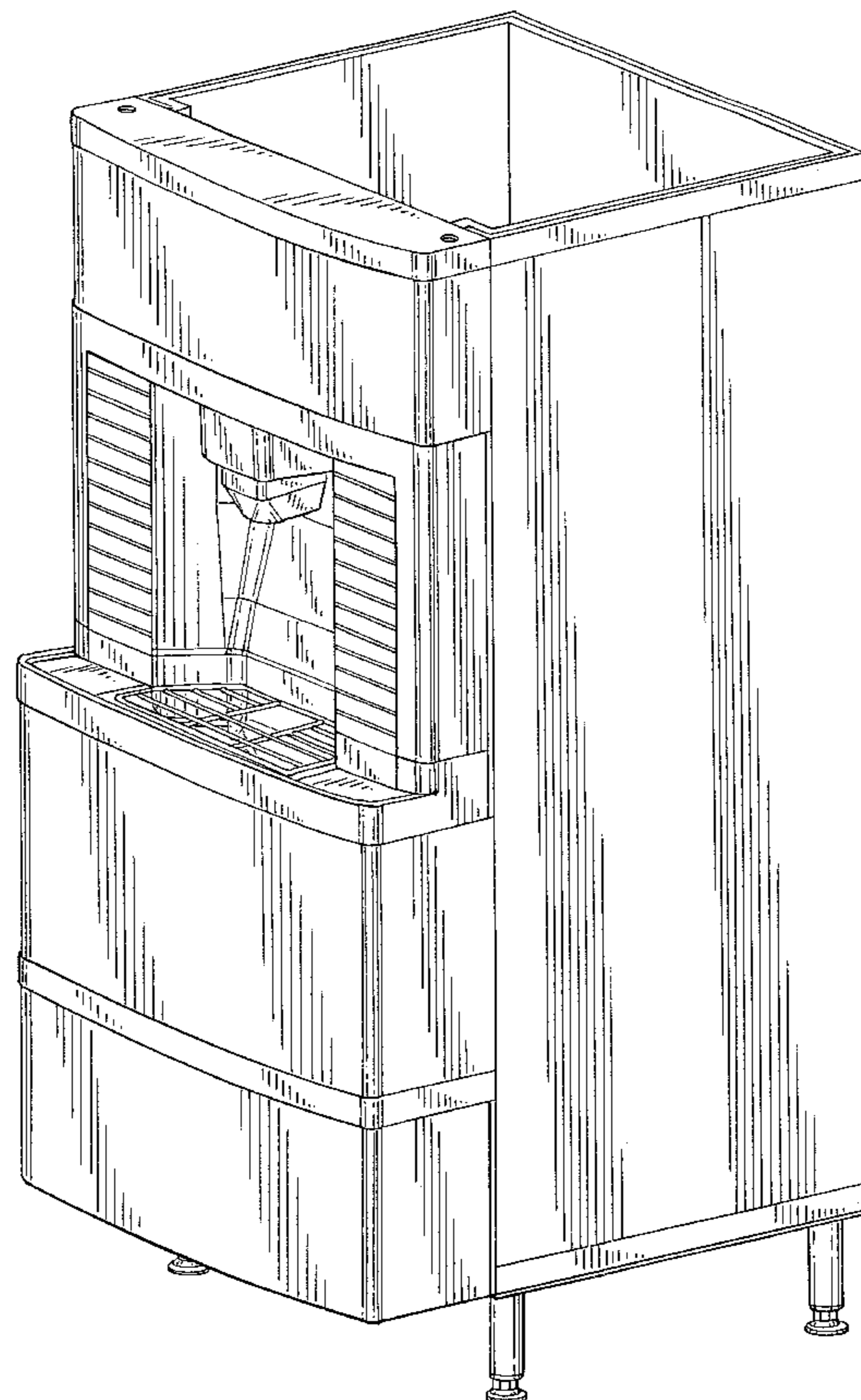


FIG. 1

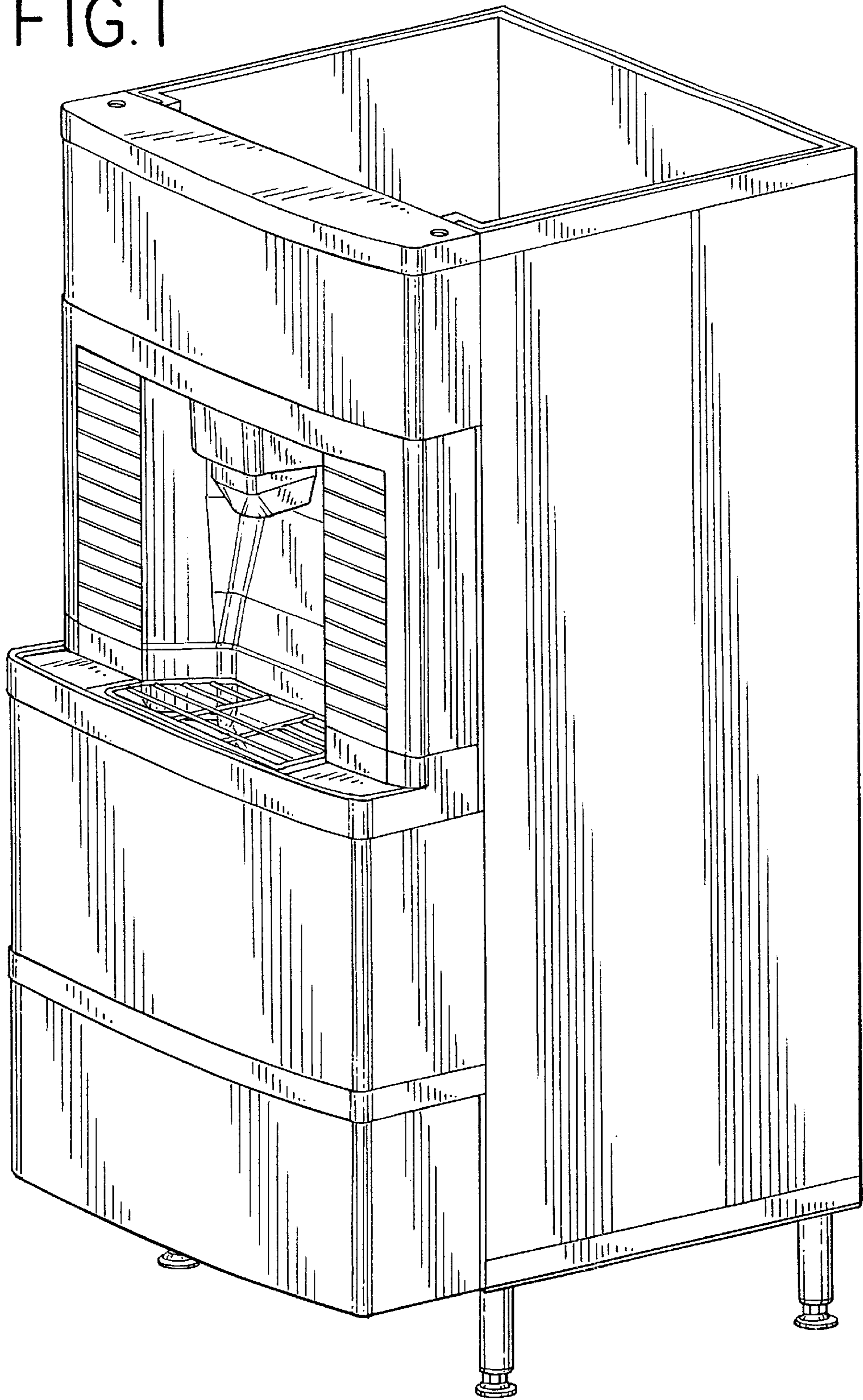


FIG. 2

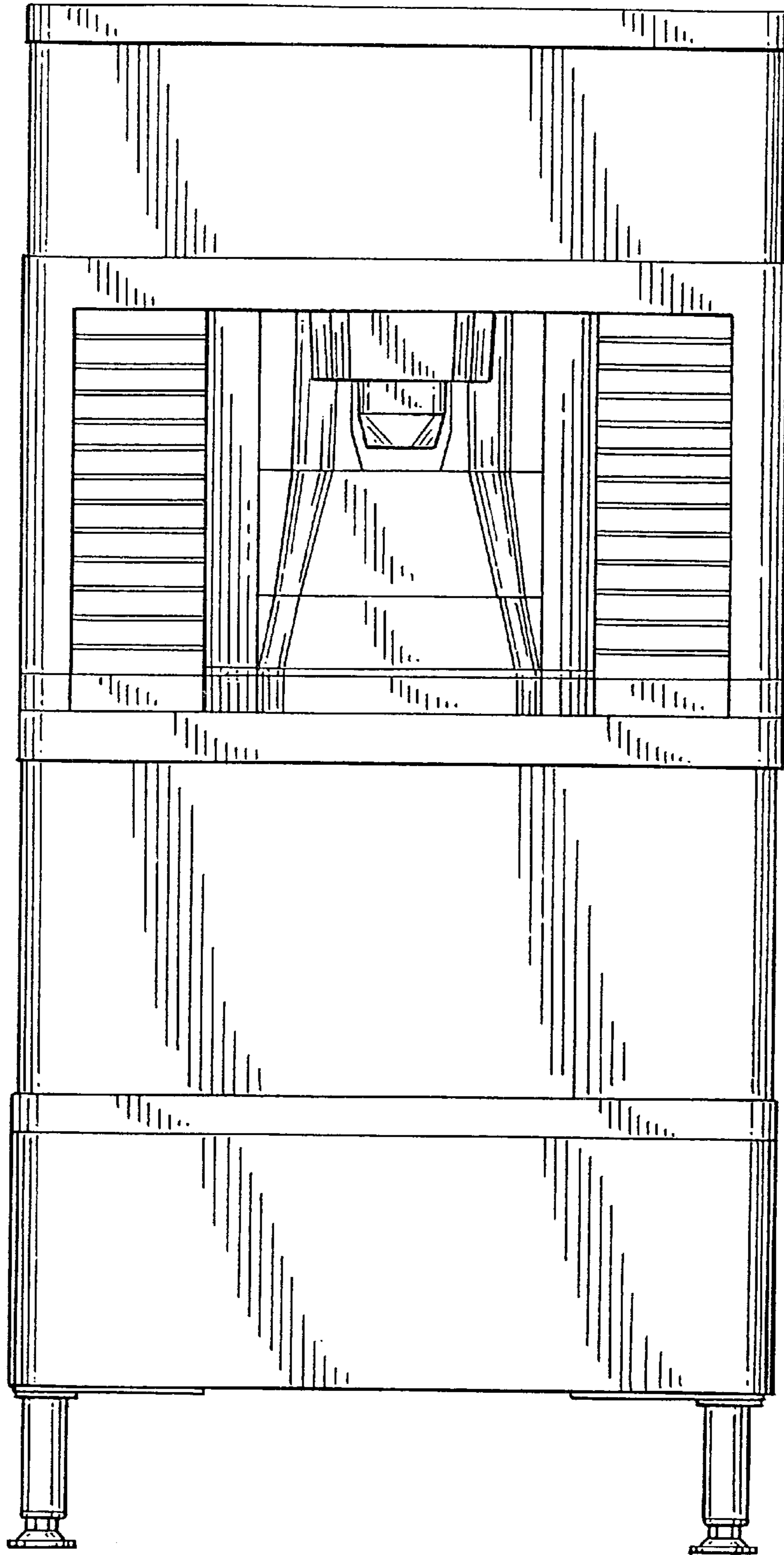


FIG. 3

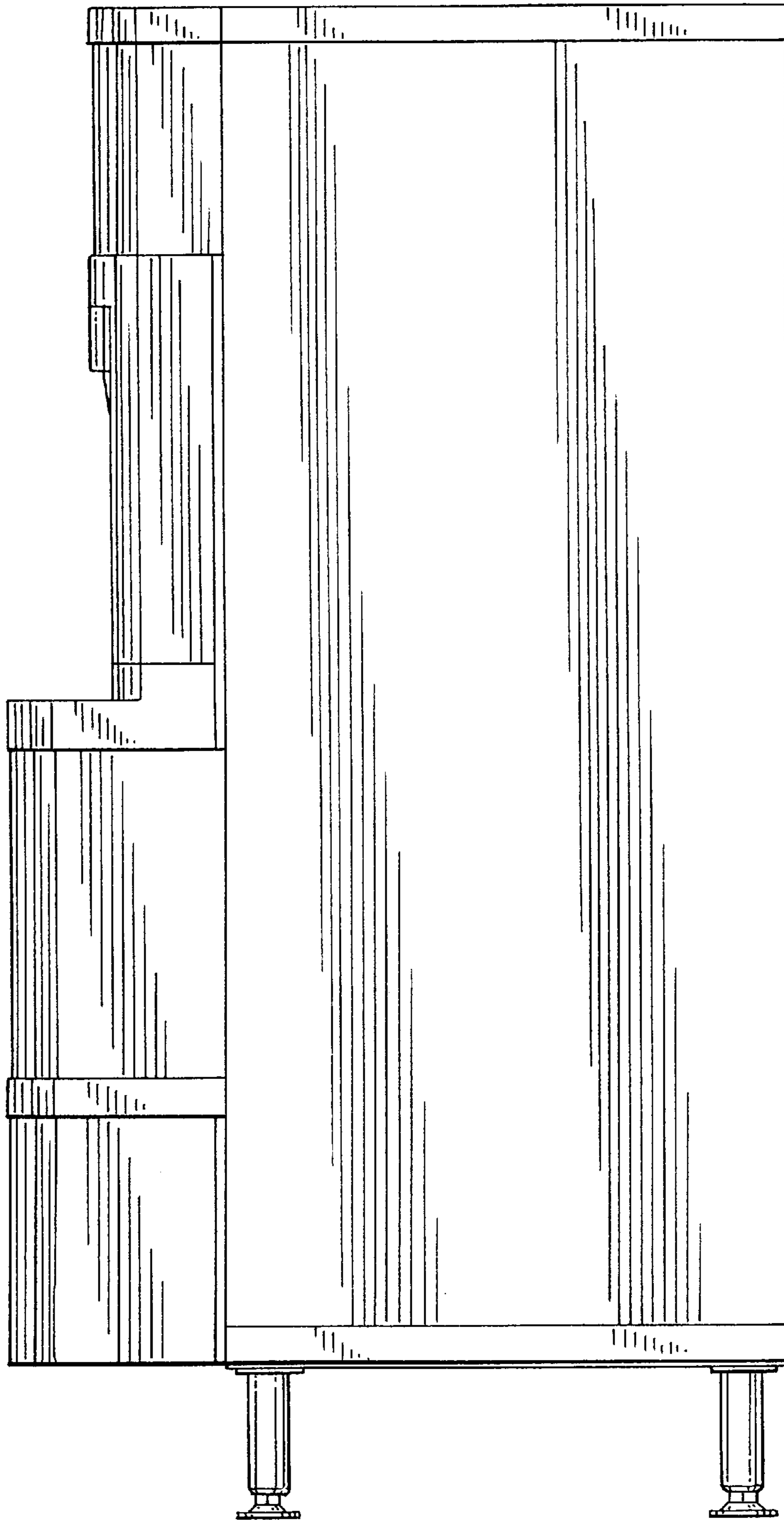


FIG. 4

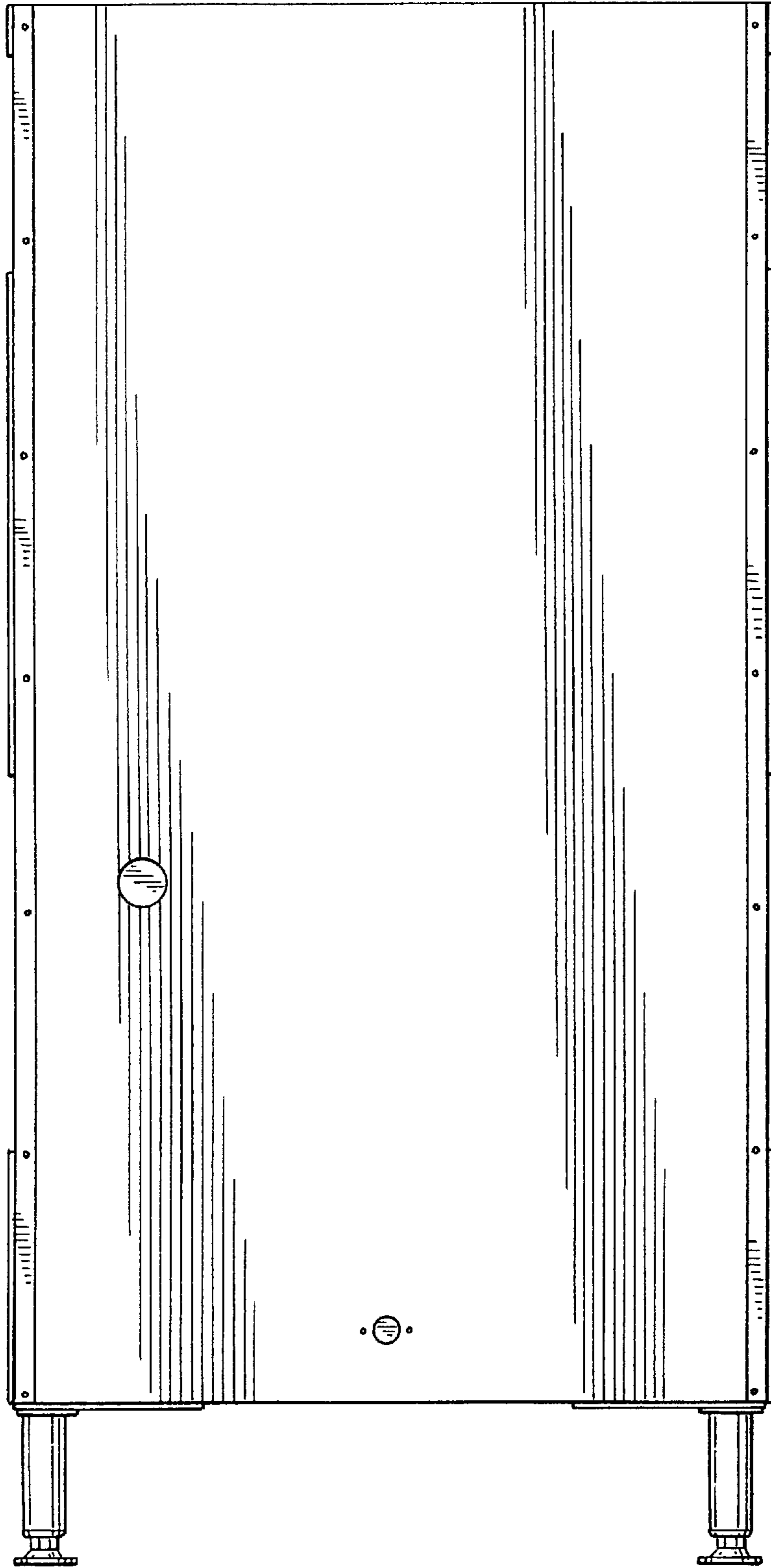


FIG. 5

