



US00D463427S

(12) **United States Design Patent**  
**Sherry**

(10) **Patent No.:** **US D463,427 S**

(45) **Date of Patent:** **\*\* Sep. 24, 2002**

(54) **HARD DISK DRIVE MIRROR SYSTEM**

D393,632 S 4/1998 Sherry

D395,424 S \* 6/1998 Nakayama et al. .... D14/313

(76) Inventor: **Raymond C. Sherry**, 4221 St. Leger,  
Cleburne, TX (US) 76031

**OTHER PUBLICATIONS**

Sherry, Pc Magazine, Jul. 1996, vol. 15 US.  
Sherry Pc Today Magazine May 1996.

(\*\*) Term: **14 Years**

\* cited by examiner

(21) Appl. No.: **29/137,870**

(22) Filed: **Mar. 1, 2001**

*Primary Examiner*—Freda Nunn

(51) **LOC (7) Cl.** ..... **14-02**

(74) *Attorney, Agent, or Firm*—Chauza & Handley, L.L.P.;  
Roger N. Chauza

(52) **U.S. Cl.** ..... **D14/356**

(58) **Field of Search** ..... D14/363, 365,  
D14/367, 368, 356, 432; D13/162, 184,  
199; 312/223.1–223.3; 360/99.01–99.12;  
361/690–696, 685; 369/34.01, 36.01

(57) **CLAIM**

The ornamental design for “hard disk drive mirror system”,  
as shown and described.

(56) **References Cited**

**DESCRIPTION**

**U.S. PATENT DOCUMENTS**

D203,592 S	*	2/1966	Southcott et al. ....	D14/368
D276,524 S	*	11/1984	Shibata .....	D14/369
D282,070 S	*	1/1986	Nakamura et al. ....	D14/348
D319,225 S	*	8/1991	Kline et al. ....	D14/368
D348,257 S		6/1994	Wingate	
D316,546 S		4/1997	Pedinielli	
D380,200 S	*	6/1997	Hill et al. ....	D14/313
D385,858 S		11/1997	Sherry	

FIG. 1 is a front and top perspective view of hard disk mirror  
system embodying my new design;

FIG. 2 is a rear view thereof;

FIG. 3 is a top view thereof;

FIG. 4 is a right side view thereof;

FIG. 5 is a left side view thereof; and,

FIG. 6 is a bottom view thereof.

**1 Claim, 4 Drawing Sheets**

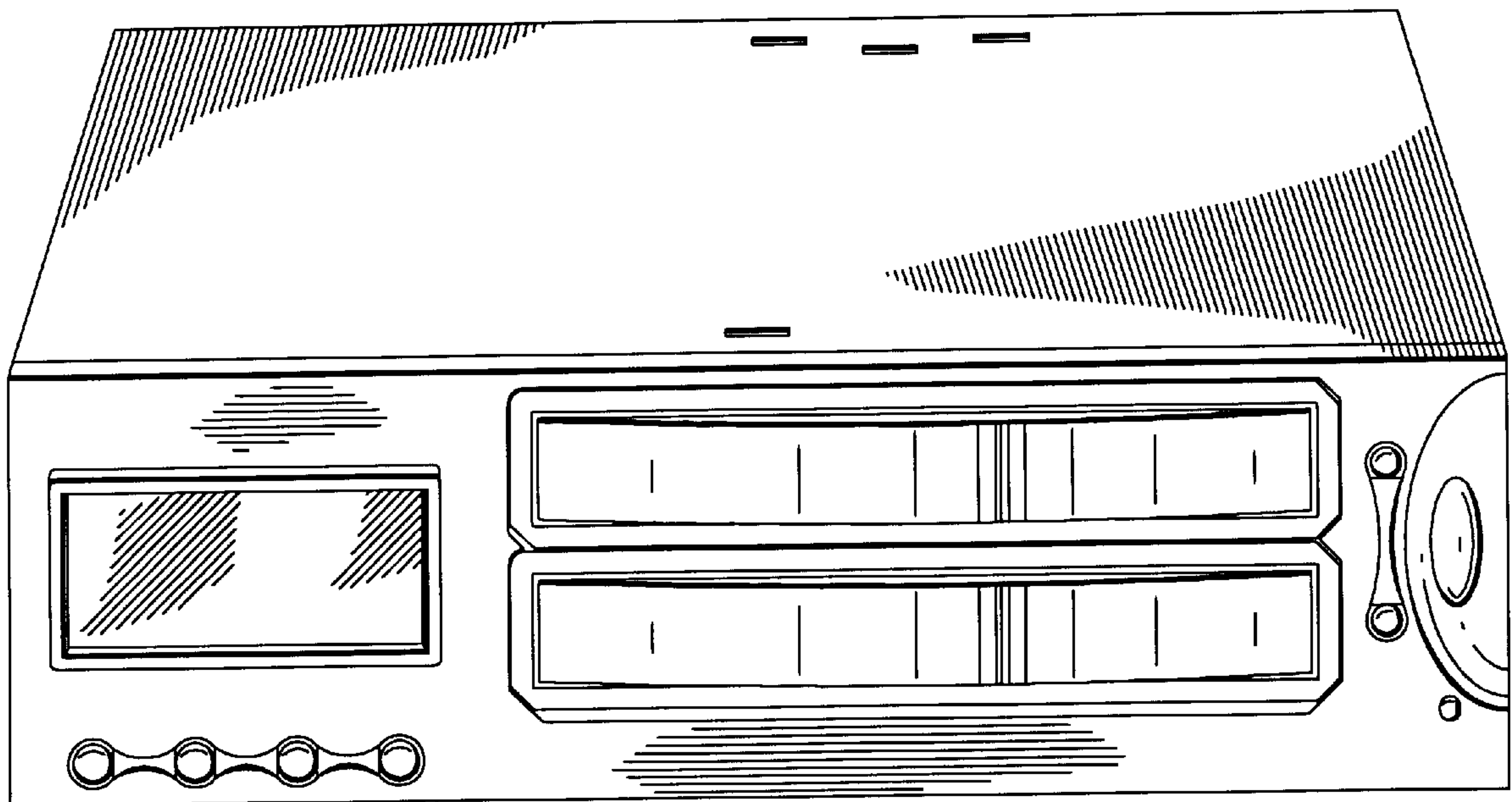


FIG. 1

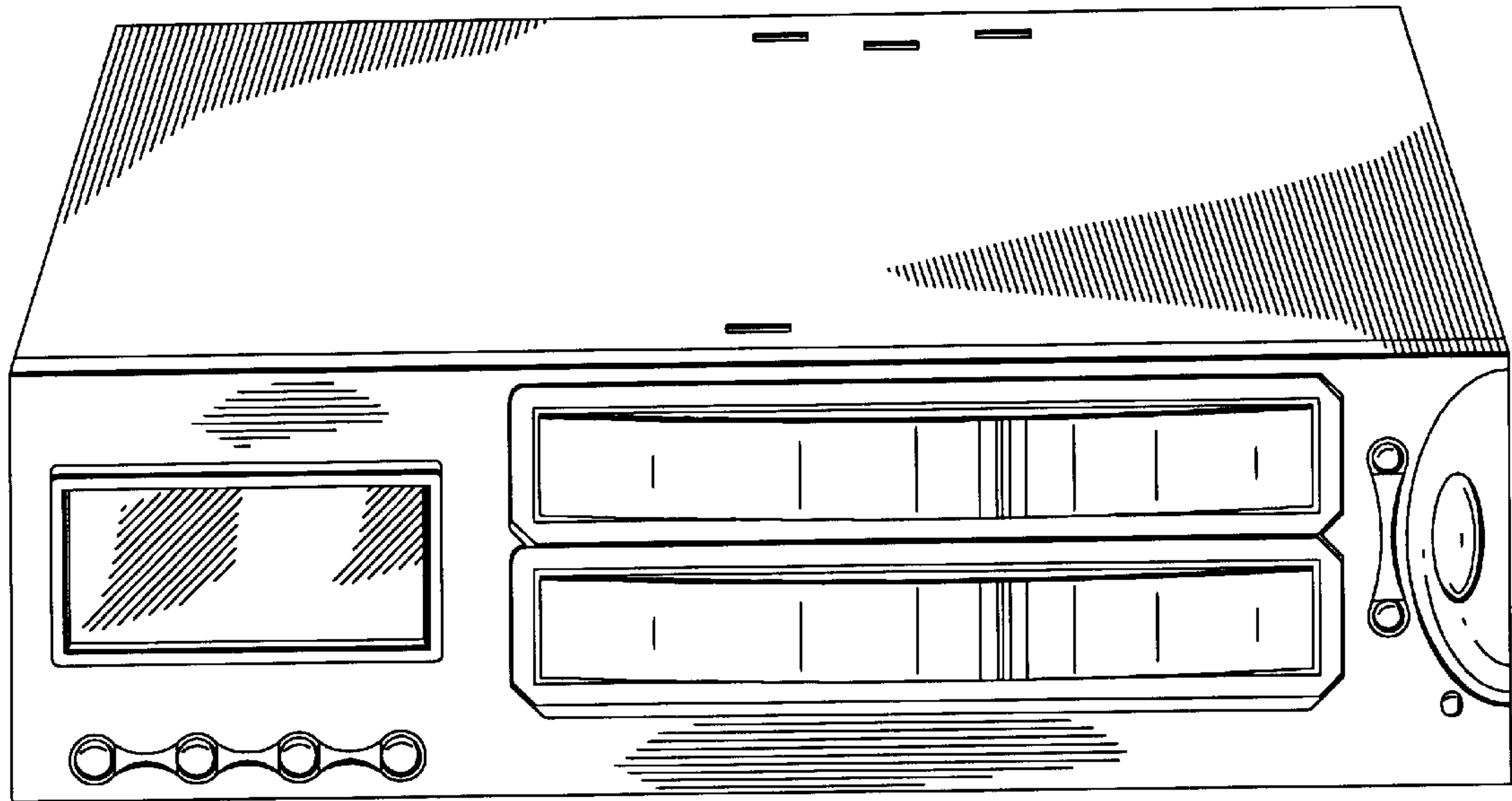



FIG. 2



*FIG. 3*

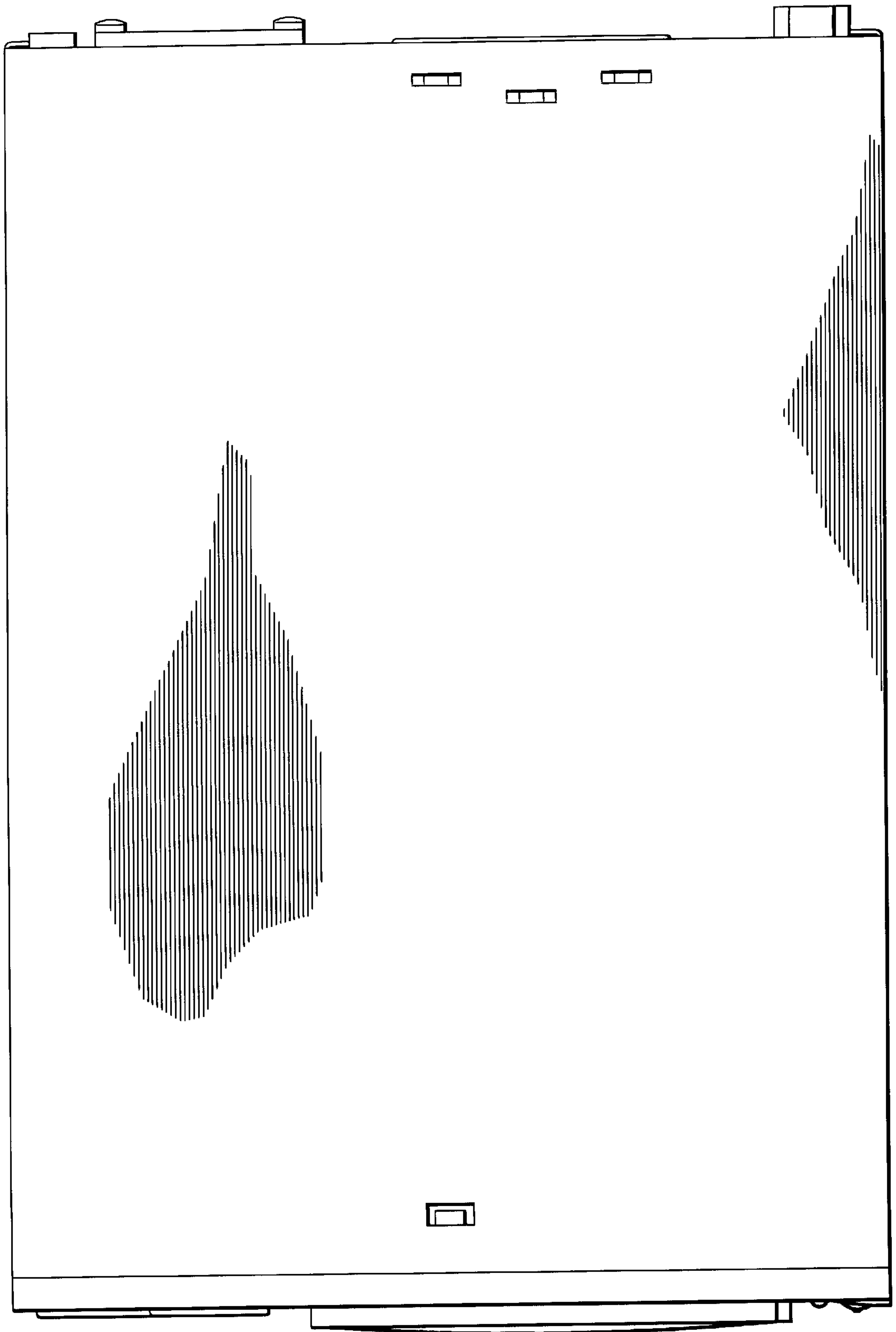


FIG. 4

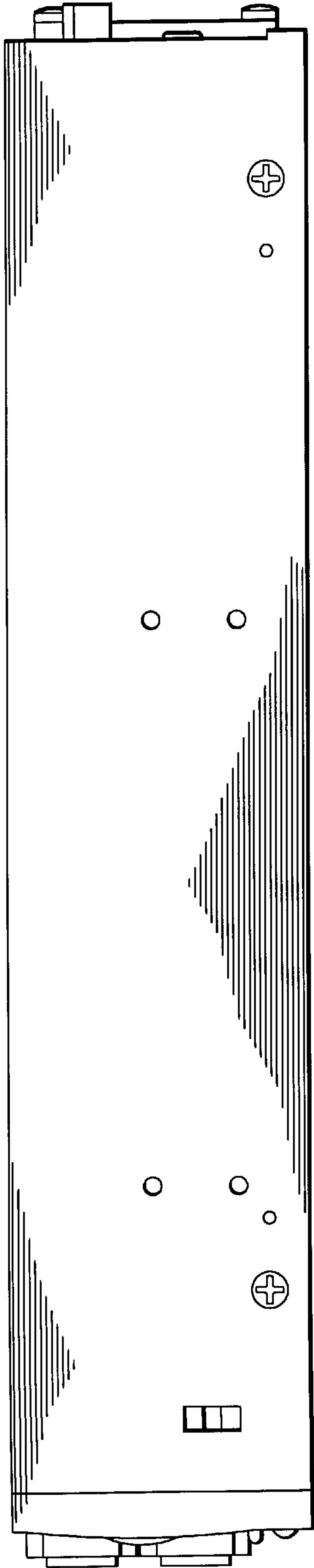


FIG. 5

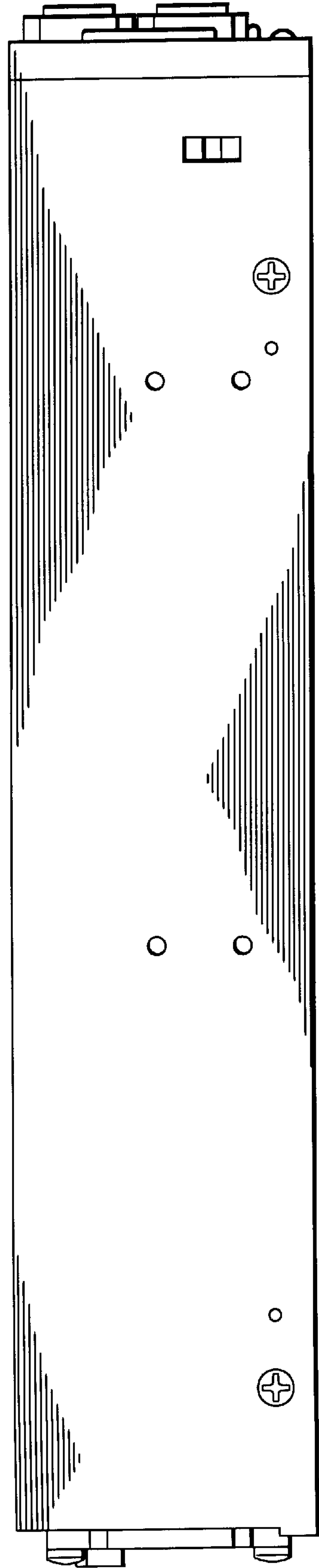


FIG. 6

