

US00D463424S

(12)

**United States Design Patent**  
**Ausems**

(10)

**Patent No.:**

**US D463,424 S**

(45)

**Date of Patent:**

**\*\* Sep. 24, 2002**

(54) **PERSONAL DIGITAL ASSISTANT WITH WIRELESS TELEPHONE**

(75) Inventor: **Michiel R. Ausems**, Palo Alto, CA (US)

(73) Assignee: **Bodycom, Inc.**, Palo Alto, CA (US)

(\*\*) Term: **14 Years**

(21) Appl. No.: **29/137,149**

(22) Filed: **Feb. 13, 2001**

**Related U.S. Application Data**

(63) Continuation of application No. 09/253,304, filed on Feb. 19, 1999.

(51) **LOC (7) Cl.** ..... **14-02**

(52) **U.S. Cl.** ..... **D14/343**

(58) **Field of Search** ..... D14/341–346, D14/383, 385, 138, 240; D18/1, 2, 7; 235/145 A, 145 R, 472.01; 341/22, 23; 345/156, 168, 169, 172, 173; 349/12; 361/680–686; 455/556, 321, 11.1, 90, 557, 569, 575; 710/73

(56) **References Cited**

**U.S. PATENT DOCUMENTS**

5,324,925 A \* 6/1994 Koenck et al. .... 235/472.01  
5,522,089 A \* 5/1996 Kikinis et al. .... 710/73  
D401,914 S \* 12/1998 Kamegi ..... D14/343  
D409,185 S \* 5/1999 Kawashima ..... D14/138

D416,253 S \* 11/1999 Hibino ..... D14/138  
5,983,073 A \* 11/1999 Ditzik ..... 455/11.1  
D419,993 S \* 2/2000 Silzer, Jr. .... D14/138  
D421,257 S \* 2/2000 Sato et al. .... D14/138

\* cited by examiner

*Primary Examiner*—Freda Nunn

(74) *Attorney, Agent, or Firm*—Blakely Sokoloff Taylor & Zafman LLP

(57) **CLAIM**

The ornamental design for a personal digital assistant with wireless telephone, as shown and described.

**DESCRIPTION**

FIG. 1 is a side view of a personal digital assistant with wireless telephone showing my new design;

FIG. 2 is a front view thereof;

FIG. 3 is a side view thereof;

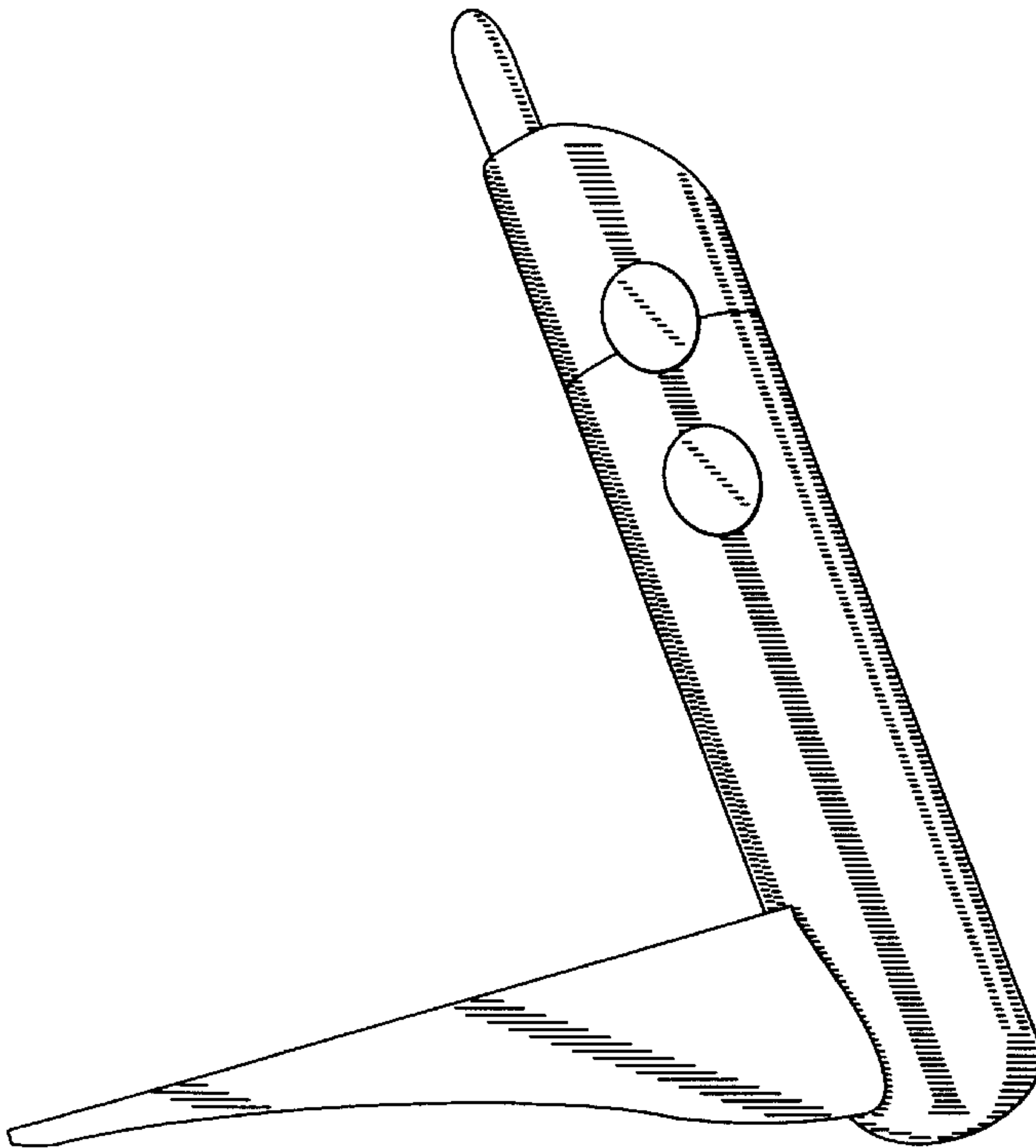
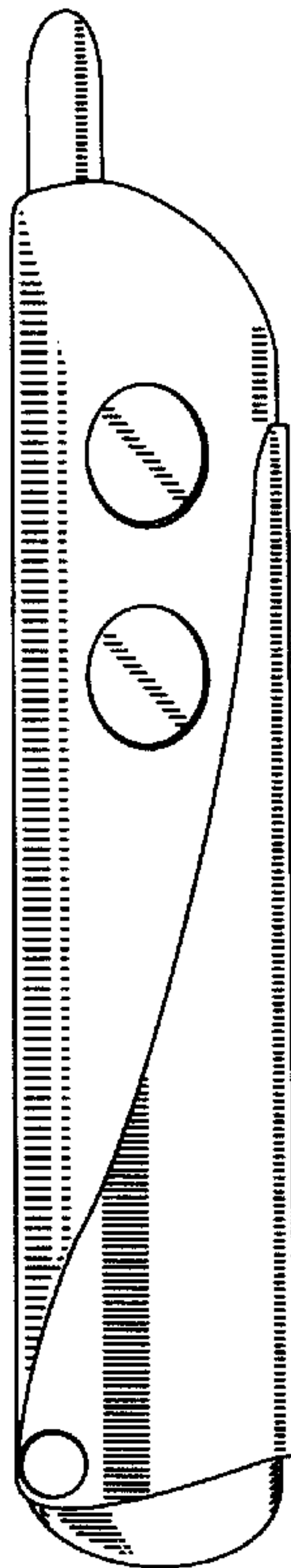
FIG. 4 is a front view of a second embodiment thereof with a smart card reader;

FIG. 5 is a side view thereof, the broken lines are shown for illustrative purposes only and form no part of the claimed design;

FIG. 6 is a front view thereof, the broken lines are shown for illustrative purposes only and form no part of the claimed design; and,

FIG. 7 is a top view thereof, the broken lines are shown for illustrative purposes only and form no part of the claimed design.

**1 Claim, 3 Drawing Sheets**






FIG. 2

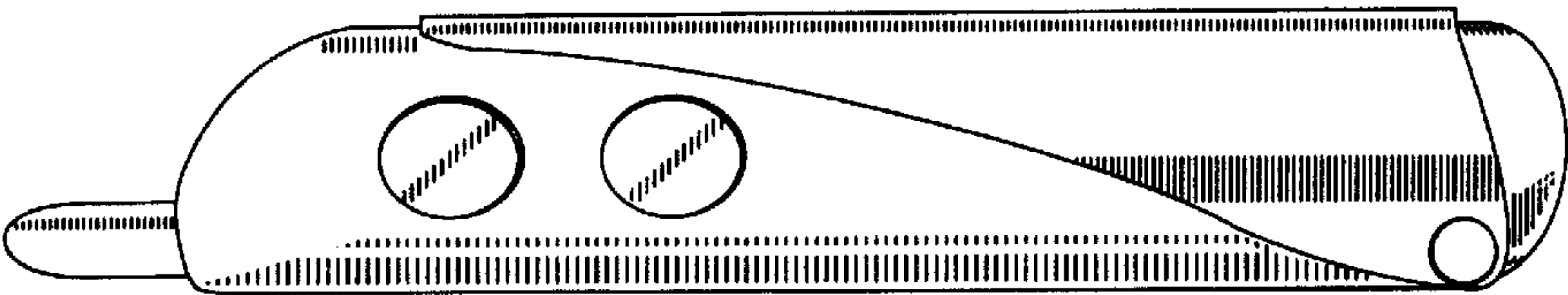


FIG. 1

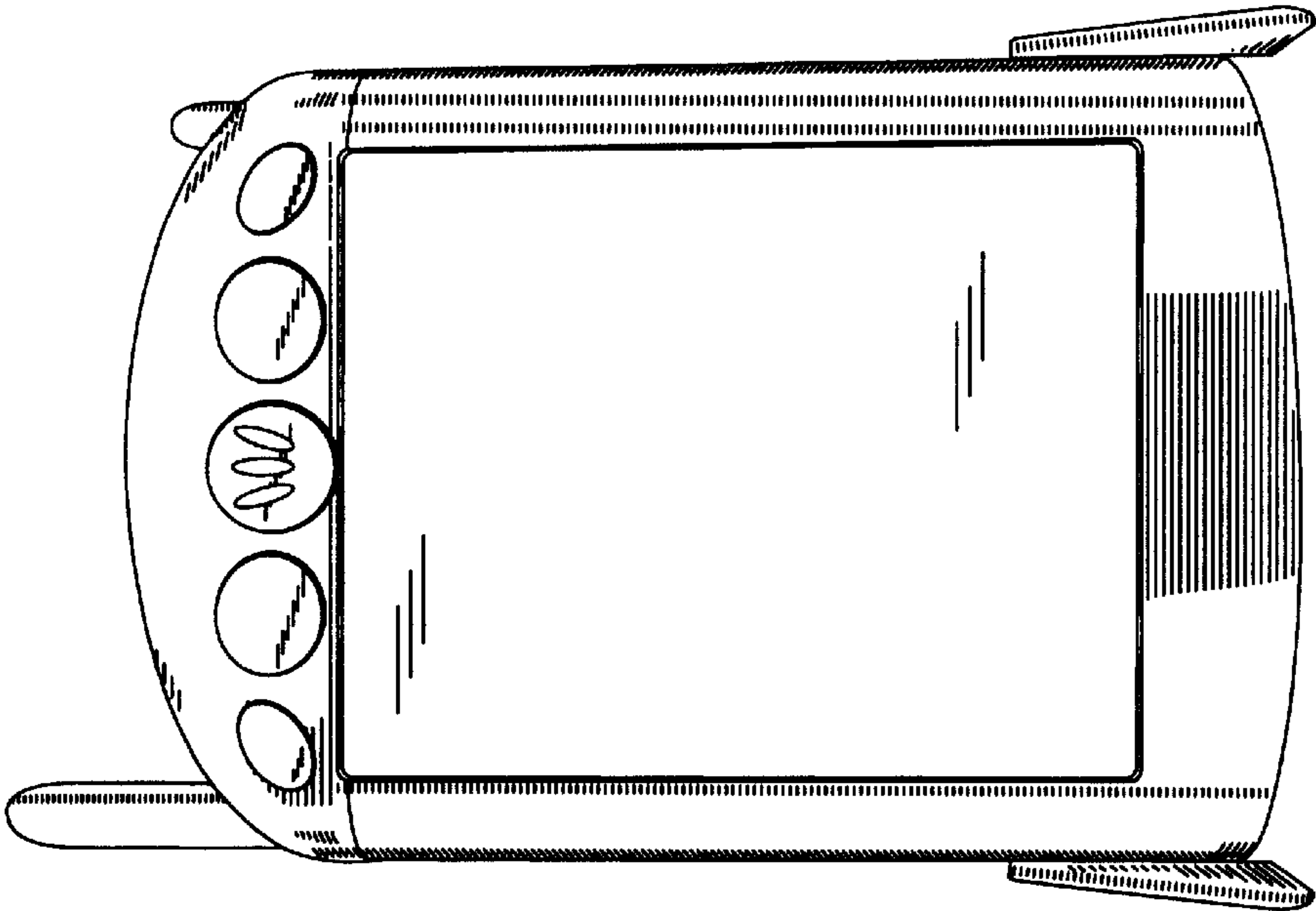


FIG. 4

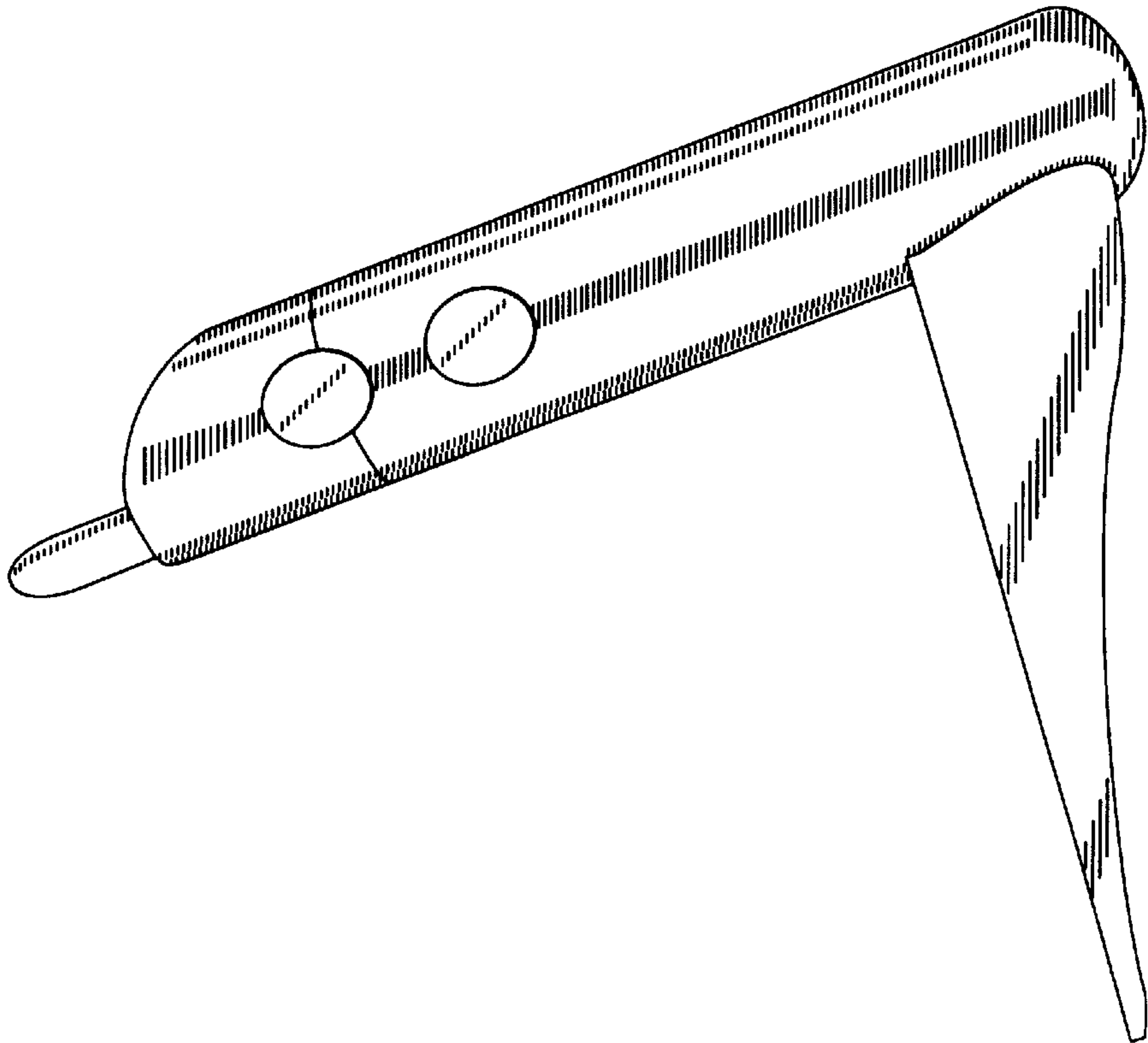


FIG. 3

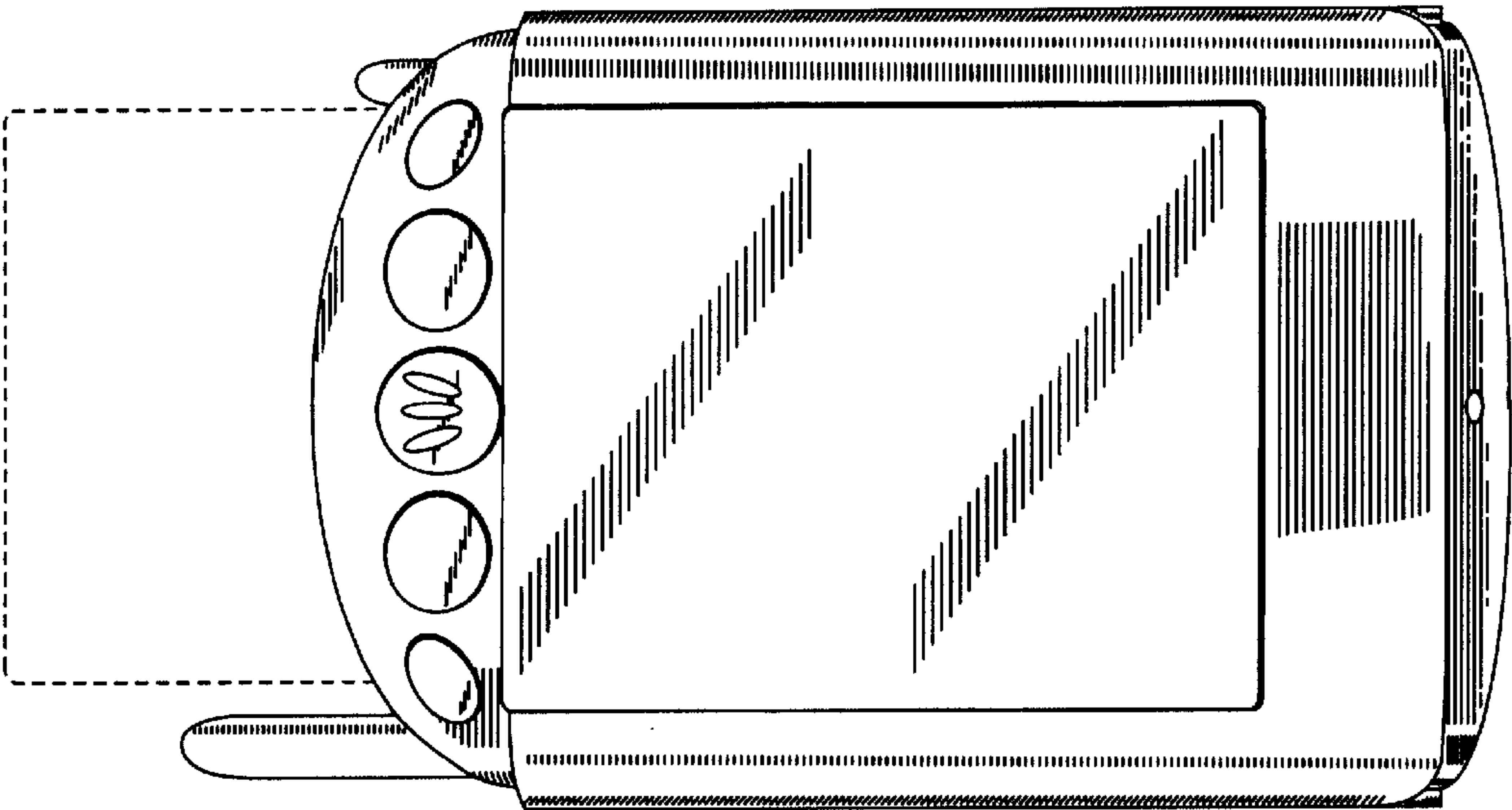


FIG. 6

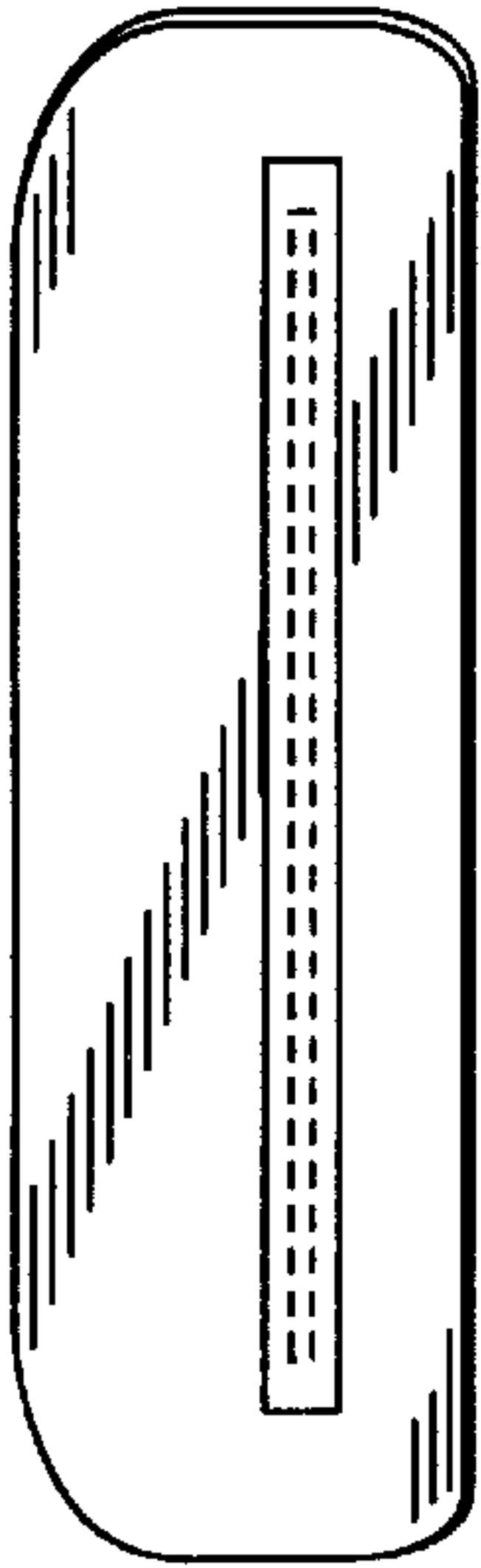


FIG. 7

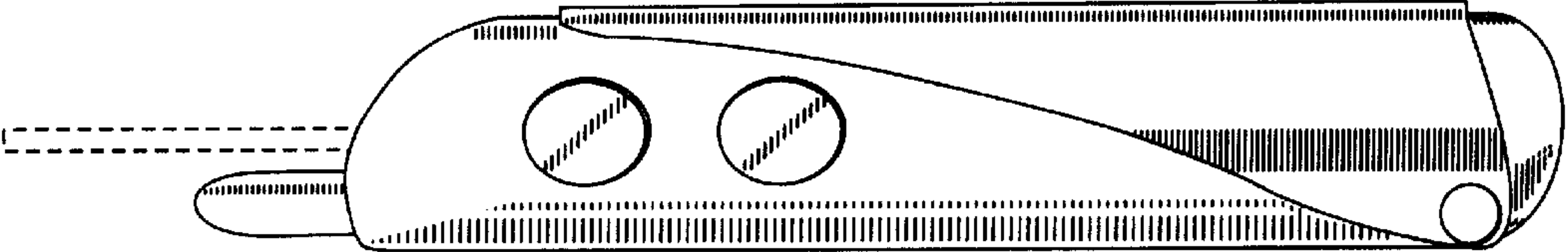


FIG. 5