



US00D463381S

(12) **United States Design Patent**
Westermann

(10) **Patent No.:** **US D463,381 S**

(45) **Date of Patent:** **** Sep. 24, 2002**

(54) **FOOT SWITCH**

(75) **Inventor:** **Karsten Westermann, Sønderborg (DK)**

(73) **Assignee:** **Linak A/S, Nordborg (DK)**

(**) **Term:** **14 Years**

(21) **Appl. No.:** **29/150,267**

(22) **Filed:** **Nov. 19, 2001**

(30) **Foreign Application Priority Data**

May 17, 2001 (DK) MA 2001 00532

(51) **LOC (7) Cl. 13-03**

(52) **U.S. Cl. D13/167**

(58) **Field of Search D13/158, 167, D13/171; D24/179; 200/5 R, 5 A, 61.09, 61.89, 86.5; 74/512; 297/71, 330**

(56) **References Cited**

U.S. PATENT DOCUMENTS

D144,640 S * 5/1946 Stone D13/167
2,872,542 A 2/1959 Thompson
D184,840 S * 4/1959 Voorlas D13/167

D216,697 S * 3/1970 Brooks et al. D24/179
D250,479 S * 12/1978 Babcock D24/179
5,340,953 A 8/1994 Krebs et al.
D379,349 S * 5/1997 Nichols et al. D13/167
5,712,460 A 1/1998 Carr et al.
D421,966 S * 3/2000 Allen et al. D13/174
D440,947 S * 4/2001 Culberson et al. D13/171

* cited by examiner

Primary Examiner—Ted Shooman

Assistant Examiner—Selina Sikder

(74) *Attorney, Agent, or Firm*—Dykema Gossett PLLC

(57) **CLAIM**

An ornamental design for a foot switch, as shown and described.

DESCRIPTION

FIG. 1 is a top perspective view the foot switch according to my design,

FIG. 2 is a top plan view thereof,

FIG. 3 is a bottom plan view thereof,

FIG. 4 is an end elevational view thereof, and,

FIG. 5 is a side elevational view thereof.

1 Claim, 1 Drawing Sheet

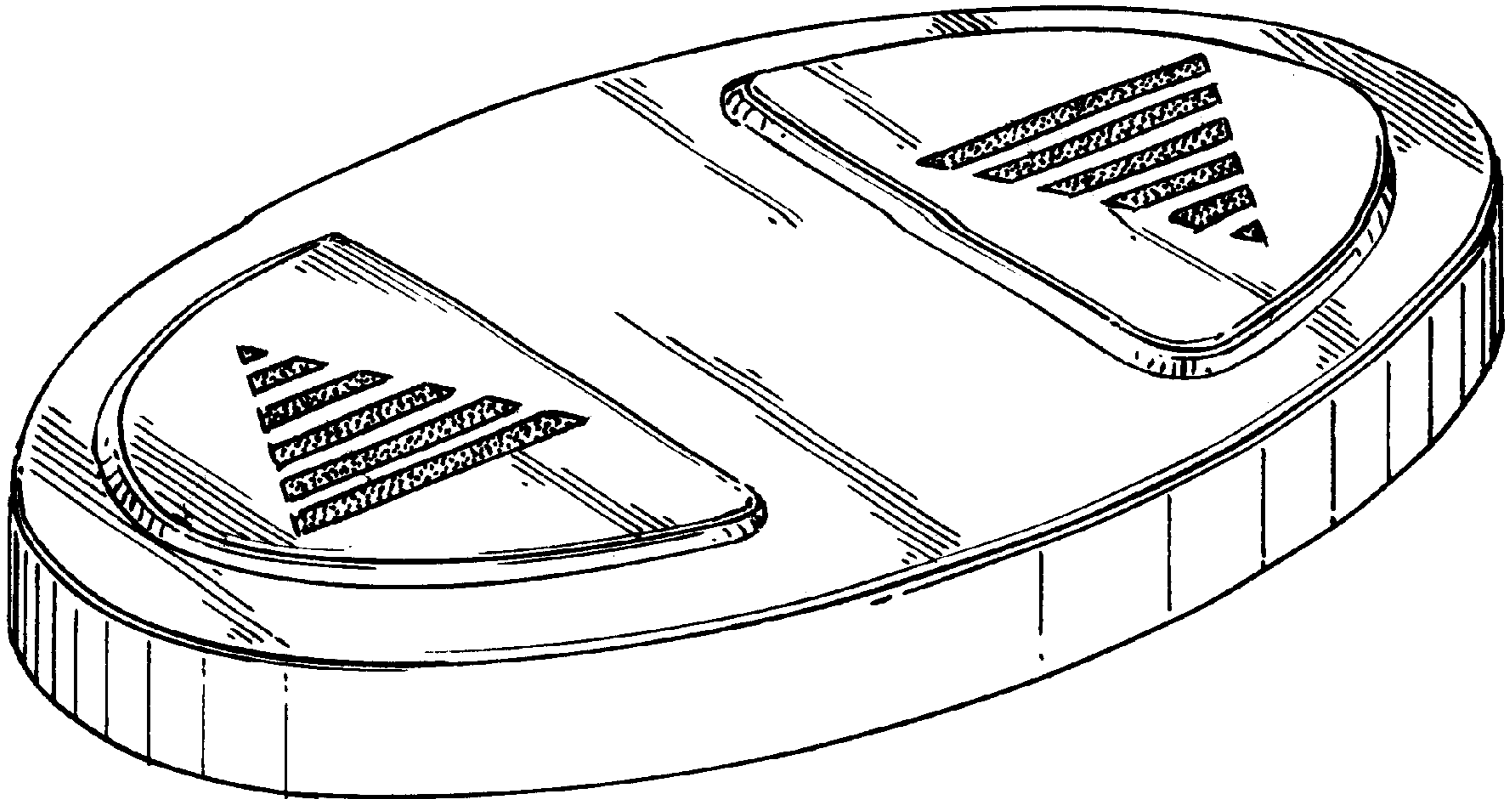


FIG. 1

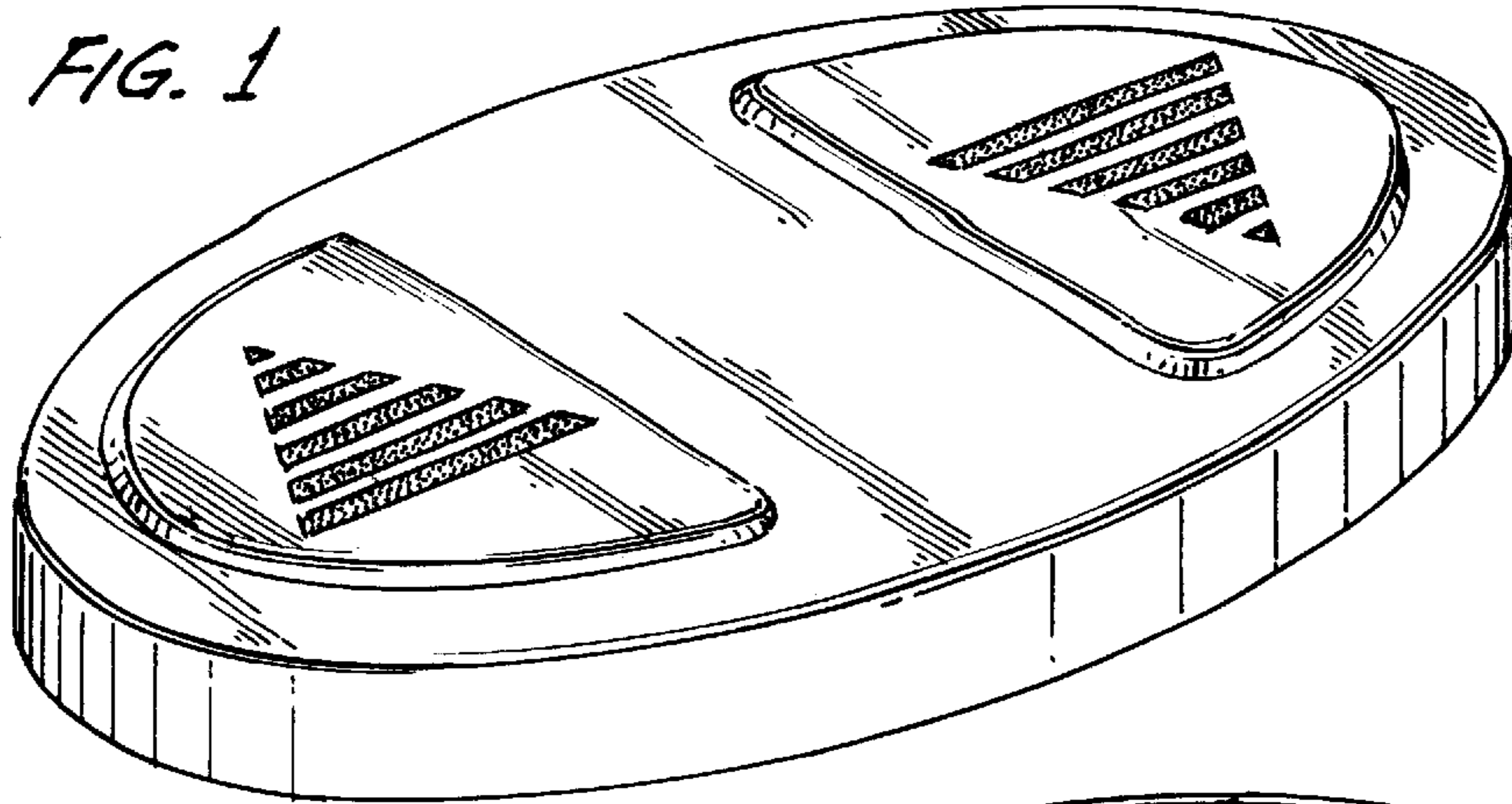


FIG. 2

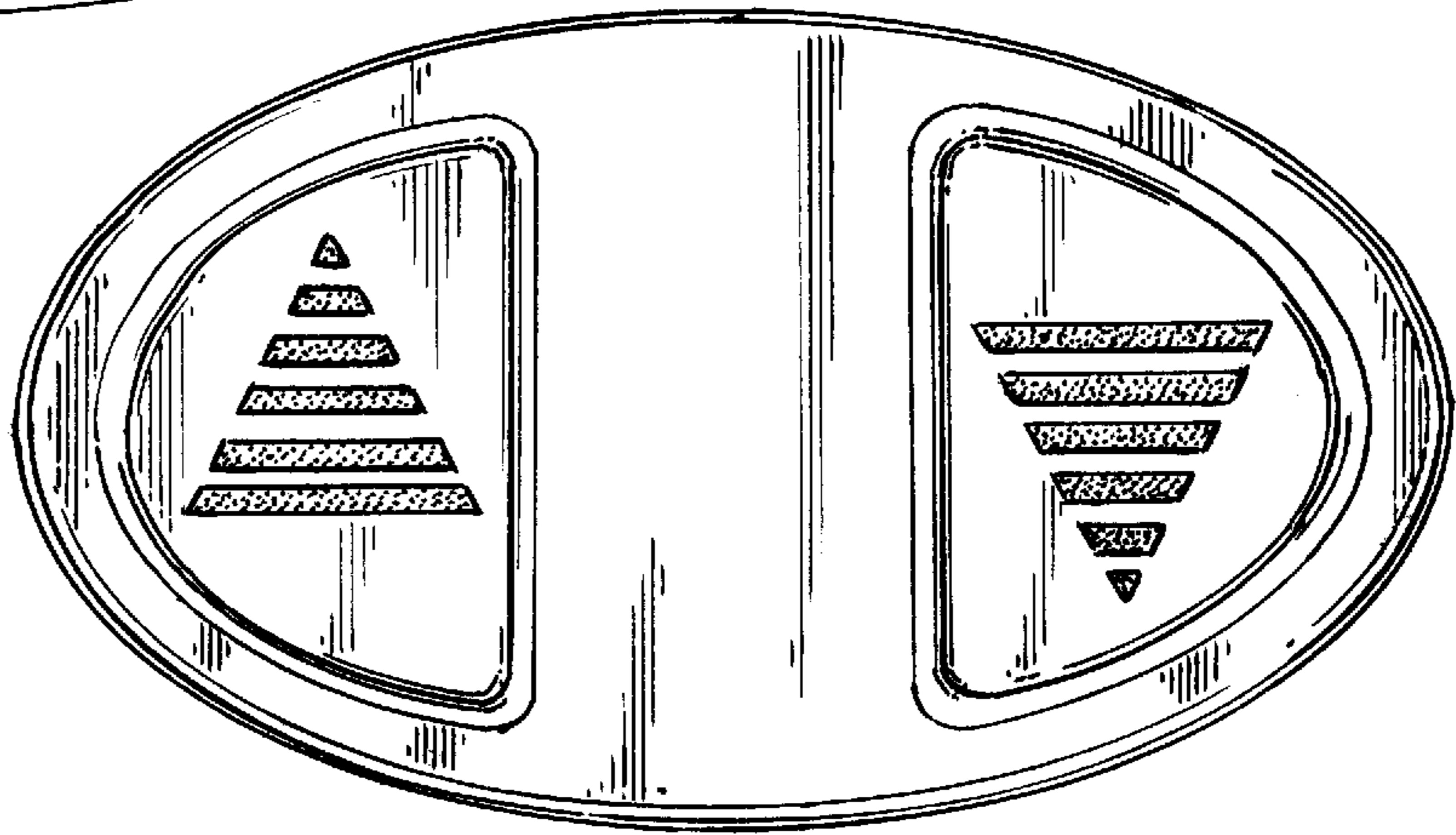


FIG. 3

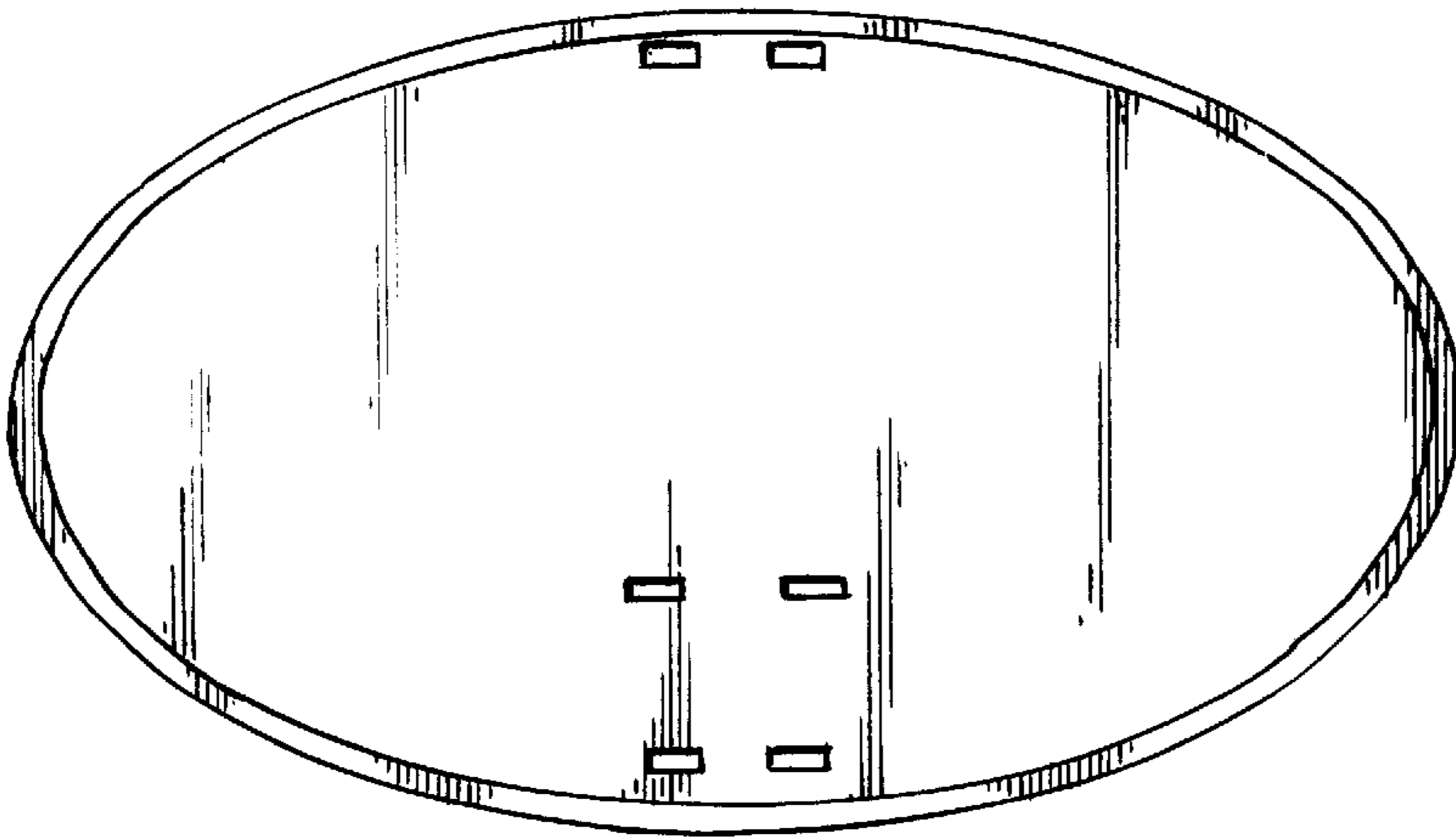


FIG. 4




FIG. 5

