



US00D463343S

(12) **United States Design Patent**  
**Siegert**

(10) **Patent No.:** **US D463,343 S**

(45) **Date of Patent:** **\*\* Sep. 24, 2002**

(54) **SURFACE CONFIGURATION OF THE INTERIOR OF A DOOR FOR A VEHICLE**

D415,461 S \* 10/1999 Sacco et al. .... D12/195  
D433,978 S \* 11/2000 Tsay ..... D12/195  
D435,003 S \* 12/2000 Tsay ..... D12/195

(75) Inventor: **Franz-Josef Siegert**, Herrenberg (DE)

\* cited by examiner

(73) Assignee: **Dr. Ing. h.c.F. Porsche Aktiengesellschaft**, Stuttgart (DE)

*Primary Examiner*—Stacia Cadmus

(74) *Attorney, Agent, or Firm*—Crowell & Moring LLP

(\*\*) Term: **14 Years**

(57) **CLAIM**

(21) Appl. No.: **29/151,806**

The ornamental design for a surface configuration of the interior of a door for a vehicle, as shown and described.

(22) Filed: **Dec. 12, 2001**

**DESCRIPTION**

(30) **Foreign Application Priority Data**

Jun. 12, 2001 (DE) ..... 4 01 05 156

(51) **LOC (7) Cl.** ..... **12-16**

(52) **U.S. Cl.** ..... **D12/195**

(58) **Field of Search** ..... D12/195, 190;  
49/501, 502; 296/37.1, 37.13, 149, 153,  
146.1

FIG. 1 is a front view of a first embodiment of a surface configuration of the interior of a door for a vehicle according to my novel design;

FIG. 2 is a perspective view of the first embodiment of the surface configuration of the interior of a door for a vehicle according to my novel design;

FIG. 3 is a front view of a second embodiment of the surface configuration of the interior of a door for a vehicle according to my novel design; and,

FIG. 4 is a perspective view of the second embodiment of the surface configuration of the interior of a door for a vehicle according to my novel design.

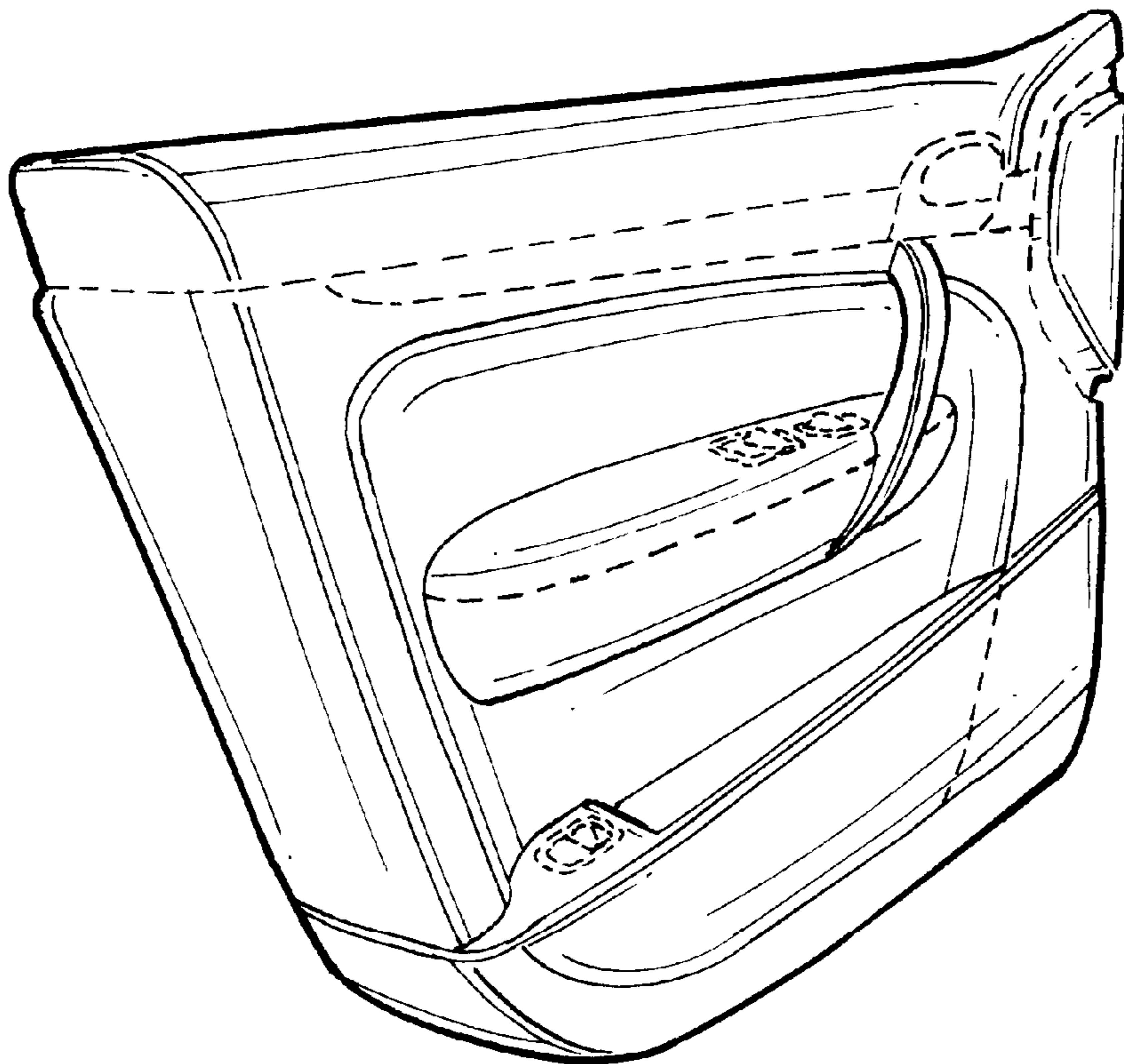
The dash lines included in the drawings depict environment and are not part of the claimed design.

(56) **References Cited**

**U.S. PATENT DOCUMENTS**

D382,528 S \* 8/1997 Hellhake et al. .... D12/195  
D387,024 S \* 12/1997 Hellhake et al. .... D12/195  
D409,965 S \* 5/1999 Mueller et al. .... D12/195  
D411,157 S \* 6/1999 Sacco et al. .... D12/195

**1 Claim, 2 Drawing Sheets**



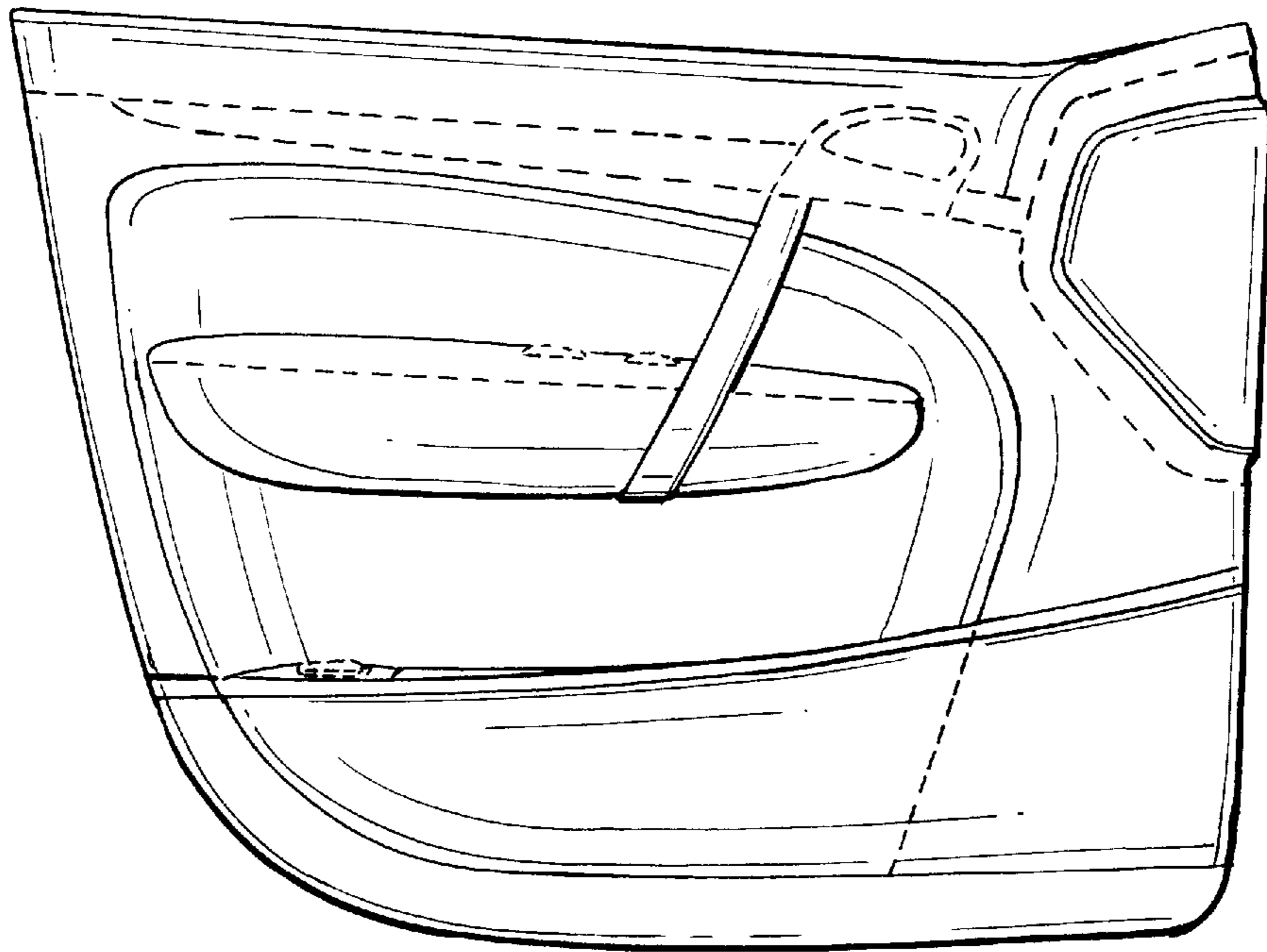


FIG. 1

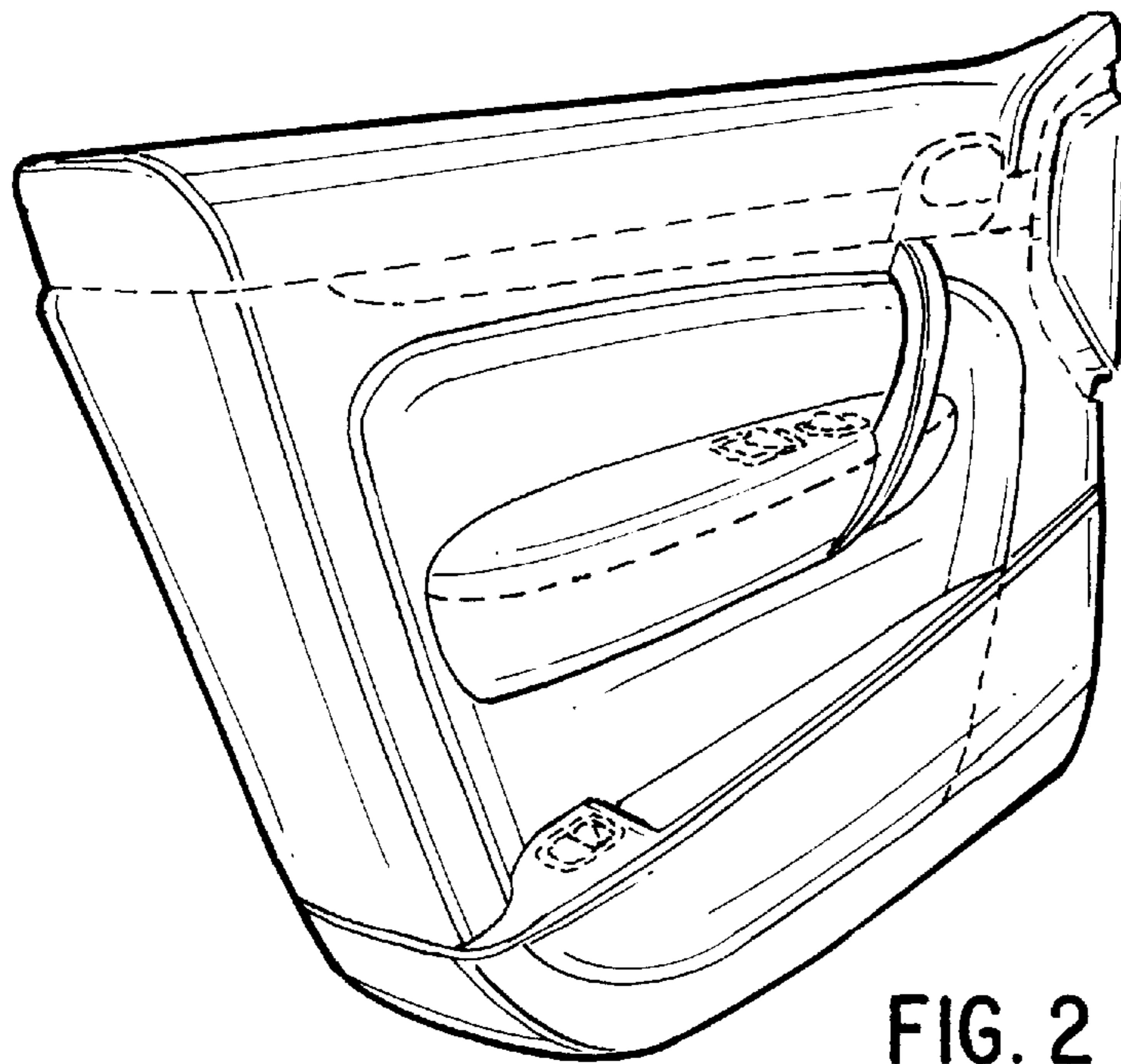


FIG. 2

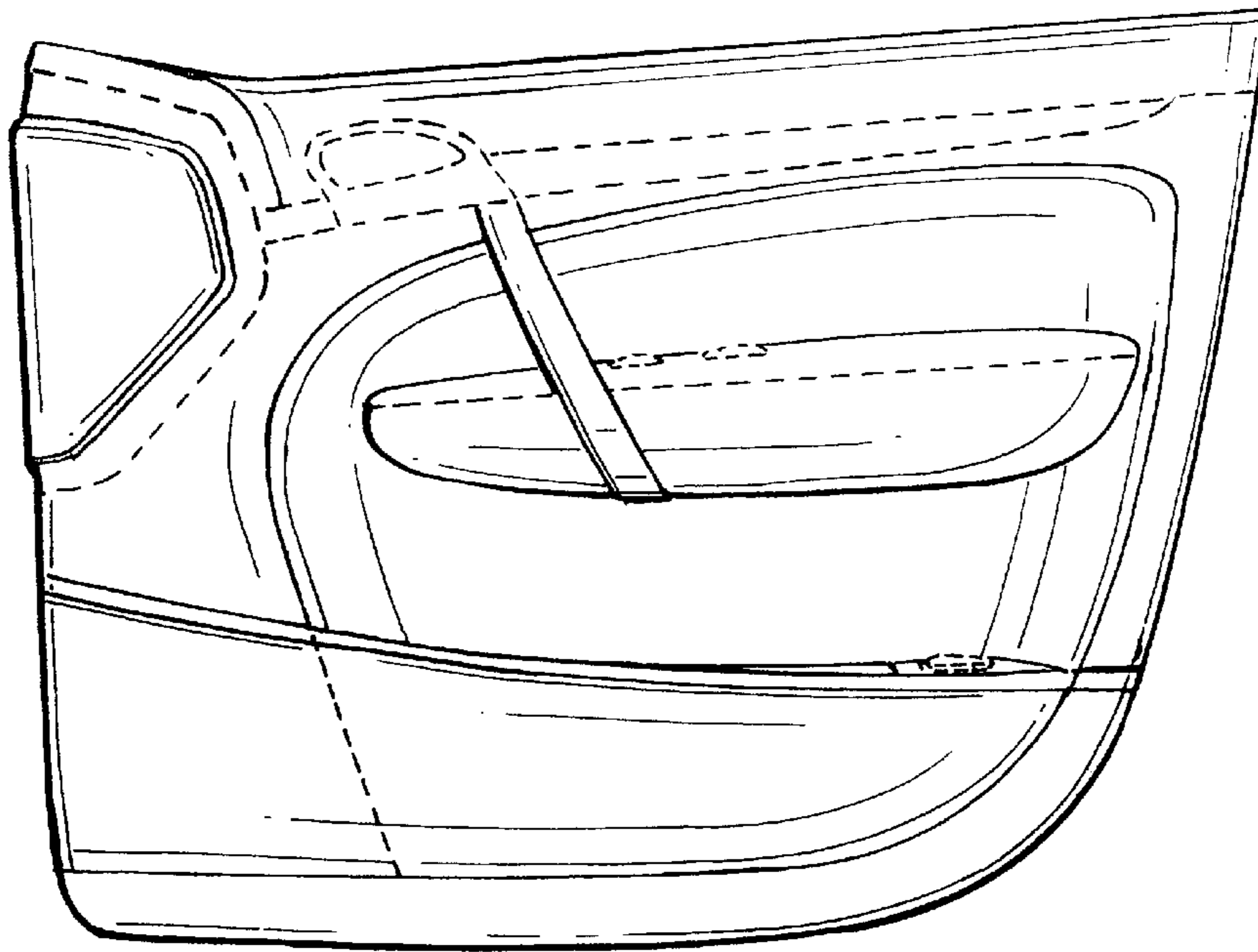


FIG. 3

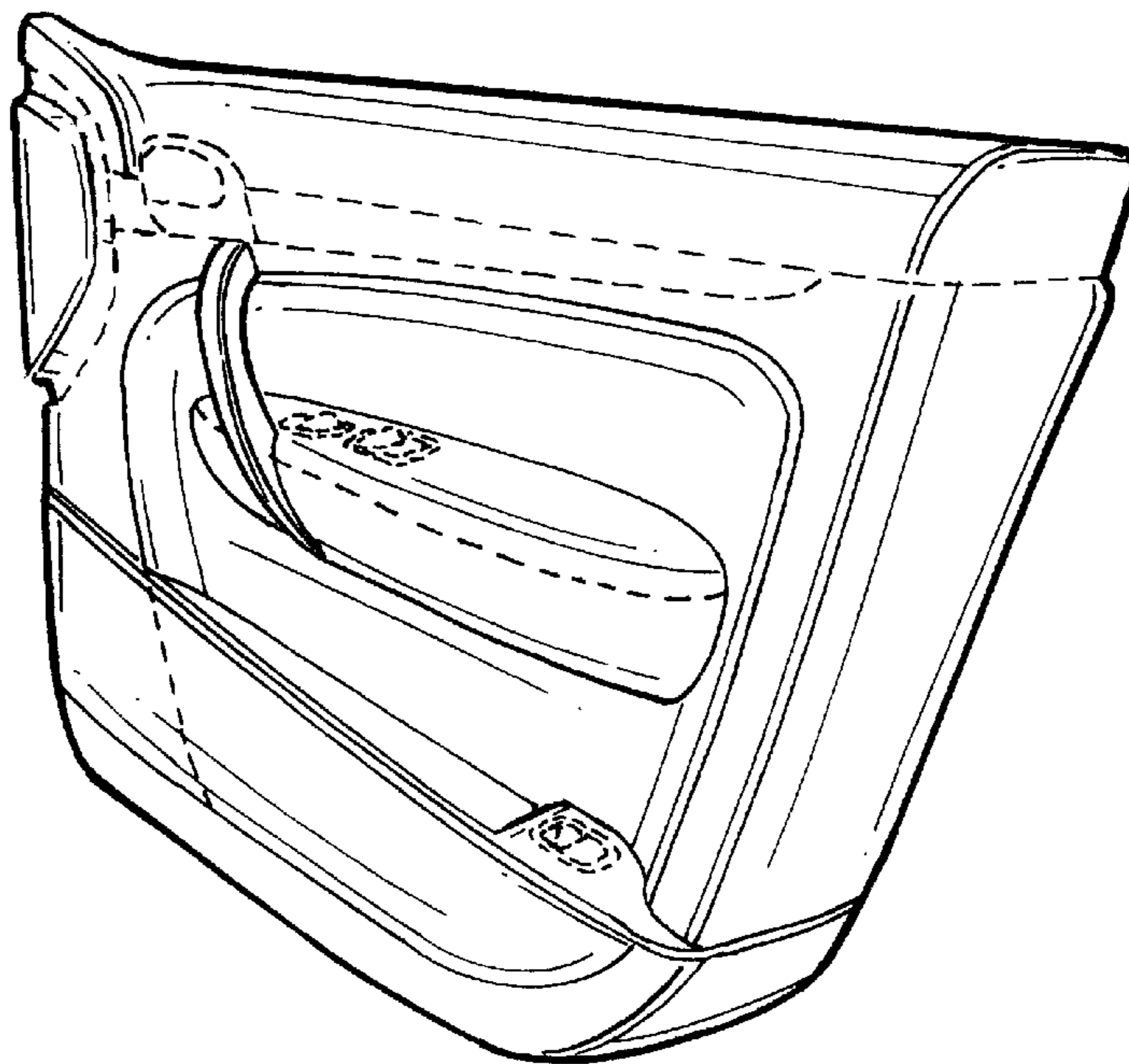


FIG. 4