



US00D463335S

(12) **United States Design Patent**
Hoyle, Jr.

(10) **Patent No.:** **US D463,335 S**

(45) **Date of Patent:** **** Sep. 24, 2002**

(54) **VEHICLE COWL WITH RAM AIR INSERTS**

(75) **Inventor:** **Frederick L. Hoyle, Jr.**, Pickerington, OH (US)

(73) **Assignee:** **Reflexion Automotive Products, LLP**, Memphis, TN (US)

(**) **Term:** **14 Years**

(21) **Appl. No.:** **29/150,276**

(22) **Filed:** **Nov. 20, 2001**

(51) **LOC (7) Cl.** **12-16**

(52) **U.S. Cl.** **D12/173**

(58) **Field of Search** D12/173, 90-92;
180/69.21, 69.22, 69.25, 69.2

(56) **References Cited**

U.S. PATENT DOCUMENTS

5,136,276 A	8/1992	Wayne	
D342,709 S	12/1993	Cervini	
D386,457 S	11/1997	Wittine	
D391,909 S	3/1998	Wittine	
D403,272 S	* 12/1998	Cadotte et al. D12/173
D416,524 S	11/1999	Gabath	
D418,465 S	1/2000	Alfes	
D427,122 S	6/2000	Hoyle, Jr.	
D427,123 S	6/2000	Hoyle, Jr.	

D430,084 S	8/2000	Hoyle, Jr.
D430,085 S	8/2000	Hoyle, Jr.
D433,359 S	11/2000	Hoyle, Jr.
D446,175 S	8/2001	Hoyle, Jr.

* cited by examiner

Primary Examiner—Melody N. Brown

(74) *Attorney, Agent, or Firm*—Jacobson Holman, PLLC

(57) **CLAIM**

The ornamental design for a vehicle cowl with ram air inserts, as shown and described.

DESCRIPTION

FIG. 1 is a perspective view of a vehicle cowl with ram air inserts showing my new design;

FIG. 2 is a top plan view of the vehicle cowl with ram air inserts of FIG. 1;

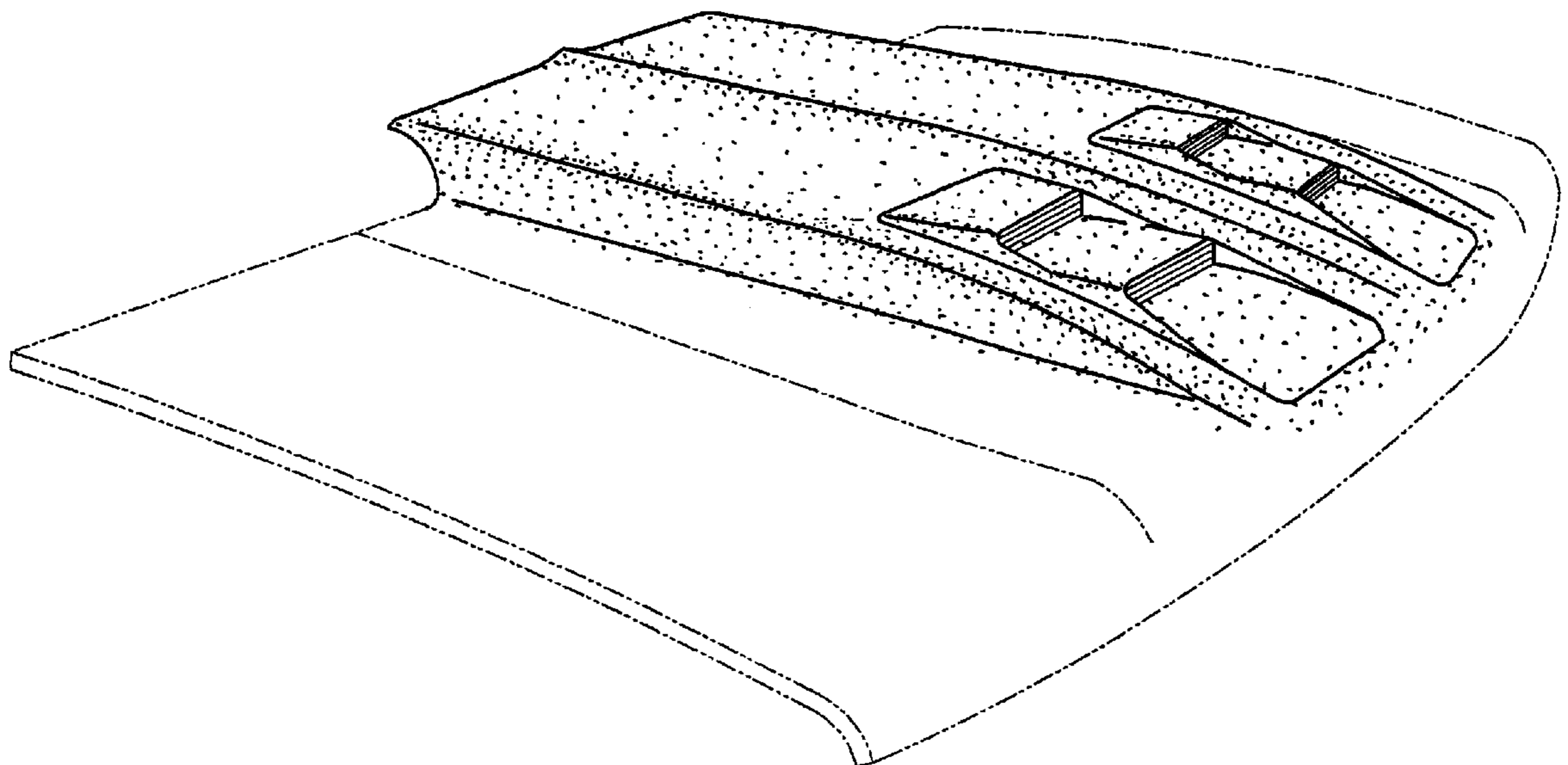
FIG. 3 is a right side elevational view of the vehicle cowl with ram air inserts of FIG. 1, the left side elevational view being a mirror image thereof;

FIG. 4 is a front elevational view of the vehicle cowl with ram air inserts of FIG. 1; and,

FIG. 5 is a rear elevational view of the vehicle cowl with ram air inserts of FIG. 1.

The broken line showing in the Figures is environmental only and forms no part of the claimed design.

1 Claim, 2 Drawing Sheets



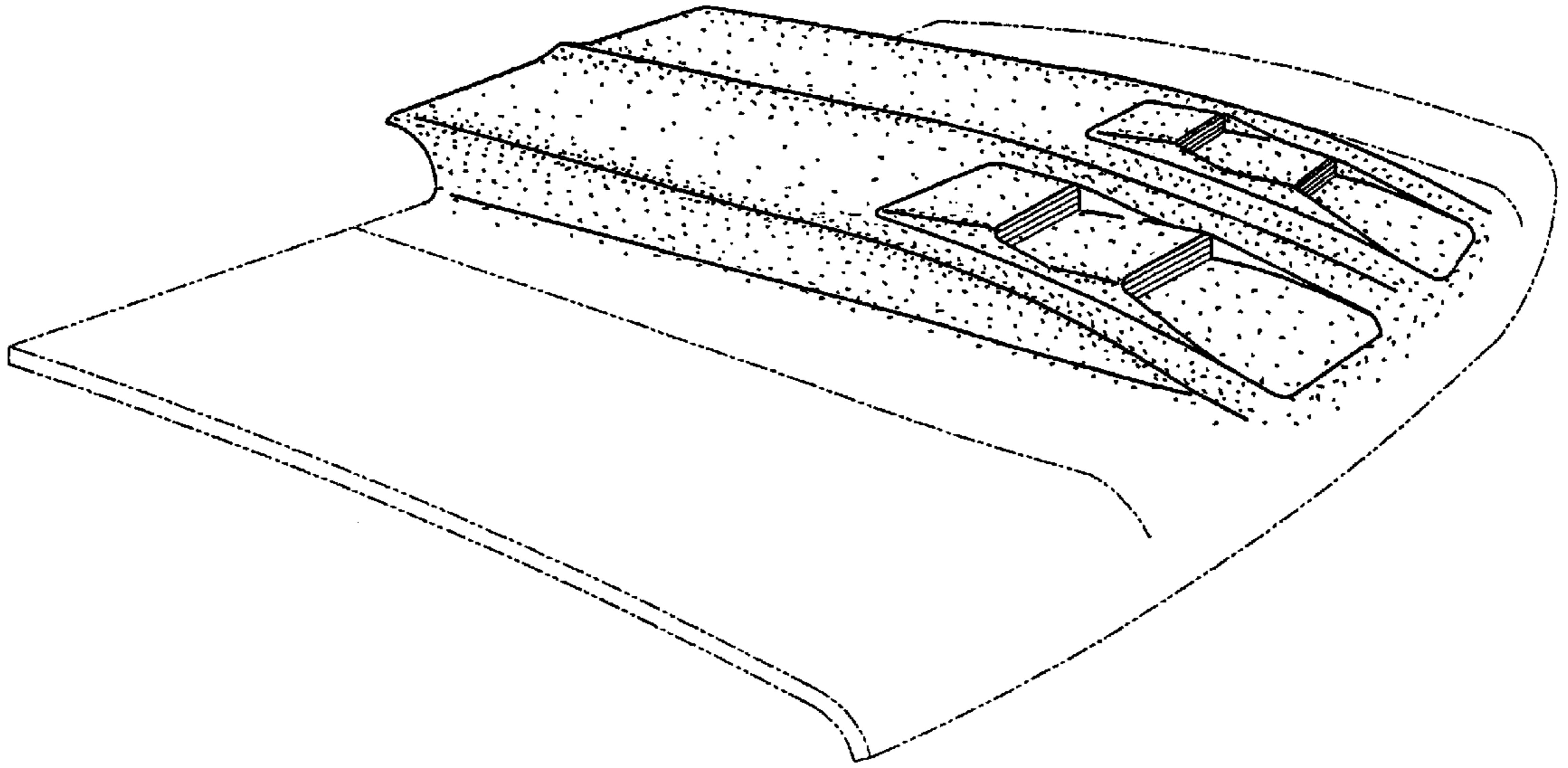


FIG. 1

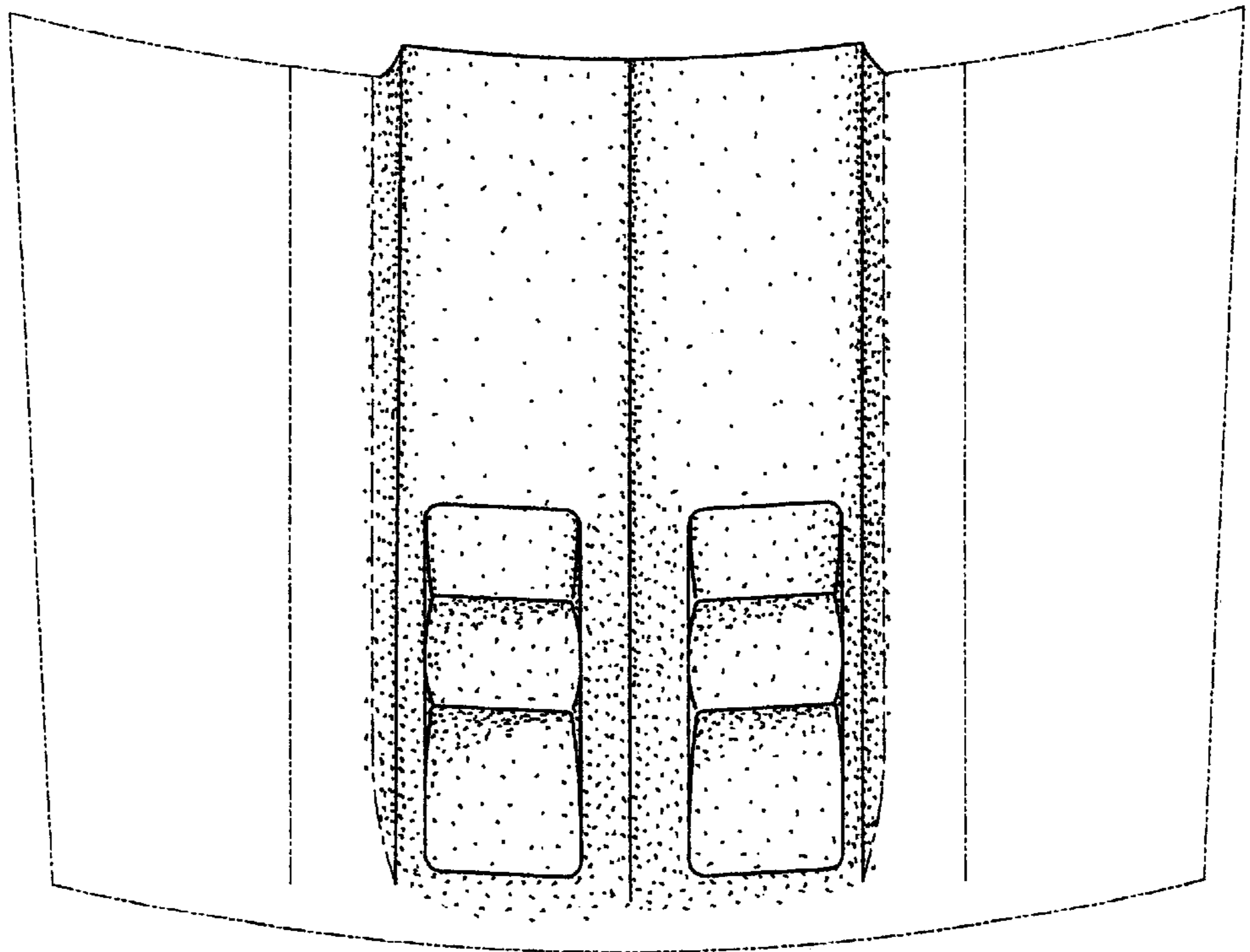


FIG. 2




FIG. 3

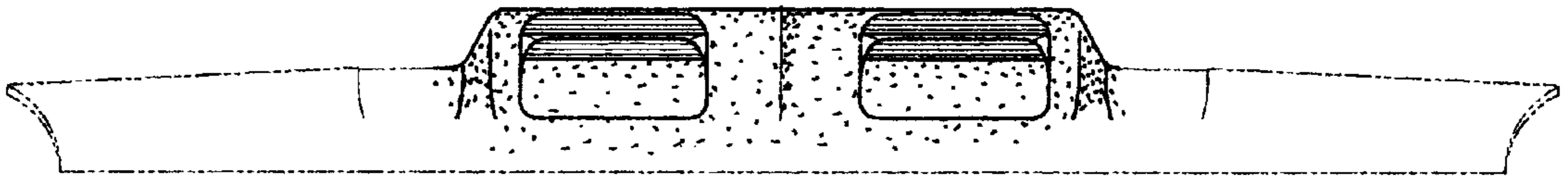


FIG. 4

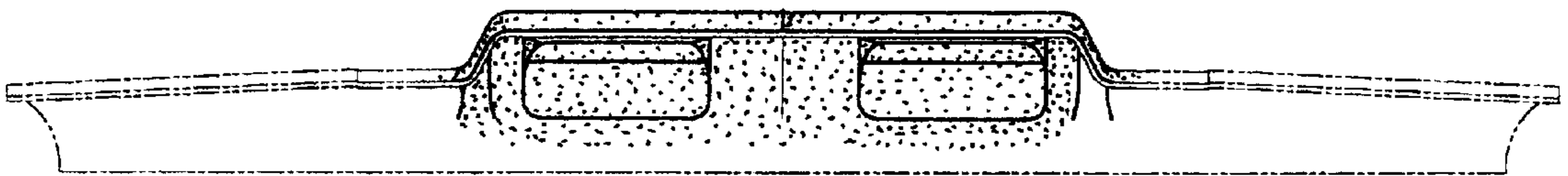


FIG. 5