



US00D463323S

(12) **United States Design Patent**  
**Rose**

(10) **Patent No.:** **US D463,323 S**

(45) **Date of Patent:** **\*\* Sep. 24, 2002**

(54) **AERATING BASE**

(76) **Inventor:** **Andrew D. Rose**, 8813 E. Charter Oak Dr., Scottsdale, AZ (US) 85260

(\*\*) **Term:** **14 Years**

(21) **Appl. No.:** **29/140,169**

(22) **Filed:** **Apr. 12, 2001**

(51) **LOC (7) Cl.** ..... **11-02**

(52) **U.S. Cl.** ..... **D11/152**

(58) **Field of Search** ..... D11/143, 144,  
D11/145, 147, 148, 152, 153, 154; 47/39,  
41.01, 41.11, 41.12, 41.13, 65.5, 65.6, 66.2,  
66.5, 66.6, 67, 68, 69, 70, 71, 79, 81; 206/423;  
248/27.8

(56) **References Cited**

**U.S. PATENT DOCUMENTS**

603,492	A	*	5/1898	Waterer	.....	47/65.6
611,523	A		9/1898	Springer		
2,484,909	A		10/1949	Ritter		
2,486,932	A	*	11/1949	Elliott	.....	47/41.13
2,818,681	A	*	1/1958	Coplen	.....	47/41.12
2,834,153	A	*	5/1958	Fearn	.....	47/66.2
3,284,039	A	*	11/1966	Brunner	.....	47/41.13
4,027,429	A		6/1977	Georgi		
4,077,159	A		3/1978	Haglund		
4,165,835	A	*	8/1979	Dearling	.....	47/41.01
4,173,097	A		11/1979	Staby		
D255,555	S		6/1980	Smith		

4,860,491	A		8/1989	Panuski		
4,962,613	A		10/1990	Nalbandian		
5,099,609	A		3/1992	Yamauchi		
5,209,013	A		5/1993	Sellers		
D340,674	S	*	10/1993	Carlson	.....	D11/152
D352,479	S		11/1994	Carlson		
D352,480	S		11/1994	Carlson		
D382,512	S		8/1997	Hulsebus		
6,182,394	B1	*	2/2001	Bassler	.....	47/65.5

\* cited by examiner

*Primary Examiner*—Doris V. Coles

*Assistant Examiner*—Mimosa De

(74) *Attorney, Agent, or Firm*—Franklin Gubernick

(57) **CLAIM**

The ornamental design for an aerating base, as shown.

**DESCRIPTION**

FIG. 1 is a top plan view of an aerating base in accordance with my invention;

FIG. 2 is a front elevational view thereof;

FIG. 3 is a perspective view thereof;

FIG. 4 is a bottom view thereof;

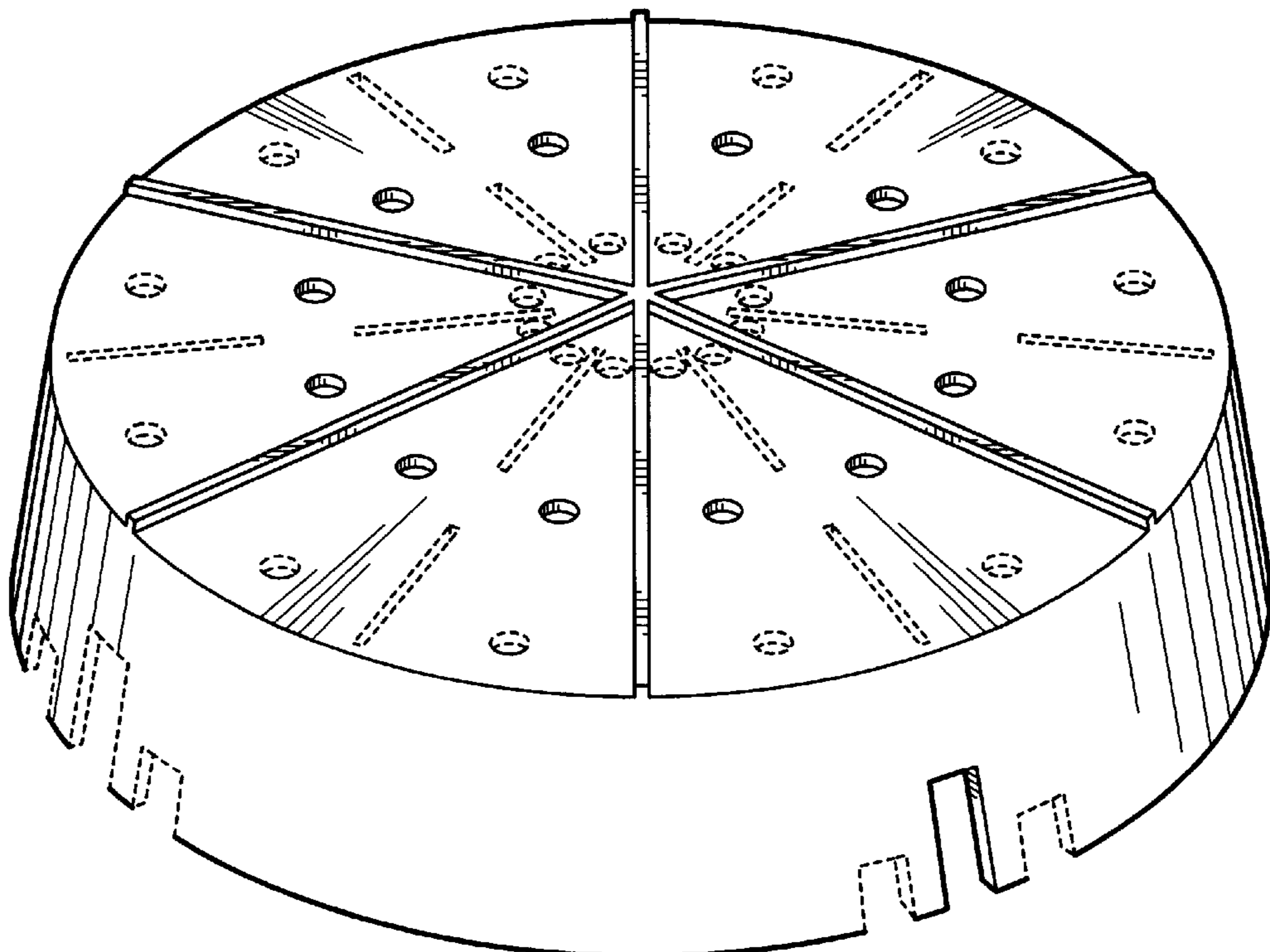
FIG. 5 is a rear elevational view thereof;

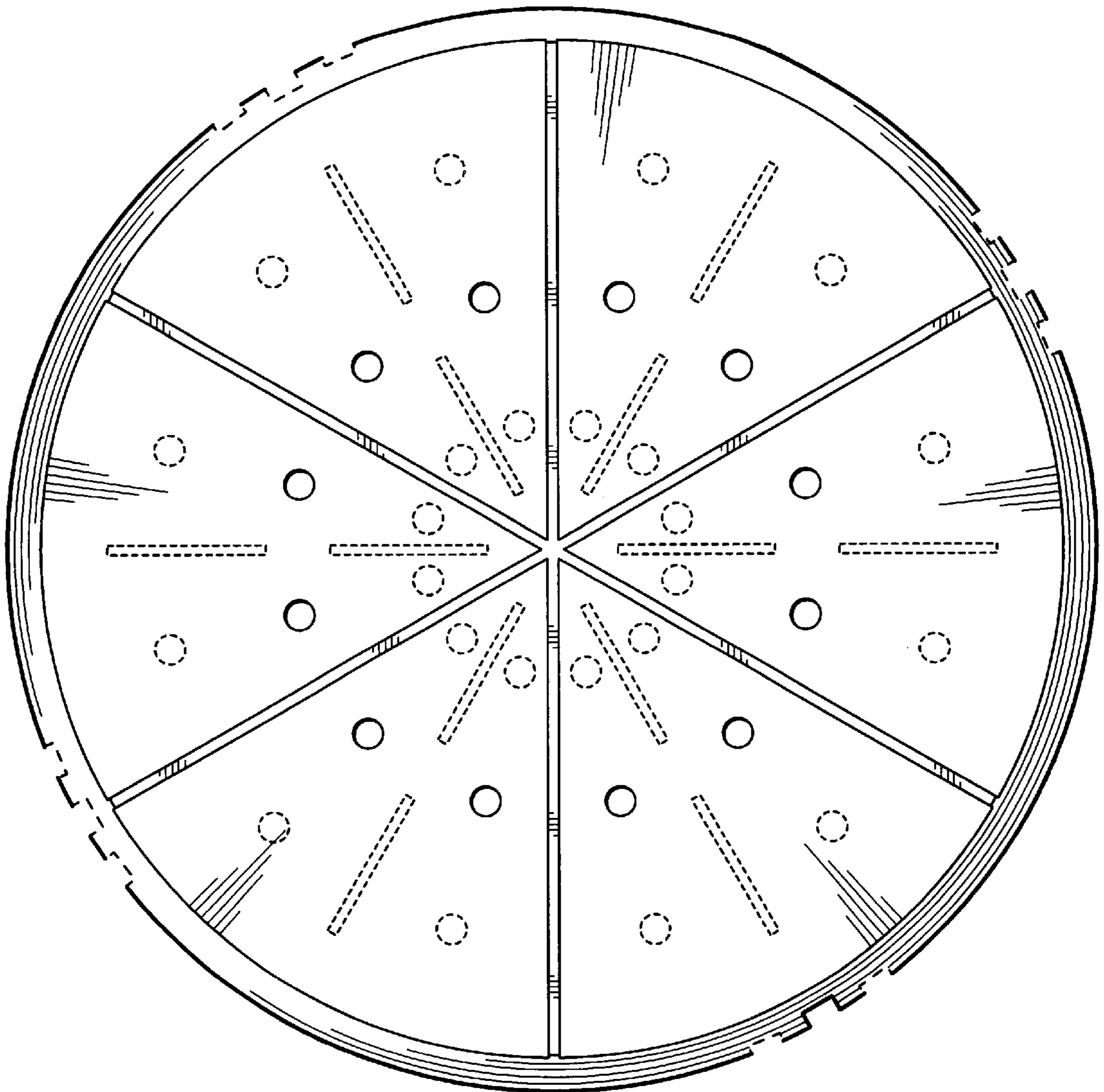
FIG. 6 is a right side elevational view thereof; and,

FIG. 7 is a left side elevational view thereof.

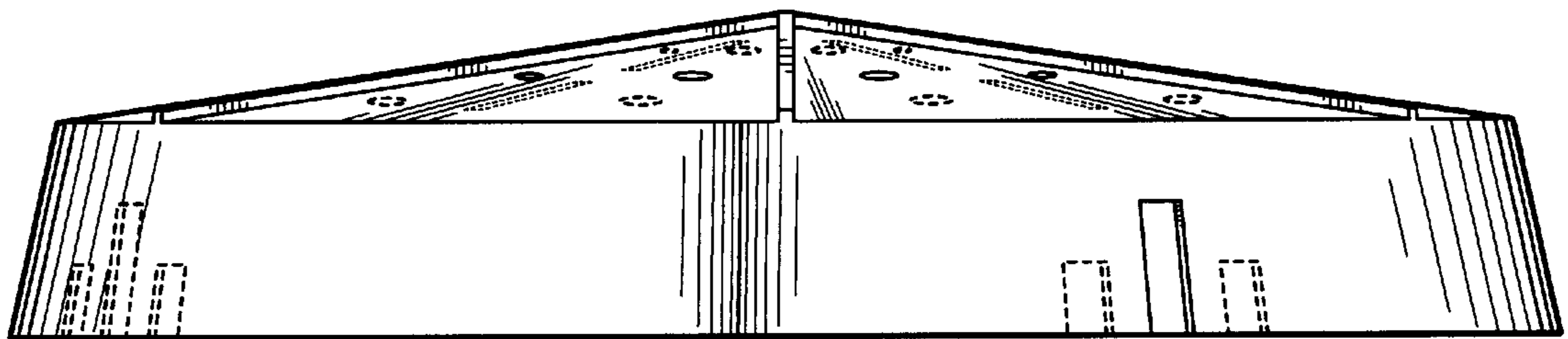
The structure indicated in the drawing figures by broken lines is not part of the design sought to be patented in this application.

**1 Claim, 4 Drawing Sheets**

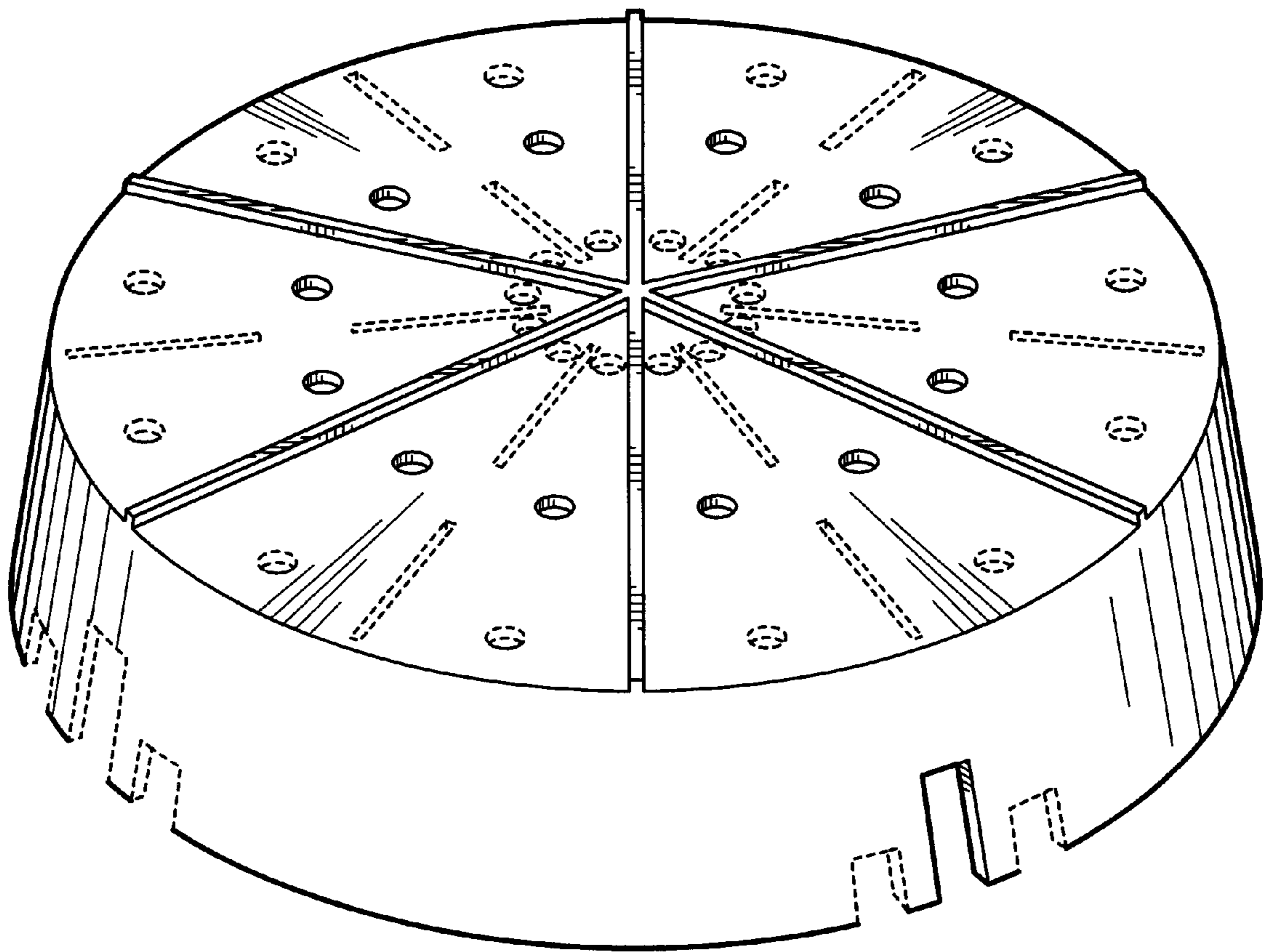




**FIG. 1**

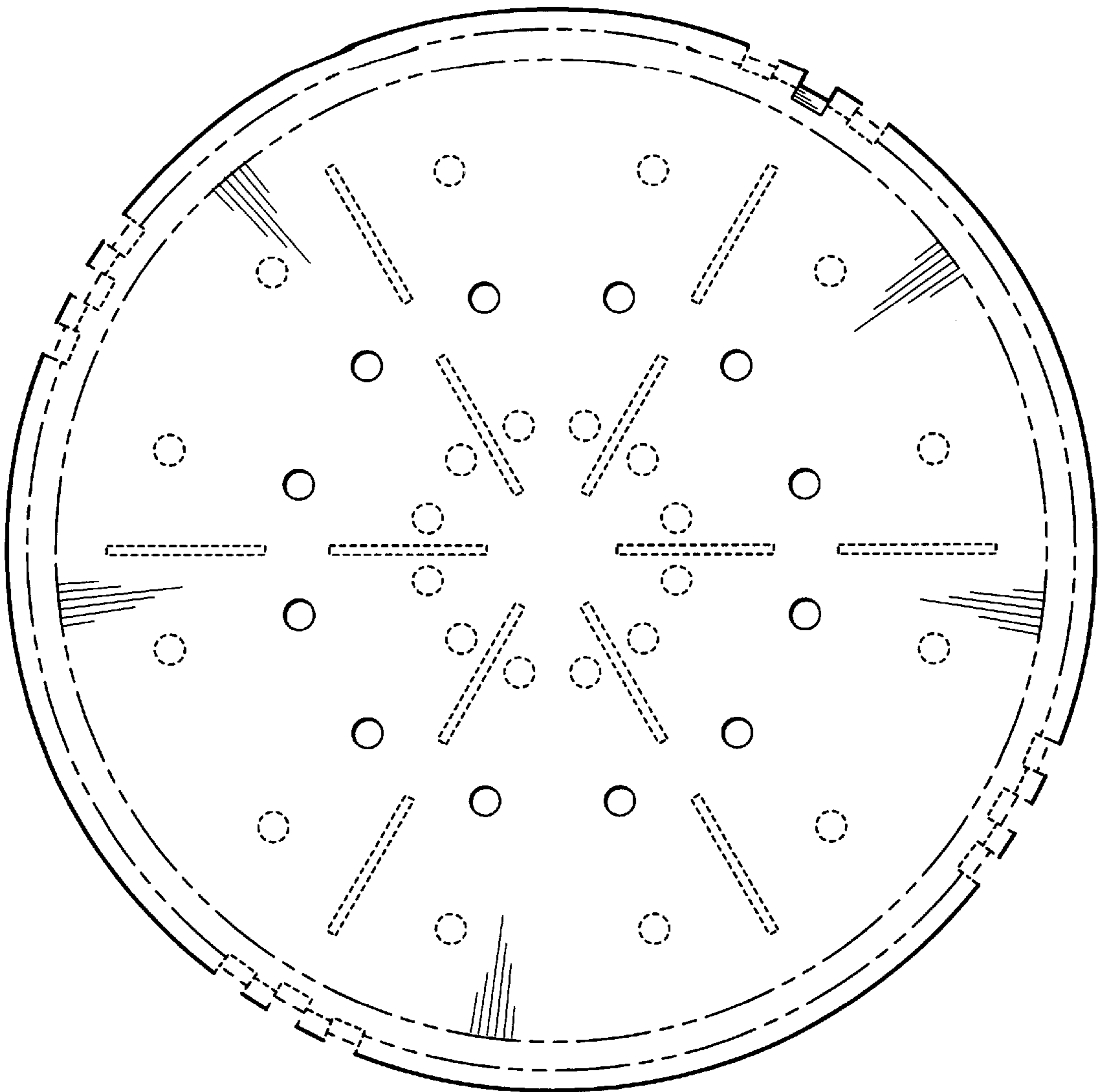


**FIG. 2**

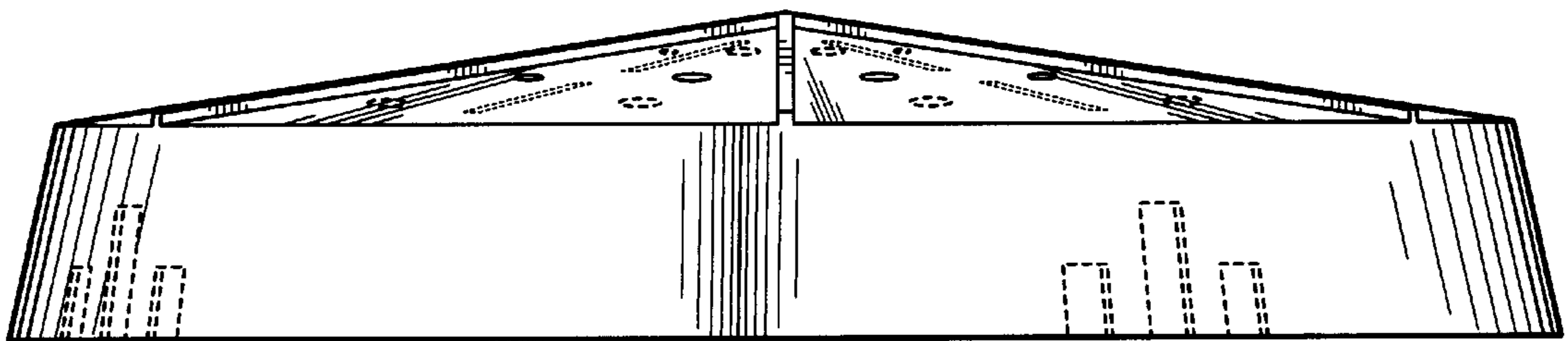


**FIG. 3**

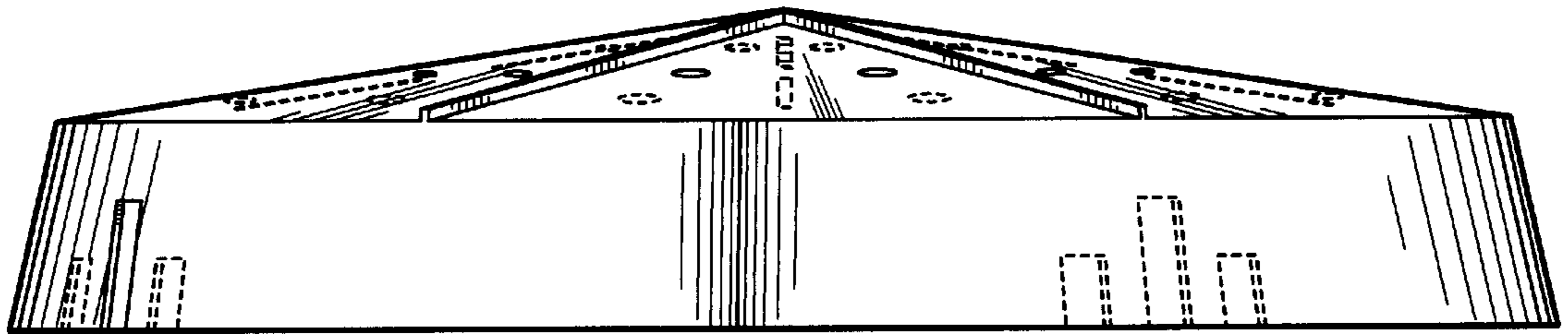




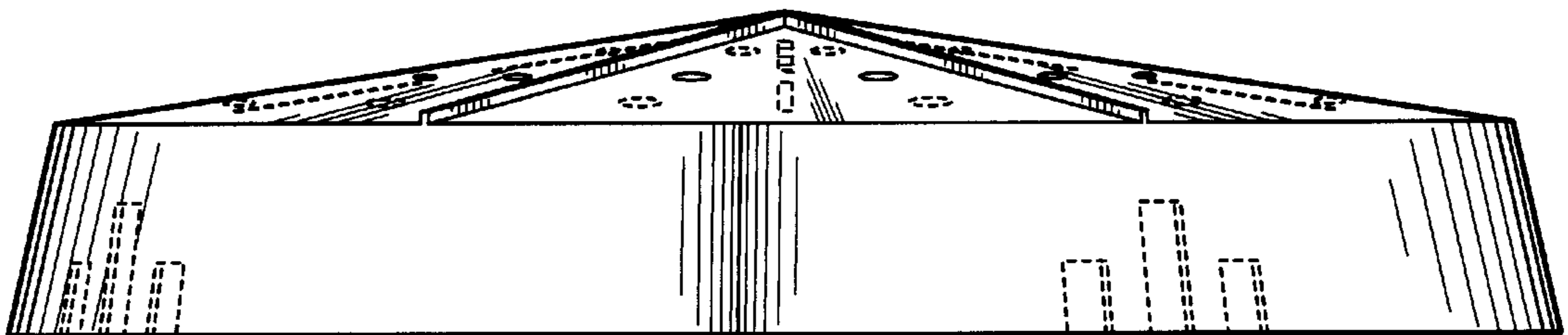
**FIG. 4**



**FIG. 5**



**FIG. 6**



**FIG. 7**