



US00D463321S

(12) **United States Design Patent**  
**Remke**

(10) **Patent No.:** **US D463,321 S**

(45) **Date of Patent:** **\*\* Sep. 24, 2002**

(54) **PLANT SKIRT**

(76) **Inventor:** **Laurel A. Remke**, 10365 Kenilworth Ave., Algonquin, IL (US) 60102

(\*\*) **Term:** **14 Years**

(21) **Appl. No.:** **29/145,507**

(22) **Filed:** **Jul. 24, 2001**

(51) **LOC (7) Cl.** ..... **11-02**

(52) **U.S. Cl.** ..... **D11/149**

(58) **Field of Search** ..... D11/143, 144, D11/149, 152, 153, 154, 164; 47/41.01, 65.5, 65.7, 65.8, 72; 248/27.8; 206/423

(56) **References Cited**

**U.S. PATENT DOCUMENTS**

D38,792 S	*	9/1907	Grever	.....	D11/149
1,868,853 A	*	7/1932	Sievers	.....	47/72
2,209,778 A	*	7/1940	Krasowski	.....	47/72
4,216,620 A	*	8/1980	Weder et al.	.....	47/72
D320,765 S	*	10/1991	Sypien	.....	D11/164
D370,186 S	*	5/1996	Barry	.....	D11/149
D397,639 S	*	9/1998	Shea	.....	D11/164

\* cited by examiner

*Primary Examiner*—Doris V. Coles

*Assistant Examiner*—Mimosa De

(74) *Attorney, Agent, or Firm*—Lloyd L. Zickert

(57) **CLAIM**

The ornamental design for a plant skirt, as shown and described.

**DESCRIPTION**

FIG. 1 is a three-quarter front perspective view of a plant skirt showing my new design;  
 FIG. 2 is a top plan view of the plant skirt shown in FIG. 1;  
 FIG. 3 is a bottom plan view of the plant skirt shown in FIG. 1;  
 FIG. 4 is a front elevational view of the plant skirt shown in FIG. 1;  
 FIG. 5 is a rear elevational view of the plant skirt shown in FIG. 1;  
 FIG. 6 is a side elevational view of the plant skirt shown in FIG. 1;  
 FIG. 7 is a side elevational view of the plant skirt shown in FIG. 1 taken from the opposite side of the view in FIG. 6; and,  
 FIG. 8 is a perspective view of the plant skirt illustrating another use of the skirt when associated with a pot.  
 The broken lines in FIGS. 1 and 8 representing a plant, and the broken lines in FIGS. 2 and 3 representing a pot are for illustrative purposes only.

**1 Claim, 5 Drawing Sheets**

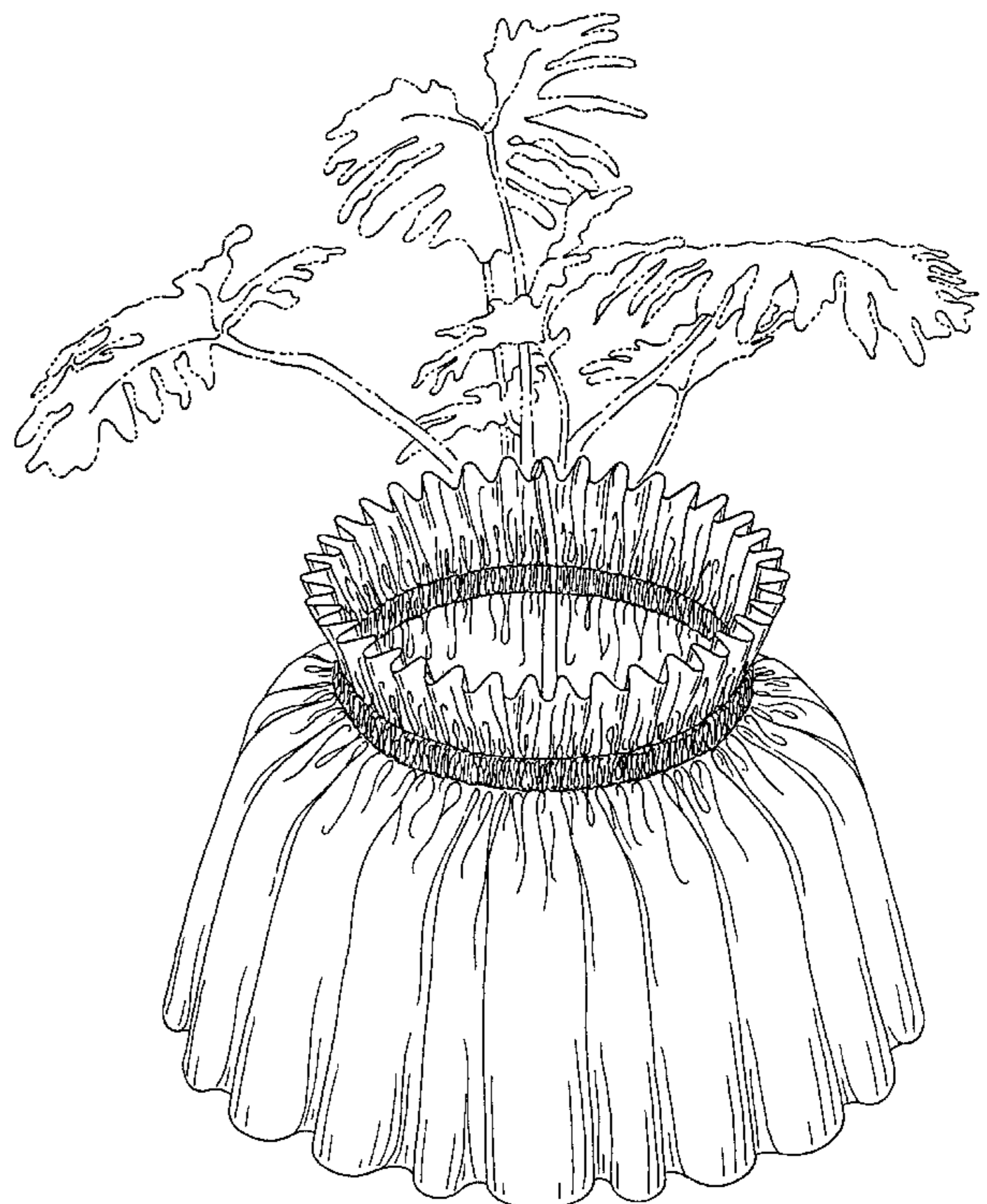



FIG. 1




FIG. 2



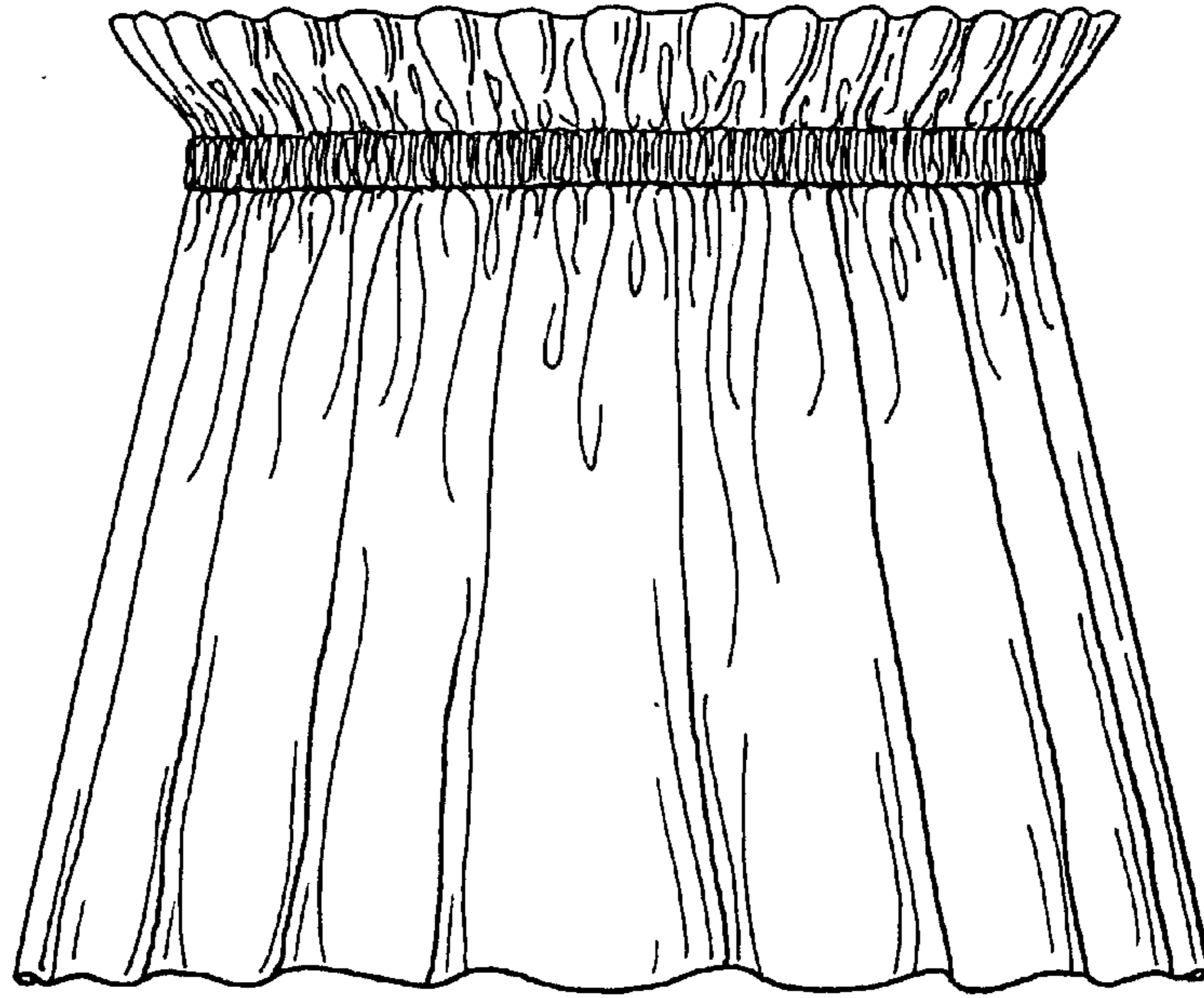


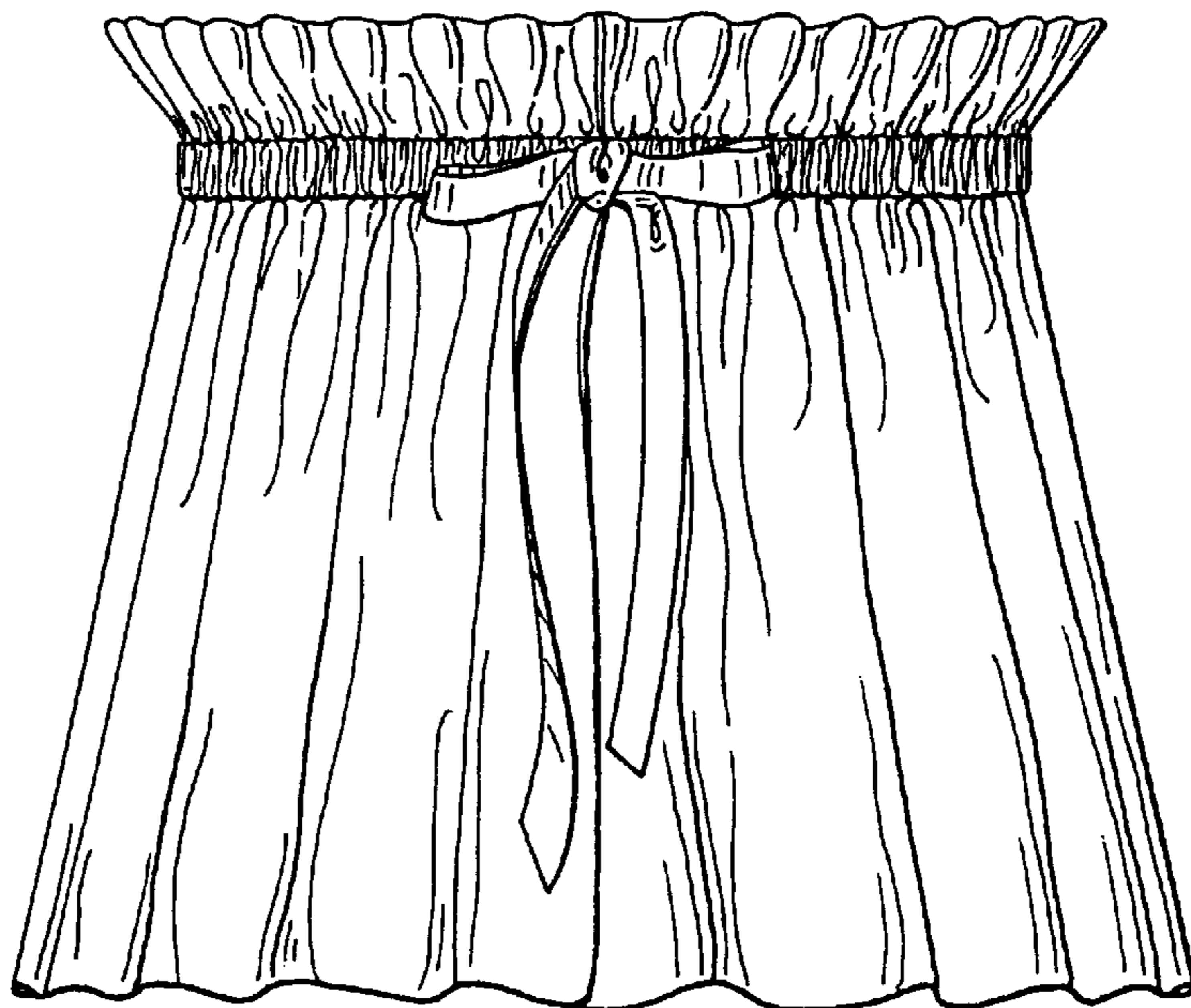
FIG. 3



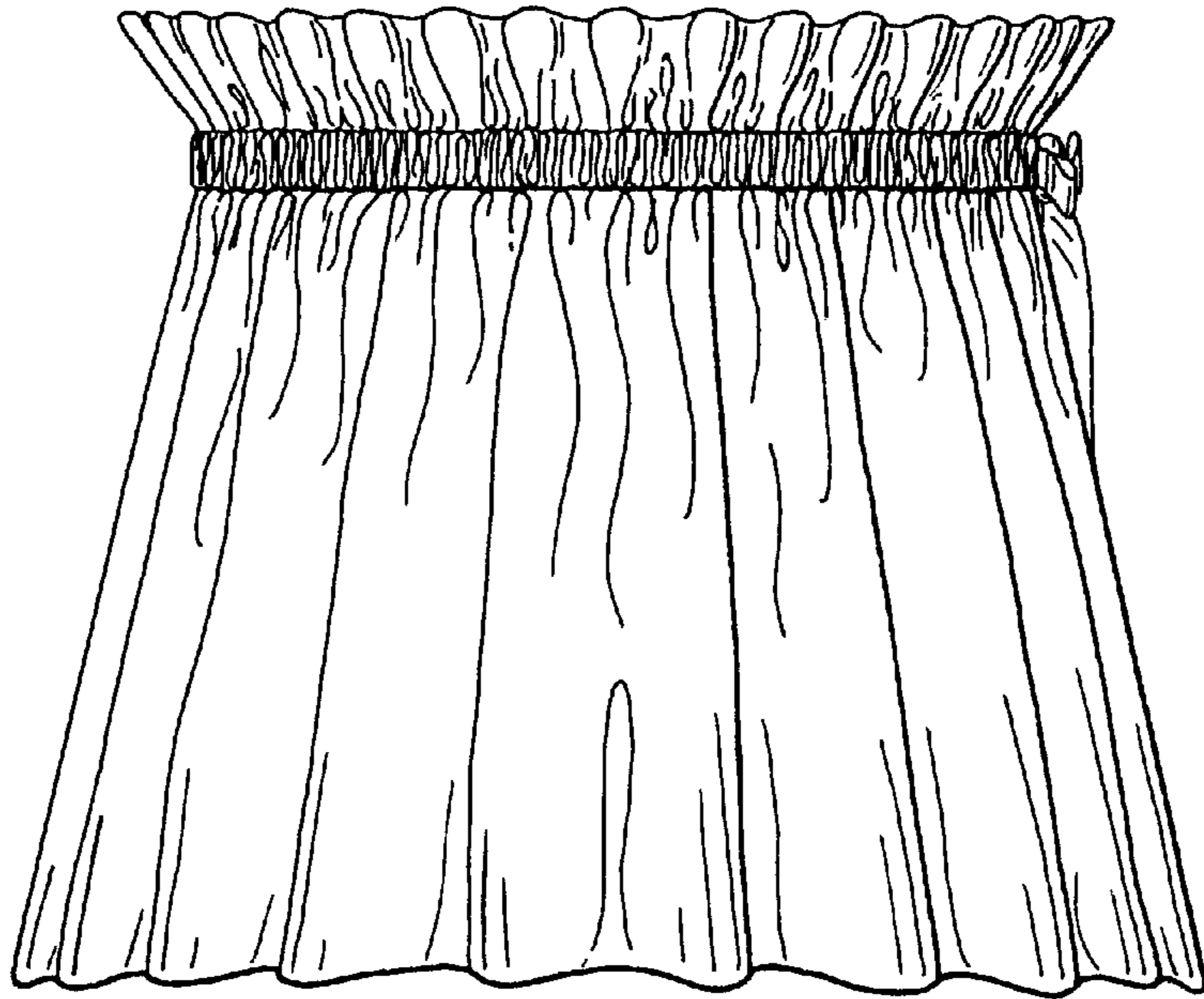
# FIG. 4



# FIG. 5



# FIG. 6



# FIG. 7

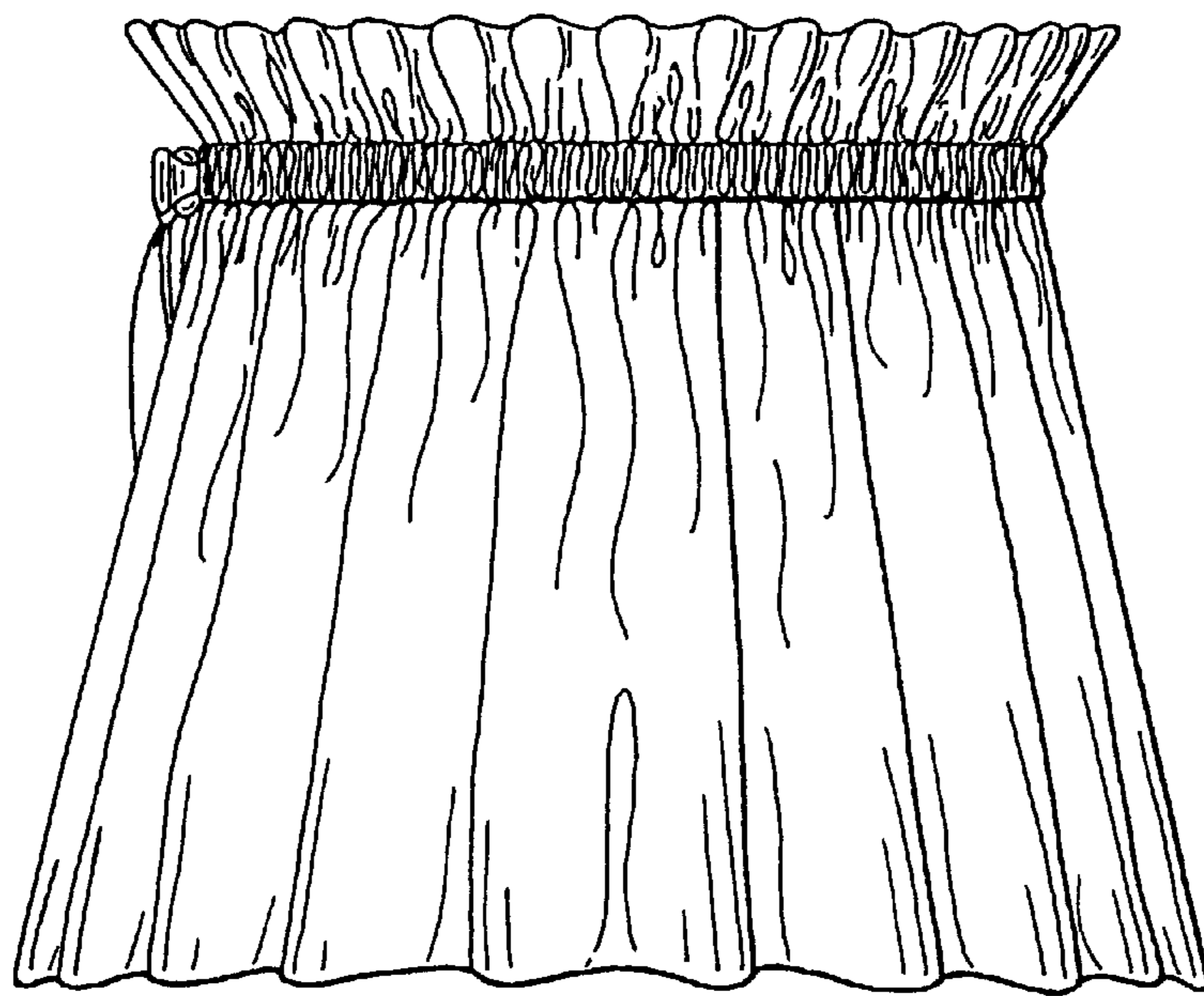


FIG. 8

