



US00D463315S

(12) **United States Design Patent**
Greeff

(10) **Patent No.:** **US D463,315 S**

(45) **Date of Patent:** **** Sep. 24, 2002**

(54) **GEMSTONE**

D422,934 S 4/2000 Quijo
D423,396 S 4/2000 Wolf
D442,114 S 5/2001 Greeff

(75) Inventor: **Robert S. Greeff**, Norwalk, CT (US)

(73) Assignee: **Tiffany And Company**, New York, NY (US)

FOREIGN PATENT DOCUMENTS

FR 324092 3/1903

(**) Term: **14 Years**

OTHER PUBLICATIONS

(21) Appl. No.: **29/141,819**

Peinarr, H.S., "A New Standard Mixed Cut for Diamonds", *Dems and Gemology*, Winter, 1971-72, pp. 366-369.

(22) Filed: **May 14, 2001**

"New Radiant Cut Dazzles With Fire", *The Radiant Cut Diamond Corp.*, 15 W. 47th St., New York, New York 10036, *Jewelers Circular Keystone*, Oct. 1978, p. 167.

(51) **LOC (7) Cl.** **11-01**

(52) **U.S. Cl.** **D11/90**

(58) **Field of Search** D11/1, 2, 26-29, D11/35, 36, 40-43, 79, 89-92; 63/1.11, 15, 15.1, 26-28, 32

Der Barion—Diamantschliff, Dec. 1977, p. 72.

GIA Gem Trade Laboratory Diamond Grading Report No. 0421726 for Cut-Cornered Rectangular Mixed-Cut, dated Jul. 30, 1998.

Visual Museum, Stones and Minerals, Kabushiki Kaisha Dohosha Shuppan, Japan, Aug. 20, 1994, p. 55.

"5 Nouvelles Tailles Pour Le Diamant", *La France Horlogere*, FR. Societe Millot Et CIE. Besancon, No. 497, p. 154-159 XP000002799 ISSN: 0015-9573 p. 156.

(56) **References Cited**

U.S. PATENT DOCUMENTS

138,314 A *	4/1873	Bruhl	63/32
D36,103 S	10/1902	St. John Wood	
712,155 A	10/1902	Seddon	
2,270,270 A	1/1942	Clare	
3,490,250 A	1/1970	Jones	
3,796,065 A	3/1974	Watermeyer	
4,020,649 A	5/1977	Grossbard	
4,118,949 A	10/1978	Grossbard	
4,118,950 A	10/1978	Grossbard	
D250,640 S	12/1978	Grossbard	
D251,659 S	4/1979	Grossbard	
4,555,916 A	12/1985	Grossbard	
D297,718 S	9/1988	Cohen et al.	
5,186,024 A	2/1993	Waters, Jr.	
D337,742 S	7/1993	D'Haene	
D338,851 S	8/1993	D'Haene	
D366,628 S	1/1996	Grossbard	
5,657,646 A	8/1997	Rosenberg	
D389,425 S	1/1998	Rosenberg	
D391,518 S	3/1998	Slowinski et al.	
D402,582 S	12/1998	Ambar	
5,970,744 A	10/1999	Greeff	
D419,103 S *	1/2000	Freilich	D11/90

* cited by examiner

Primary Examiner—Ralf Seifert

(74) *Attorney, Agent, or Firm*—Peter J. Phillips

(57) **CLAIM**

The ornamental design for a gemstone, as shown and described.

DESCRIPTION

FIG. 1 is a front elevational view of a gemstone showing my new design;

FIG. 2 is a side elevational view of the gemstone;

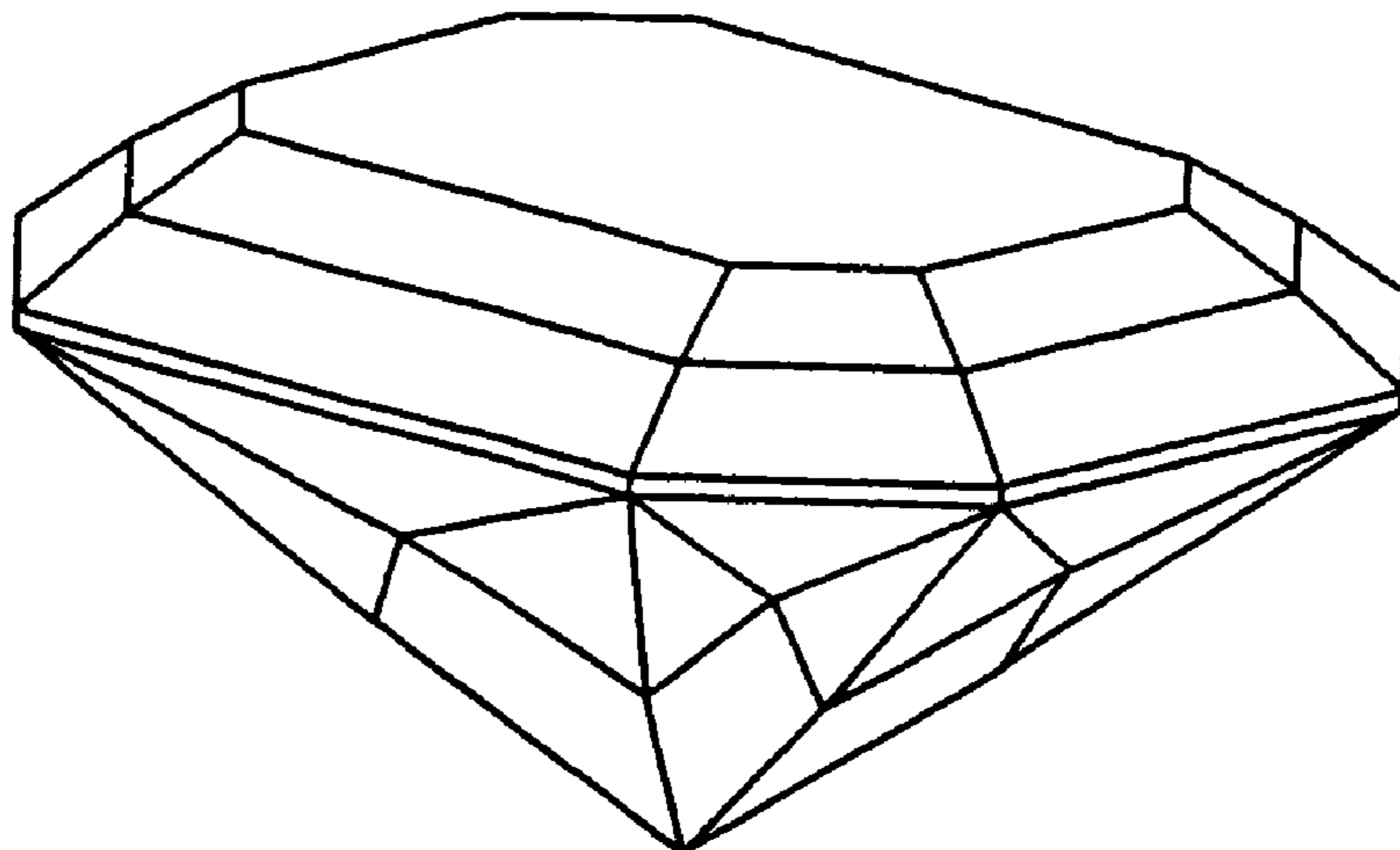
FIG. 3 is a top plan view of the gemstone of FIG. 1;

FIG. 4 is a bottom plan view of the gemstone of FIG. 1;

FIG. 5 is a top perspective view of the gemstone; and,

FIG. 6 is a bottom perspective view of the gemstone.

1 Claim, 5 Drawing Sheets



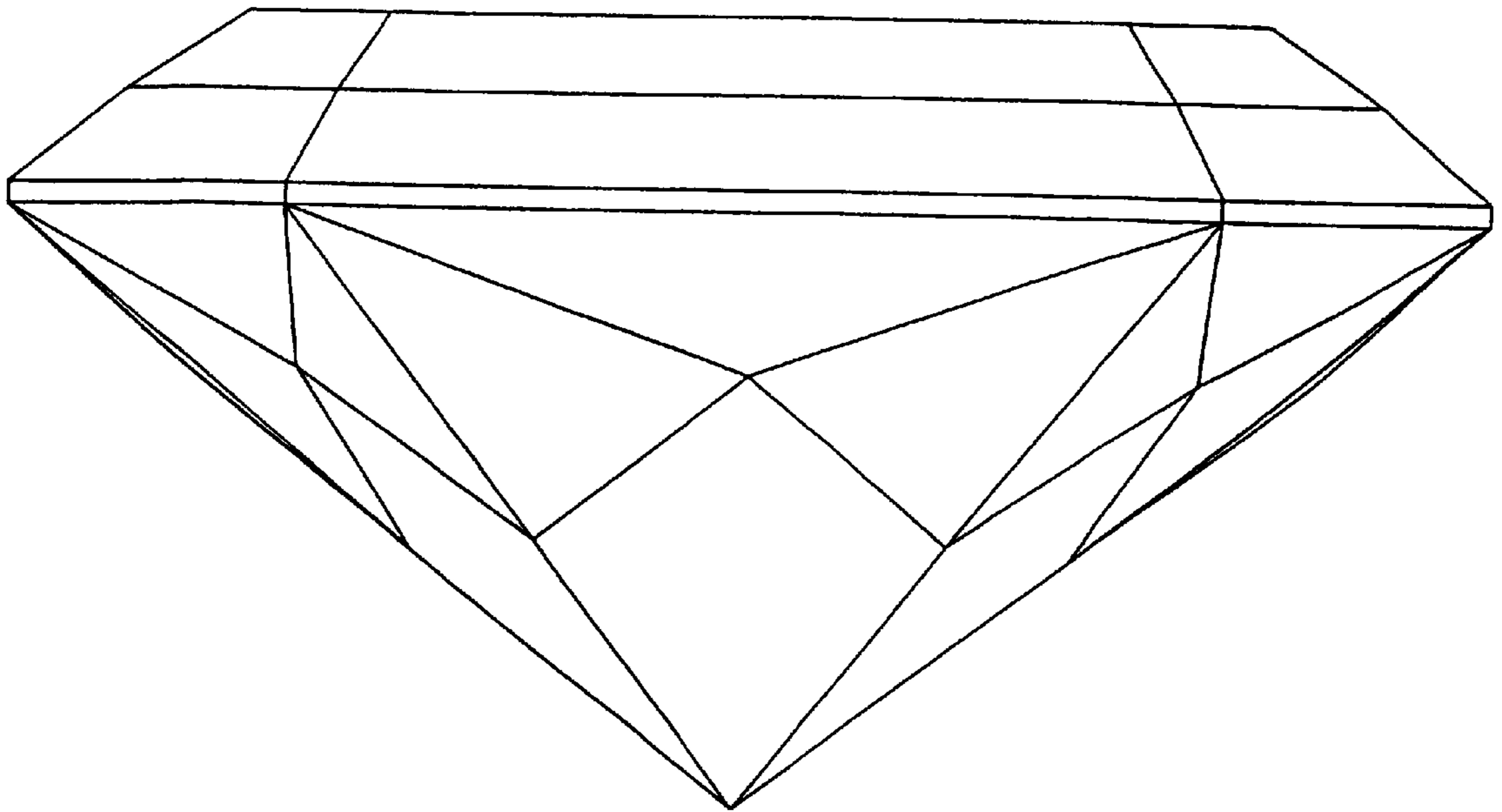


Figure 1

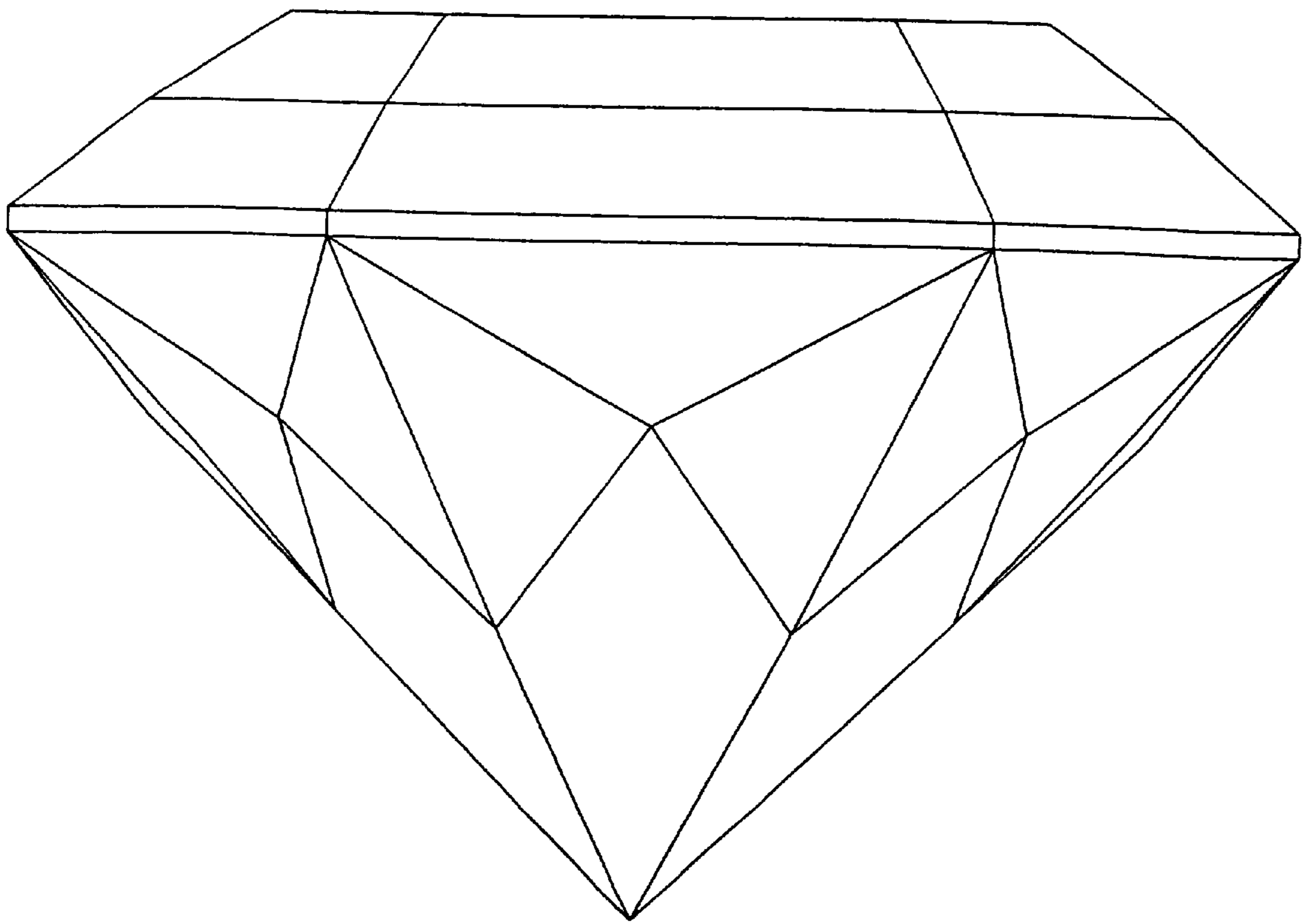


Figure 2

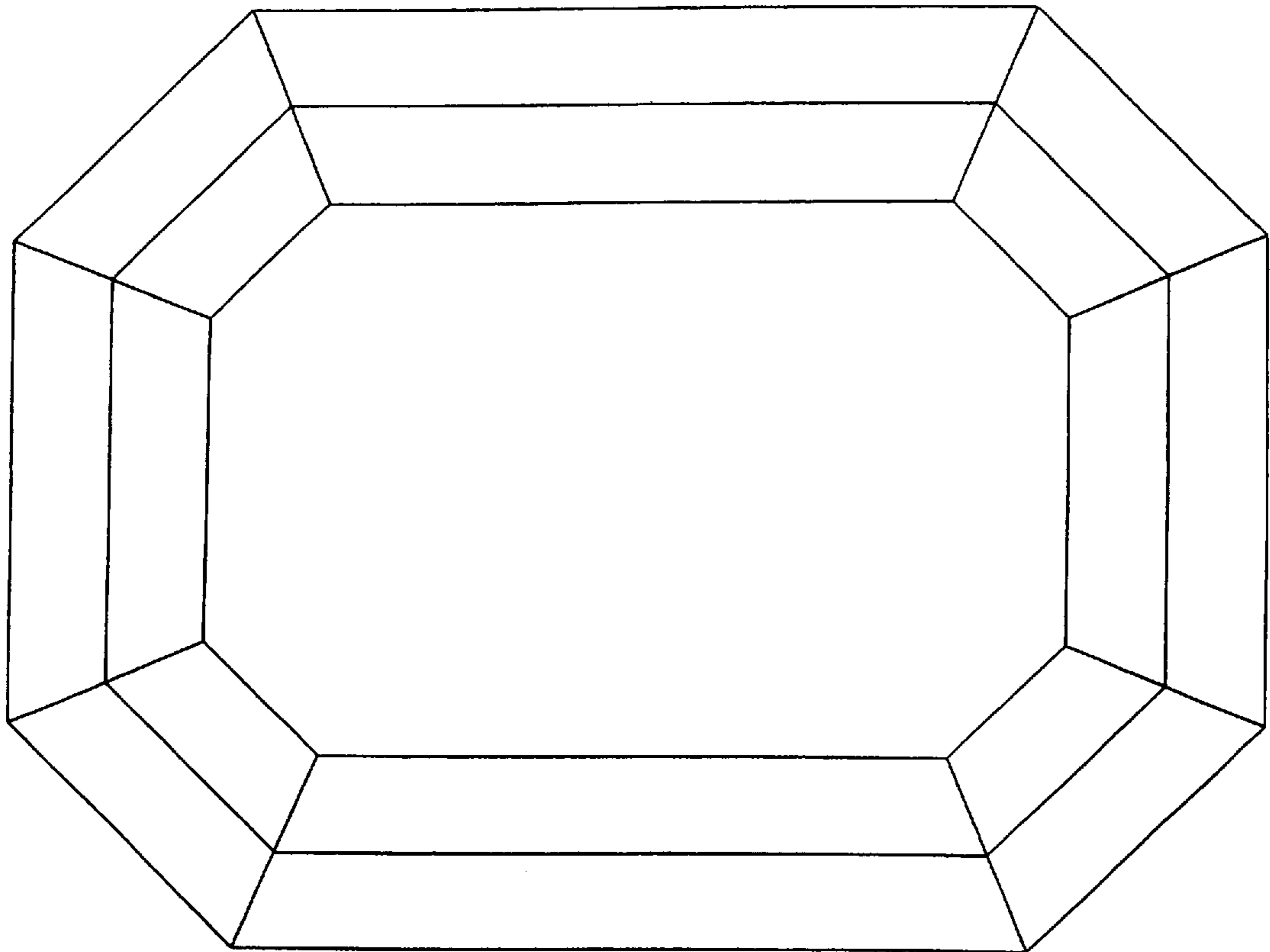


Figure 3

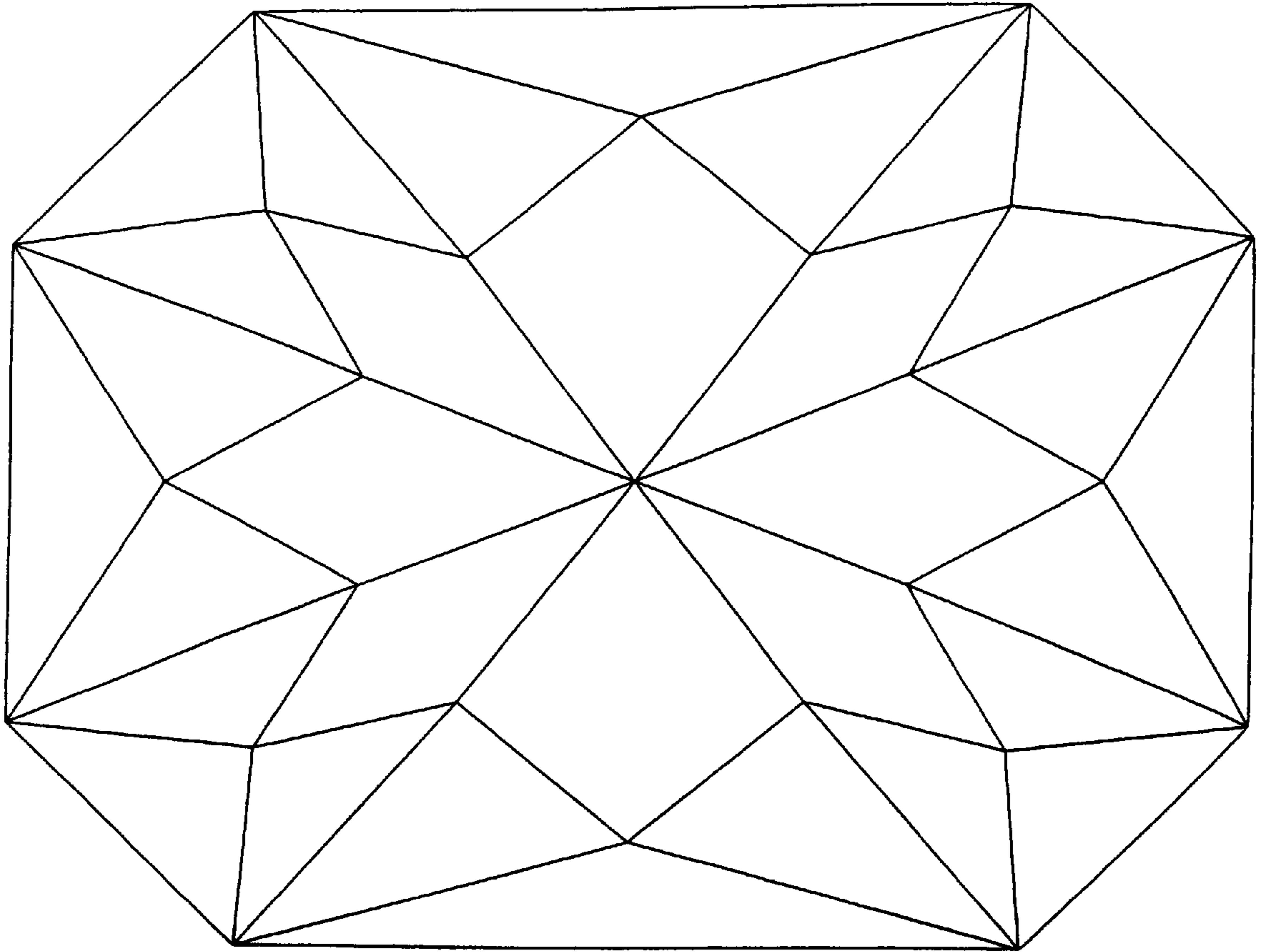


Figure 4

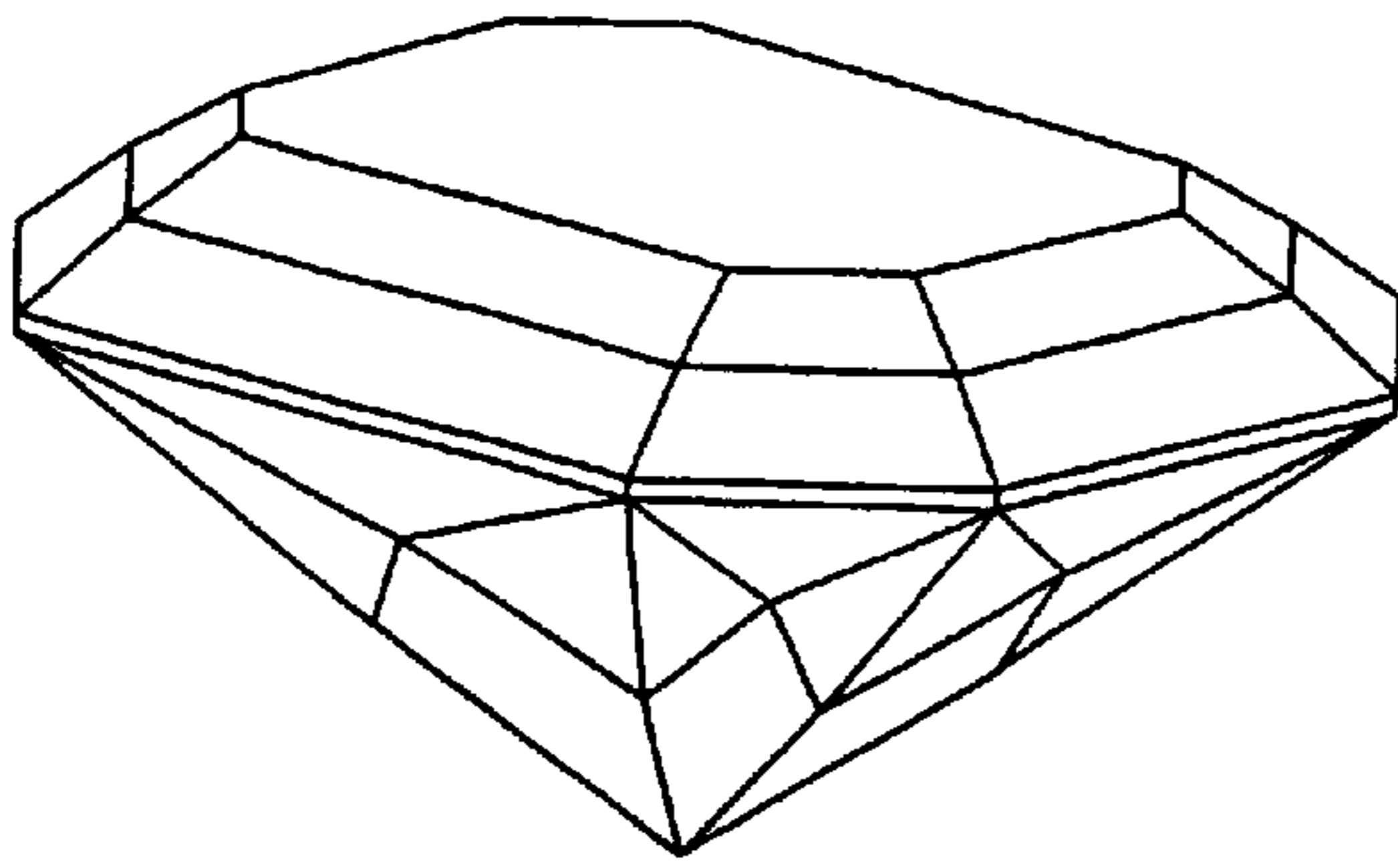


Figure 5

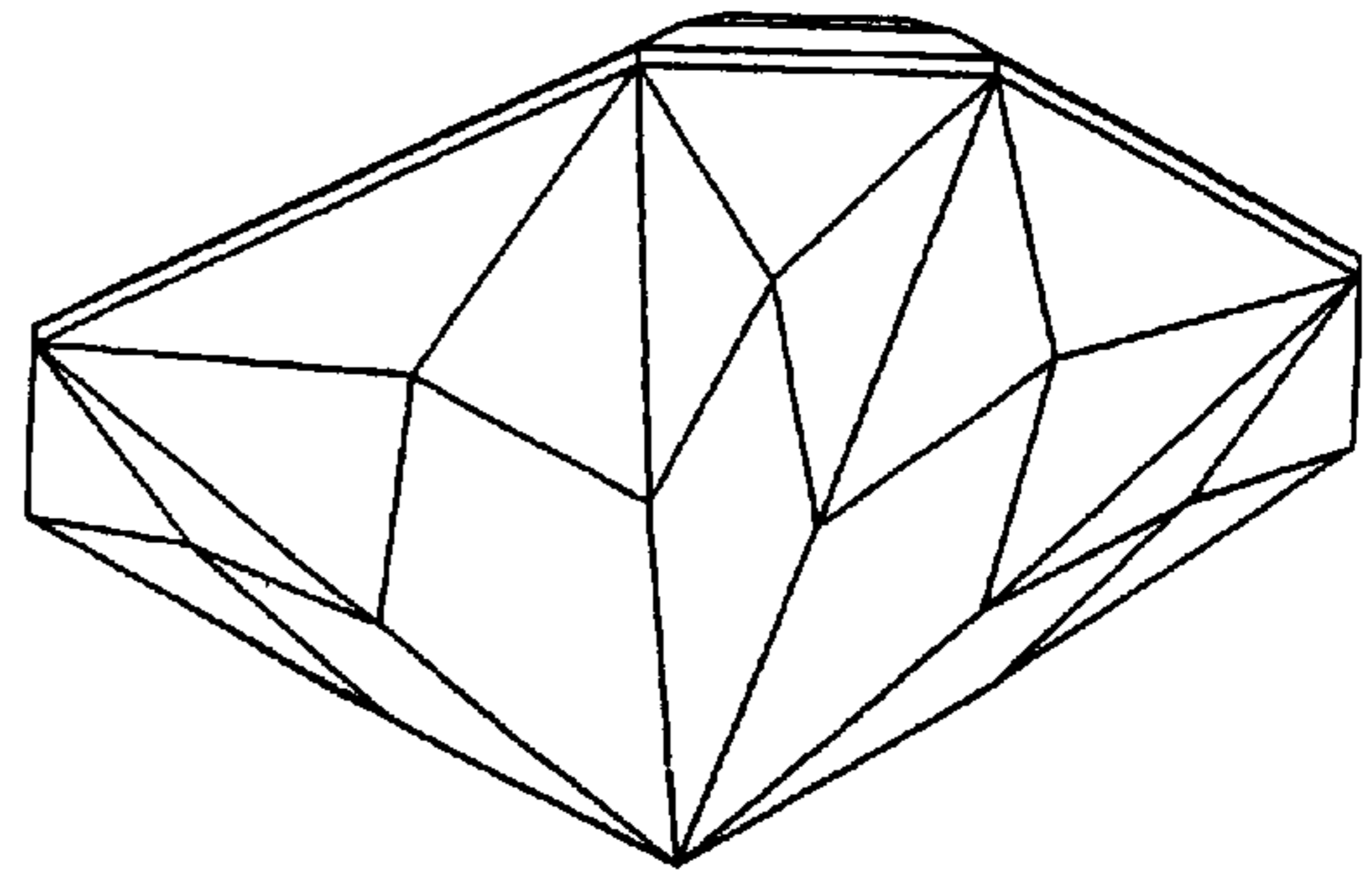


Figure 6