



US00D463311S

(12) **United States Design Patent**
Shin

(10) **Patent No.:** **US D463,311 S**

(45) **Date of Patent:** **** Sep. 24, 2002**

(54) **PENDANT**

(75) **Inventor:** **Youn Hee Shin**, Flushing, NY (US)

(73) **Assignee:** **Sandberg & Sikorski Diamond Corporation**, New York, NY (US)

(**) **Term:** **14 Years**

(21) **Appl. No.:** **29/150,706**

(22) **Filed:** **Nov. 26, 2001**

(51) **LOC (7) Cl.** **11-01**

(52) **U.S. Cl.** **D11/79**

(58) **Field of Search** D11/1, 2, 7, 11,
D11/14, 41, 43, 44, 47, 48, 49, 53, 62,
63, 65, 66, 68, 69, 70, 72, 73, 75-77, 86,
95-97, 99-101, 103, 108, 110, 112, 115;
D3/211; 63/1.11, 1.14, 12, 13, 14.1, 18,
19, 20, 23

(56) **References Cited**

U.S. PATENT DOCUMENTS

D147,326 S * 8/1947 Gargano D11/70
D156,220 S * 11/1949 DiCicco D11/44

D157,394 S * 2/1950 MacCann D11/108
D159,521 S * 8/1950 Philippe D11/75
D170,349 S * 9/1953 Bell D11/40
D170,442 S * 9/1953 Bell D11/40

* cited by examiner

Primary Examiner—Ralf Seifert

(74) *Attorney, Agent, or Firm*—Gottlieb, Rackman & Reisman, P.C.

(57) **CLAIM**

The ornamental design for a pendant, as shown and described.

DESCRIPTION

FIG. 1 is a front elevational view thereof;
FIG. 2 is a right side elevational view thereof;
FIG. 3 is a top plan view thereof;
FIG. 4 is a left side elevational view thereof;
FIG. 5 is a rear elevational view thereof;
FIG. 6 is a bottom plan view thereof; and,
FIG. 7 is a front elevational view of a second embodiment thereof.

1 Claim, 4 Drawing Sheets




FIG. 1


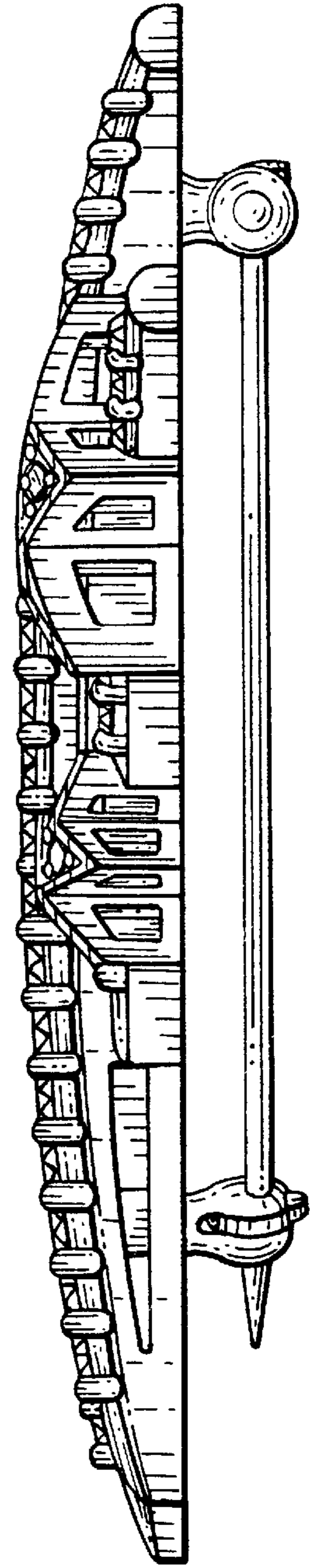


FIG. 2



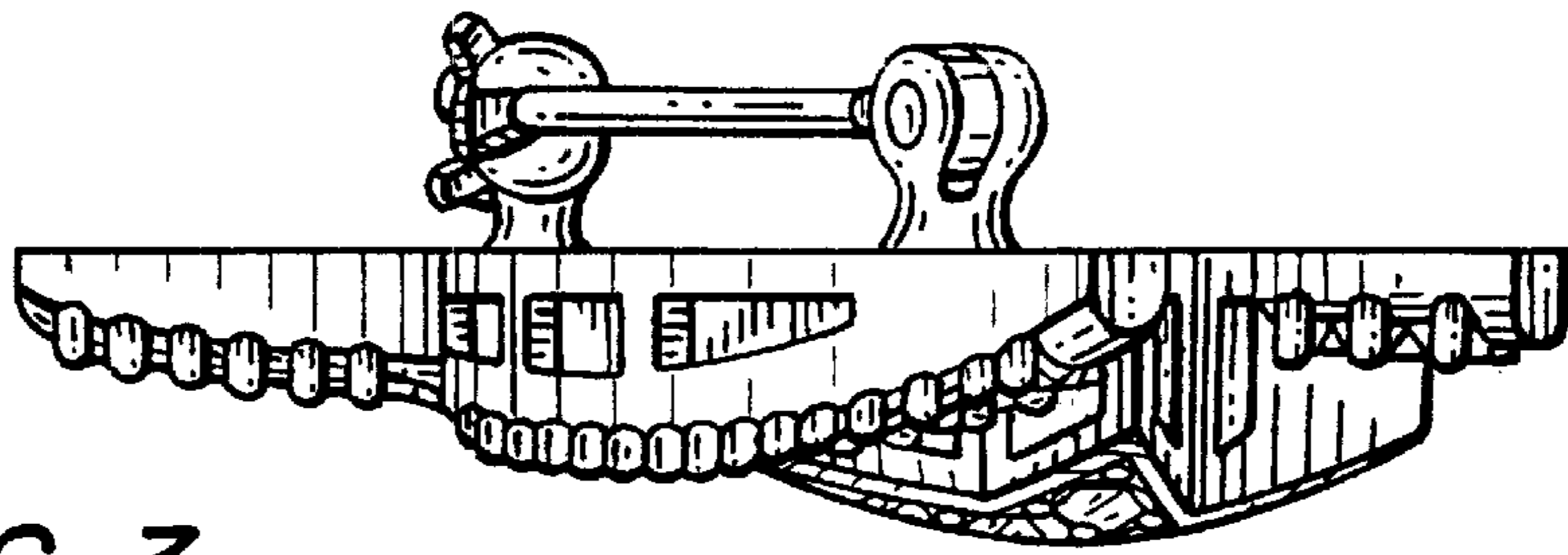


FIG. 3

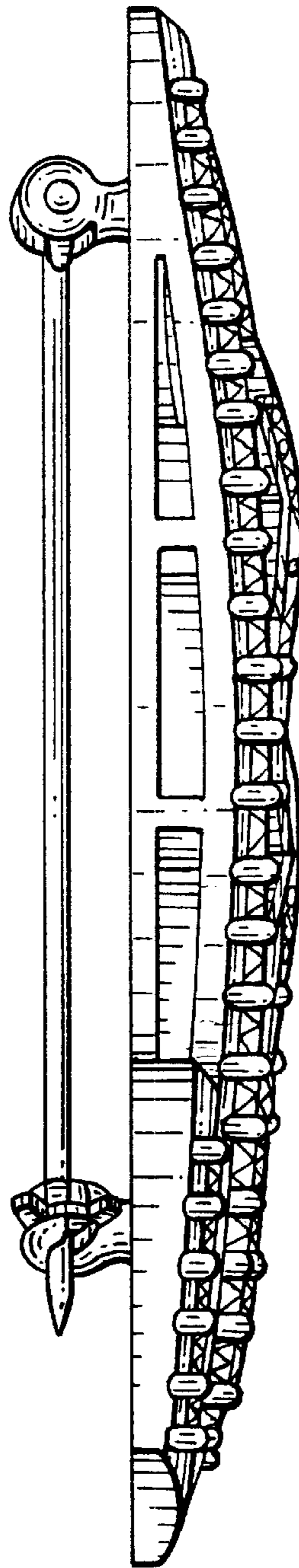


FIG. 4

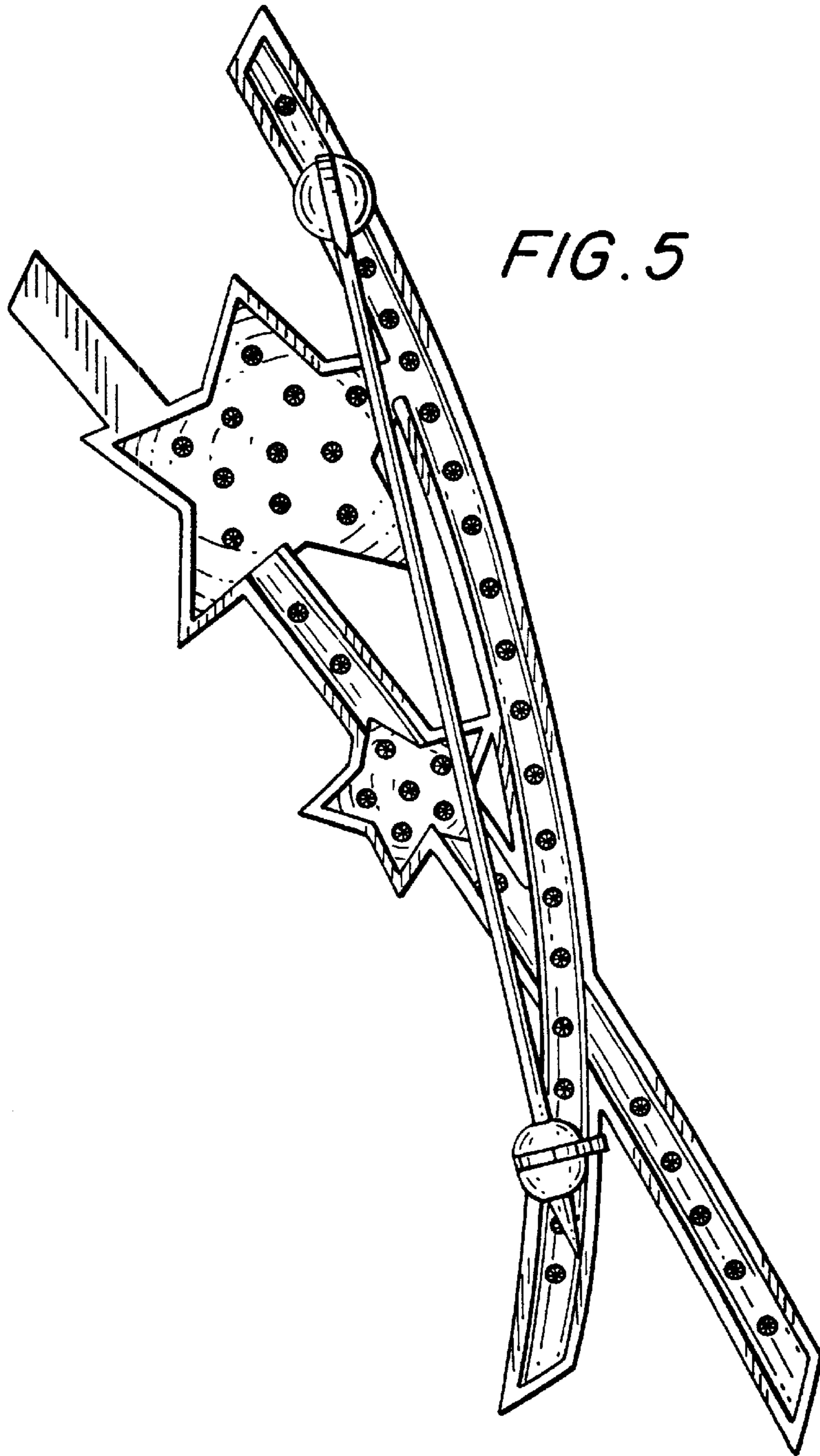


FIG. 6

