



US00D463308S

(12) **United States Design Patent**
Skiles

(10) **Patent No.:** **US D463,308 S**

(45) **Date of Patent:** **** Sep. 24, 2002**

(54) **PICTURE FRAME JEWELRY**

(76) **Inventor:** **Brian J Skiles, 722 Franklin St.,
Reading, PA (US) 19602**

(**) **Term:** **14 Years**

(21) **Appl. No.:** **29/151,996**

(22) **Filed:** **Dec. 12, 2001**

(51) **LOC (7) Cl.** **11-01**

(52) **U.S. Cl.** **D11/3**

(58) **Field of Search** D11/1-25, 36,
D11/93-95, 86; 63/2, 3, 3.1, 4, 5.1, 9, 11,
38; D10/32; 224/175

(56) **References Cited**

U.S. PATENT DOCUMENTS

365,853 A	*	7/1887	Palmer	63/3
1,701,610 A	*	2/1929	Forstner	63/4
D98,374 S	*	1/1936	Taylor	D11/10
2,145,071 A	*	1/1939	Cave	63/3
2,322,461 A	*	6/1943	Mariano	63/3

D150,566 S	*	8/1948	Grefe	D11/8
D175,089 S	*	7/1955	Newmark	D11/3
5,081,852 A	*	1/1992	Cox	63/3
D340,651 S	*	10/1993	Lassigne	D10/32
D340,871 S	*	11/1993	Iwamura	D10/32
D399,448 S	*	10/1998	Dunlap	D11/6

* cited by examiner

Primary Examiner—Ralf Seifert

(74) *Attorney, Agent, or Firm*—Goldstein & Lavas, P.C.

(57) **CLAIM**

The ornamental design for picture frame jewelry, as shown and described.

DESCRIPTION

FIG. 1 is a perspective view of picture frame jewelry.


FIG. 2 is a front elevational view thereof.

FIG. 3 is a rear elevational view thereof.

FIG. 4 is a right side elevational view thereof; and,

FIG. 5 is a left side elevational view thereof.

1 Claim, 1 Drawing Sheet






FIG. 1




FIG. 2




FIG. 3



FIG. 4



FIG. 5



FIG. 6



FIG. 7