



US00D463295S

(12) **United States Design Patent**  
**Dubarry**

(10) **Patent No.:** **US D463,295 S**

(45) **Date of Patent:** **\*\* Sep. 24, 2002**

(54) **WRIST WATCH**

(75) **Inventor:** **Franck Dubarry**, Manhattan Beach,  
CA (US)

(73) **Assignee:** **Equity Management Systems S.A.**,  
Geneva (CH)

(\*\*) **Term:** **14 Years**

(21) **Appl. No.:** **29/148,314**

(22) **Filed:** **Sep. 17, 2001**

(51) **LOC (7) Cl.** ..... **10-02**

(52) **U.S. Cl.** ..... **D10/32**

(58) **Field of Search** ..... D10/1-39, 122-132;  
368/276-277, 285, 281-282; 224/168, 164,  
178; D11/3-25; 63/1.11, 3, 5, 11

(56) **References Cited**

**U.S. PATENT DOCUMENTS**

D154,954 S \* 8/1949 Reinstein ..... D11/14

D310,174 S \* 8/1990 Jacobi et al. .... D10/32  
D380,162 S \* 6/1997 Chan et al. .... D10/32  
D395,405 S \* 6/1998 Brzezinski ..... D10/32  
6,185,160 B1 \* 2/2001 Tsuda ..... 368/67

\* cited by examiner

*Primary Examiner*—Nelson C. Holtje

(57) **CLAIM**

I claim the ornamental design for the wrist watch, as shown  
and described.

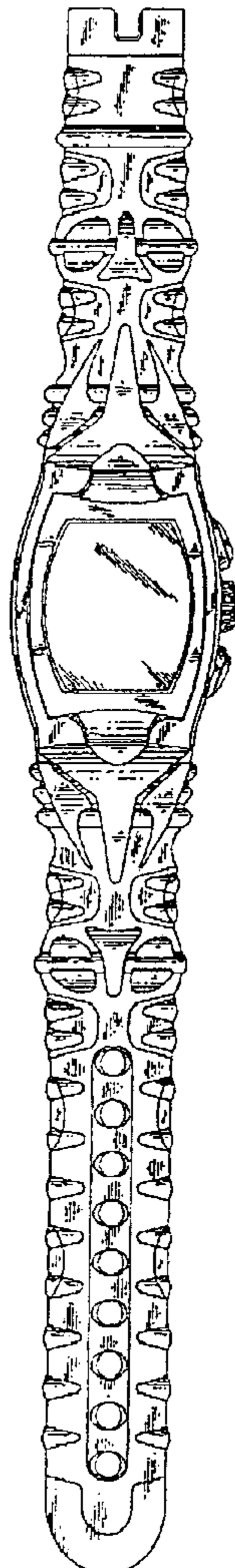
**DESCRIPTION**

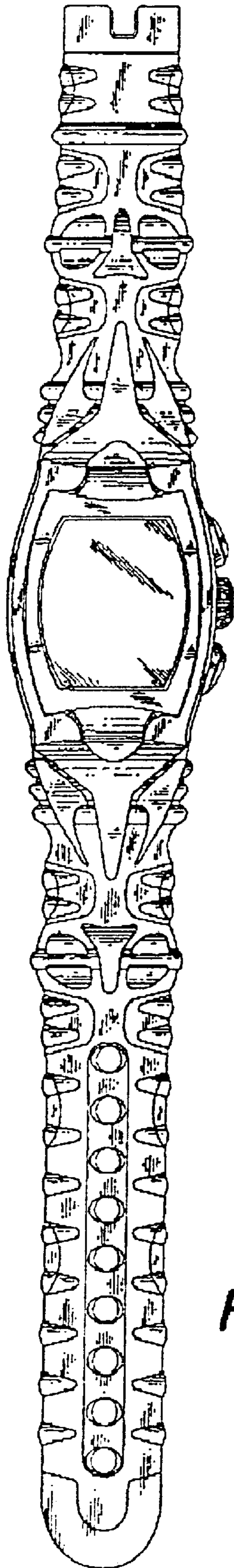
FIG. 1 is a front view of the new ornamental wrist watch of  
the present invention.

FIG. 2 is a right side view thereof; and,

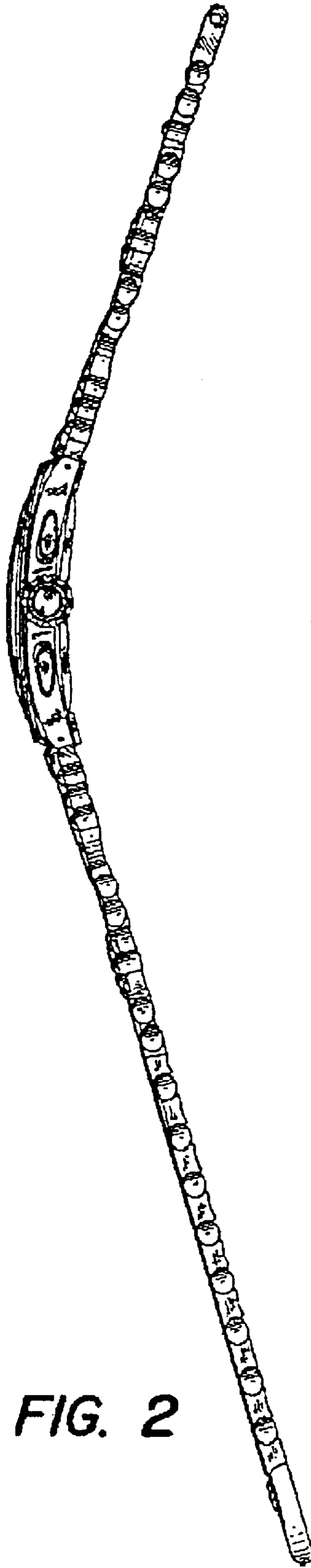
FIG. 3 is a right side perspective view thereof.

**1 Claim, 1 Drawing Sheet**

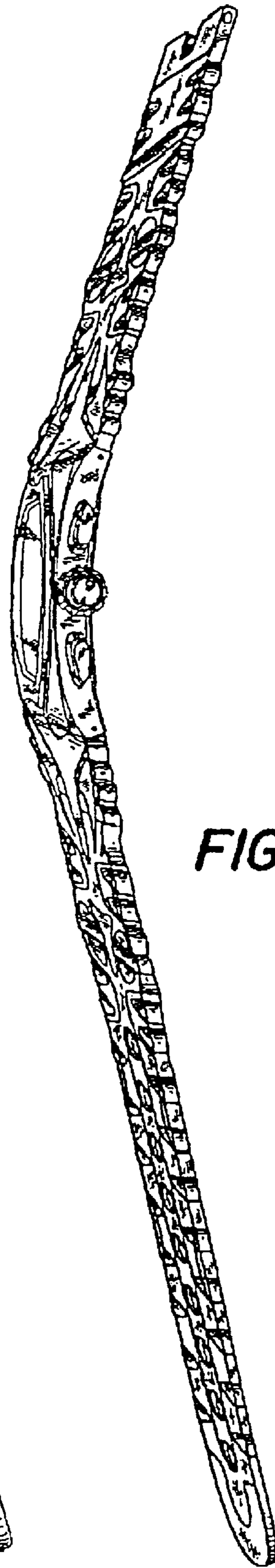




**FIG. 1**



**FIG. 2**



**FIG. 3**