



US00D463291S

(12) **United States Design Patent** (10) **Patent No.:** **US D463,291 S**
Kokubo et al. (45) **Date of Patent:** **** Sep. 24, 2002**

(54) **CONTAINER**

(75) Inventors: **Shigehiko Kokubo**, Osaka (JP); **Kyoko Hashino**, Osaka (JP)

(73) Assignee: **Rohto Pharmaceutical Co., Ltd.**, Osaka (JP)

(**) Term: **14 Years**

(21) Appl. No.: **29/144,080**

(22) Filed: **Jun. 26, 2001**

(30) **Foreign Application Priority Data**

Dec. 28, 2000 (JP) 2000-037655
 Dec. 28, 2000 (JP) 2000-037657

(51) **LOC (7) Cl.** **09-01**

(52) **U.S. Cl.** **D9/558; D9/549**

(58) **Field of Search** D9/300, 506-510,
 D9/511, 513, 515, 516, 549, 558, 571,
 574, 575; 215/381-385, 396, 398; 220/361-363,
 660, 669

(56) **References Cited**

U.S. PATENT DOCUMENTS

D38,287 S * 10/1906 Hoffman D9/513
 D49,180 S * 6/1916 Goetzke D9/447
 D58,026 S * 5/1921 Humphrey D9/447
 D207,430 S * 4/1967 Shepler D9/543
 D318,012 S * 7/1991 Kipperman et al. D9/558
 D319,582 S * 9/1991 Crawford D9/571
 D336,733 S * 6/1993 Hadtke D9/522
 D360,134 S * 7/1995 Snyder D9/520
 D381,273 S * 7/1997 Fenton et al. D9/552
 D386,089 S * 11/1997 Rosen et al. D9/542
 D388,712 S * 1/1998 Lyngdal et al. D9/563

D389,064 S * 1/1998 Sethi et al. D9/521
 D406,770 S * 3/1999 Rosen et al. D9/558
 D424,611 S * 5/2000 Gasvoda et al. D18/56
 D425,554 S * 5/2000 Gasvoda et al. D18/56
 D439,522 S * 3/2001 Blaakman D9/542

FOREIGN PATENT DOCUMENTS

JP 865024 1/1993
 JP 882875 8/1993
 JP 913663 9/1994

OTHER PUBLICATIONS

Packaging Catalog, 1944, p. 176, Dry Product Containers at top of page, #2 & #3 as marked.*

* cited by examiner

Primary Examiner—Raphael Barkai

Assistant Examiner—Carol Rademaker

(74) *Attorney, Agent, or Firm*—Jordan and Hamburg LLP

(57) **CLAIM**

The ornamental design for a container, as shown and described.

DESCRIPTION

FIG. 1 is a perspective view of a container of our new design;

FIG. 2 is a front view thereof;

FIG. 3 is a rear view thereof;

FIG. 4 is a left side view thereof;

FIG. 5 is a right side view thereof;

FIG. 6 is a top view thereof; and,

FIG. 7 is a bottom view thereof.

The portion shown by broken lines is for illustrative purposes only and forms no part of the claimed design.

1 Claim, 4 Drawing Sheets

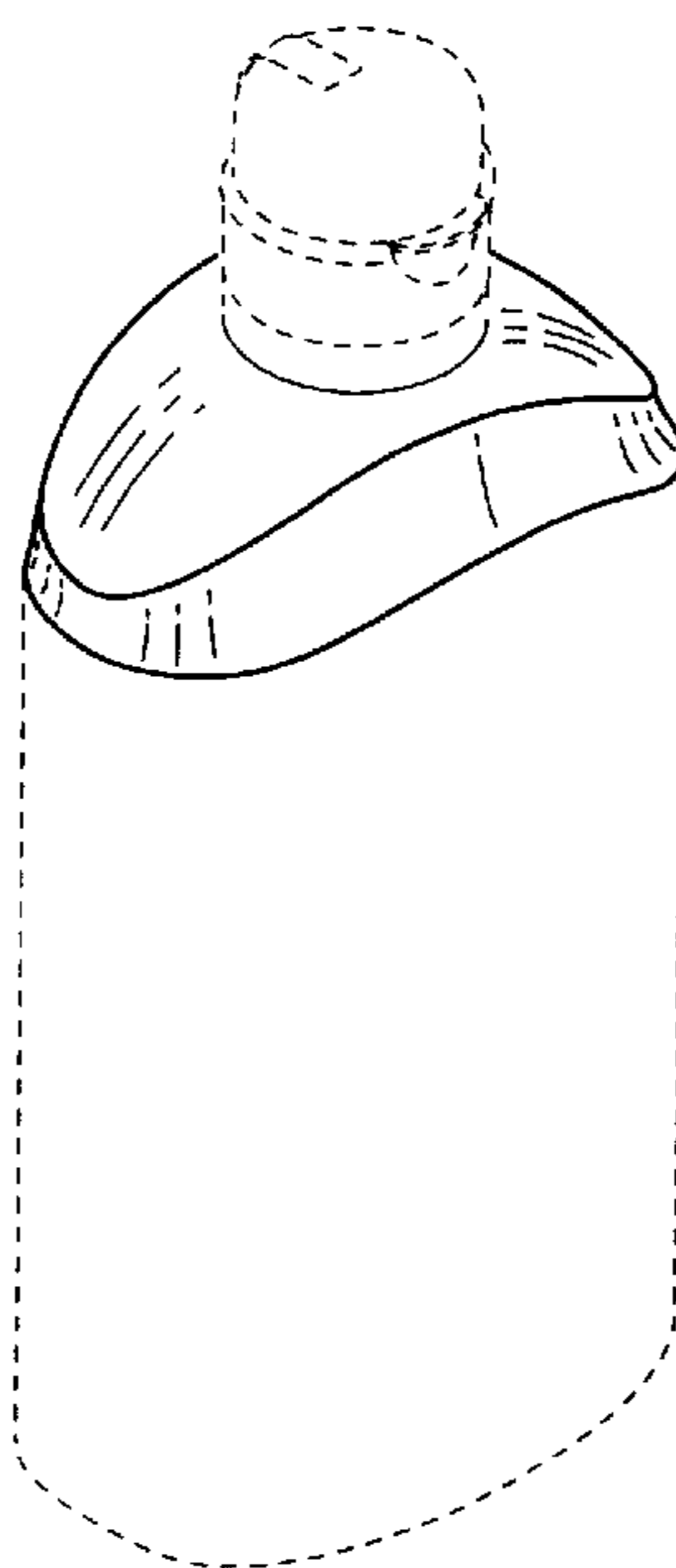


FIG. 1

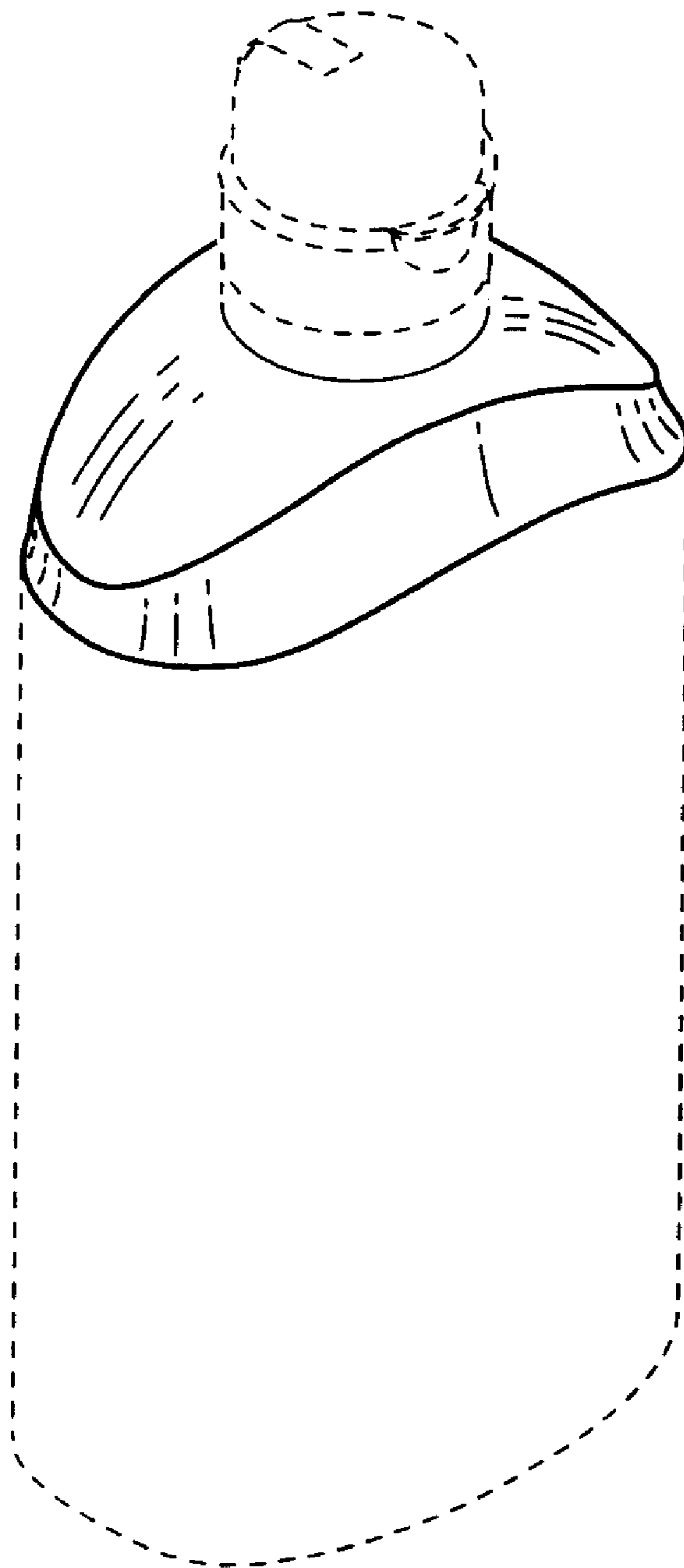


FIG. 2

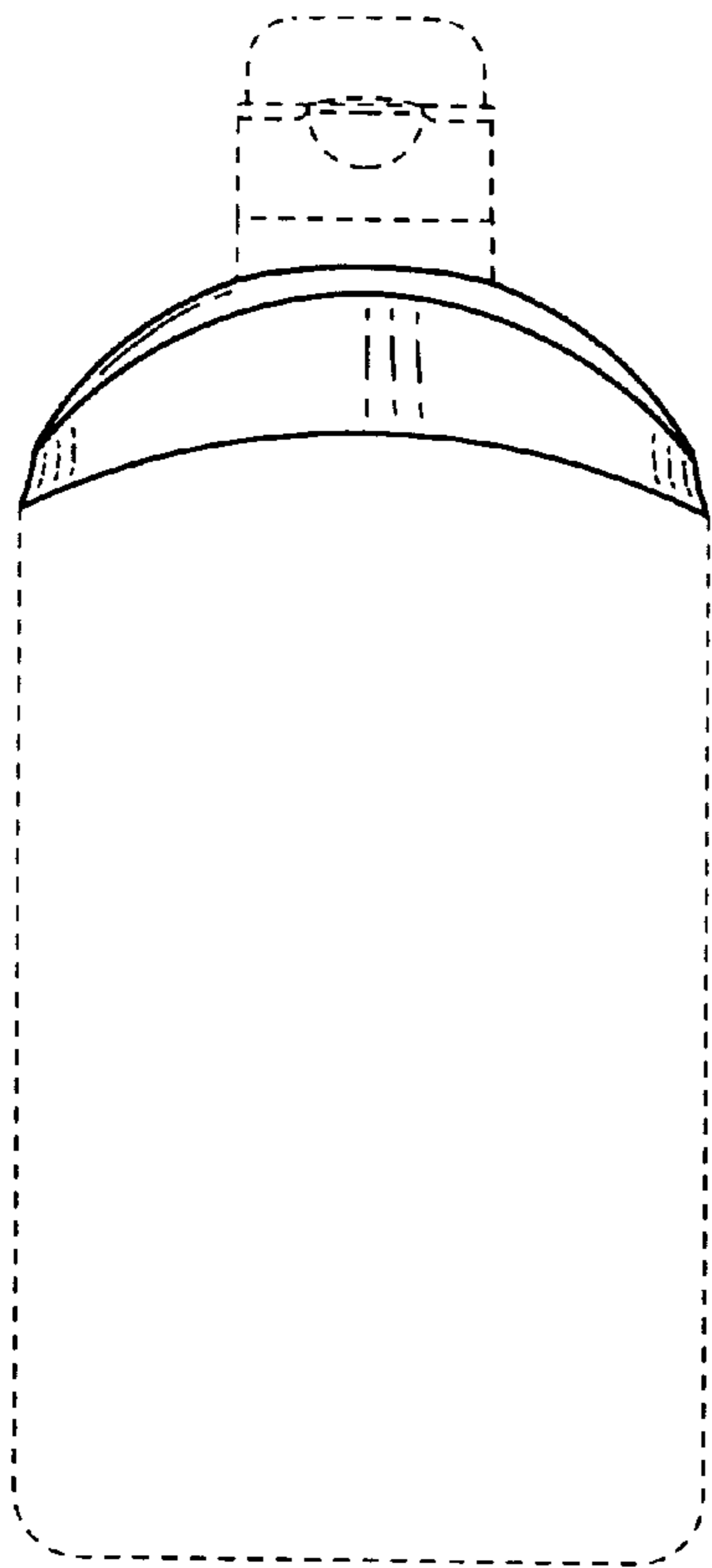


FIG. 3

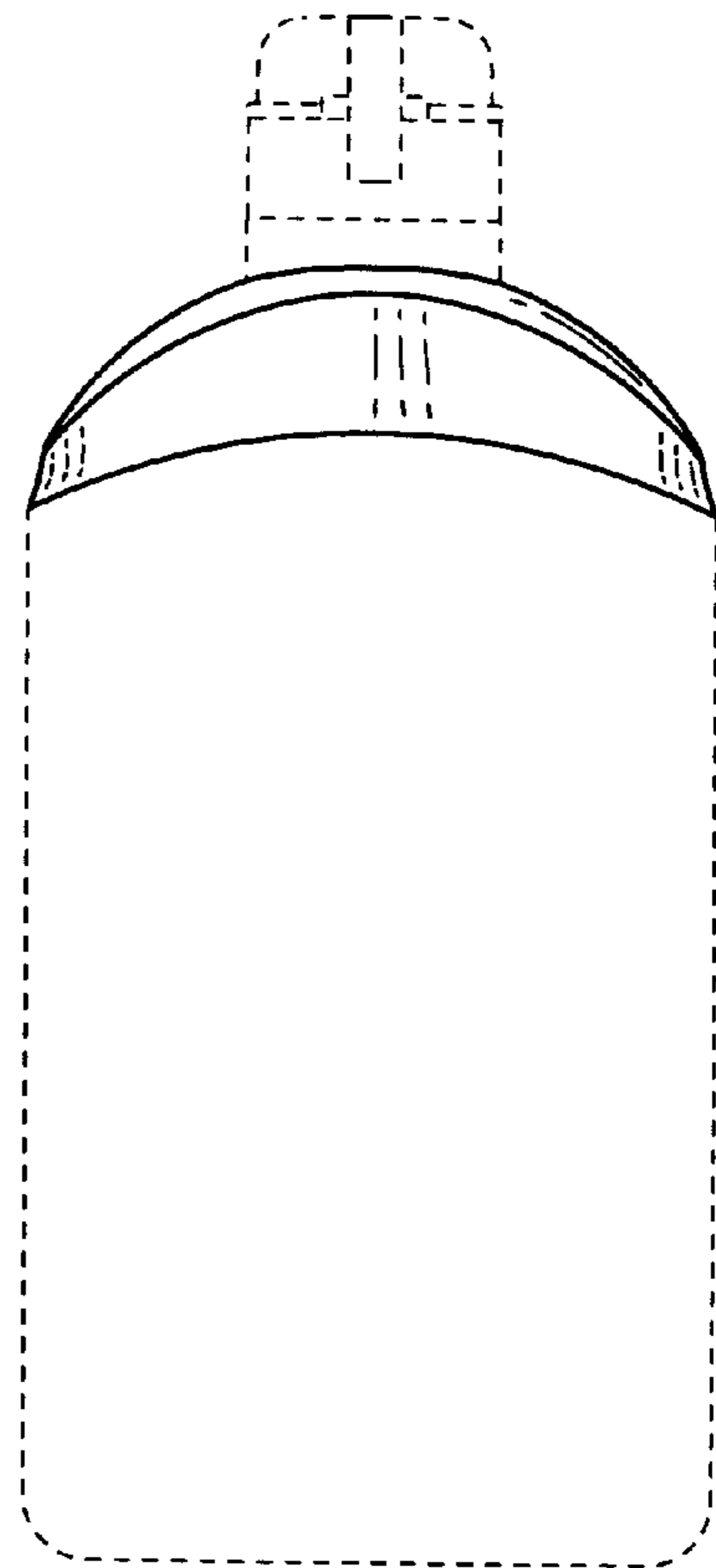


FIG. 4




FIG. 5




FIG. 6

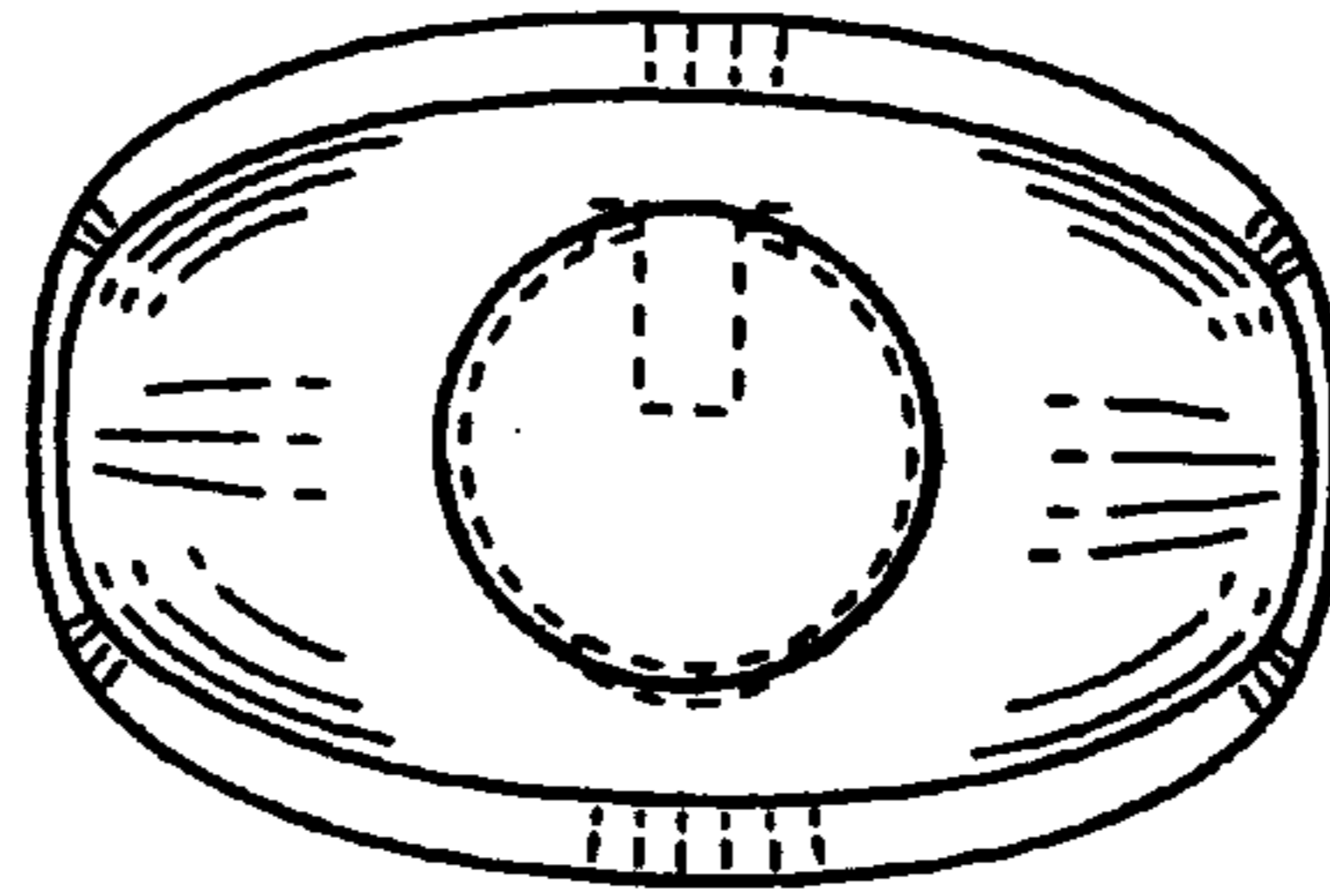


FIG. 7

