



US00D463281S

(12) **United States Design Patent**
Druitt

(10) **Patent No.:** **US D463,281 S**

(45) **Date of Patent:** **** Sep. 24, 2002**

(54) **CLOSURE**

(75) Inventor: **Rodney Malcolm Druitt**, Warwickshire (GB)

(73) Assignee: **Owens-Illinois Closure Inc.**, Toledo, OH (US)

(**) Term: **14 Years**

(21) Appl. No.: **29/132,510**

(22) Filed: **Nov. 13, 2000**

(30) **Foreign Application Priority Data**

May 12, 2000 (AU) 1452/00

(51) **LOC (7) Cl.** **09-07**

(52) **U.S. Cl.** **D9/452**

(58) **Field of Search** D9/434, 435, 452, D9/453, 438; 215/235, 250-257, 258; 220/200, 265

(56) **References Cited**

U.S. PATENT DOCUMENTS

D33,364 S	10/1900	Lindemeyr	
D51,893 S	3/1918	Temple et al.	
D95,904 S	6/1935	Fuerst	
D99,097 S	3/1936	Perry	
D102,368 S	12/1936	Higgins	
D109,518 S	5/1938	Meier	
D154,204 S	6/1949	Jung	
D158,486 S	5/1950	Margulies	
D189,557 S	* 1/1961	Sofer D9/453
3,254,785 A	6/1966	Lovell	
3,281,001 A	10/1966	Stuart	
3,653,529 A	4/1972	Segmuller	
D232,417 S	8/1974	Macko	
D247,351 S	2/1978	Barthropp	
4,257,526 A	3/1981	Weits et al.	
4,333,578 A	6/1982	Di Nunzio	

D272,324 S	1/1984	Mumford et al.	
D279,803 S	* 7/1985	Manning D9/443
D292,380 S	* 10/1987	Smith D9/452
D304,303 S	10/1989	Hurst et al.	
D305,735 S	* 1/1990	Zinnbauer D9/438
H803 H	8/1990	Sherrington	
D327,849 S	7/1992	Armstrong	
D333,065 S	2/1993	Murphy	
D347,791 S	6/1994	Lathrop et al.	
D351,795 S	10/1994	Ogden	
D379,307 S	5/1997	Marriage	
D395,008 S	6/1998	Kuzma et al.	
D400,793 S	* 11/1998	Kuhn D9/453
D415,684 S	10/1999	Reidenbach	
D418,756 S	1/2000	Reidenbach	
D418,757 S	1/2000	Reidenbach	
D443,513 S	* 6/2001	Goettner D9/452

FOREIGN PATENT DOCUMENTS

JP 821020 7/1991

* cited by examiner

Primary Examiner—Dominic Simone

(74) *Attorney, Agent, or Firm*—McDermott, Will & Emery

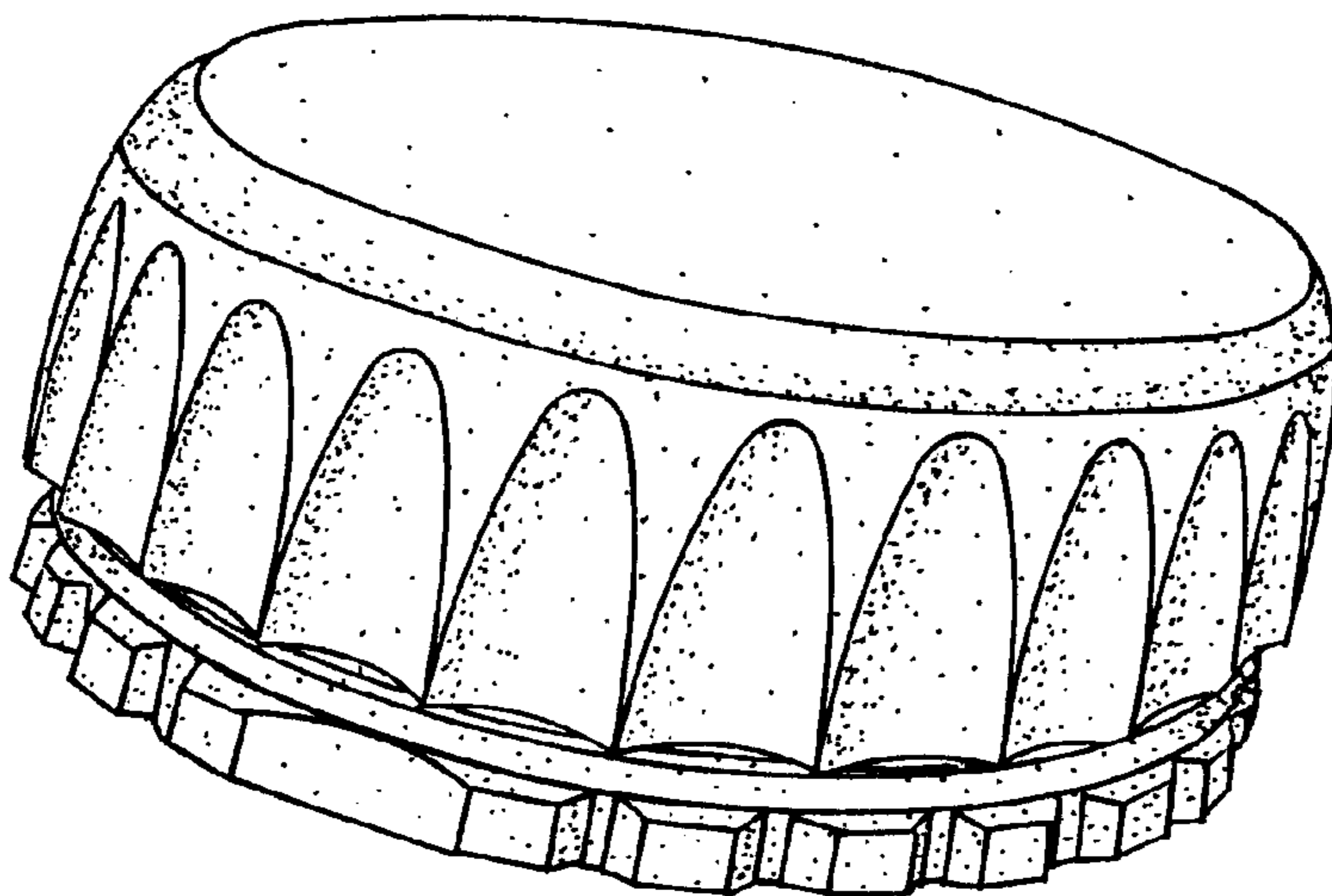
(57) **CLAIM**

The ornamental design for a closure, as shown and described.

DESCRIPTION

FIG. 1 is a perspective view of a closure showing my new design;
 FIG. 2 is a top plan view thereof;
 FIG. 3 is a front elevational view thereof, the rear being identical;
 FIG. 4 is a right side elevational view thereof, the left side being identical;
 FIG. 5 is a bottom plan view thereof.

1 Claim, 2 Drawing Sheets



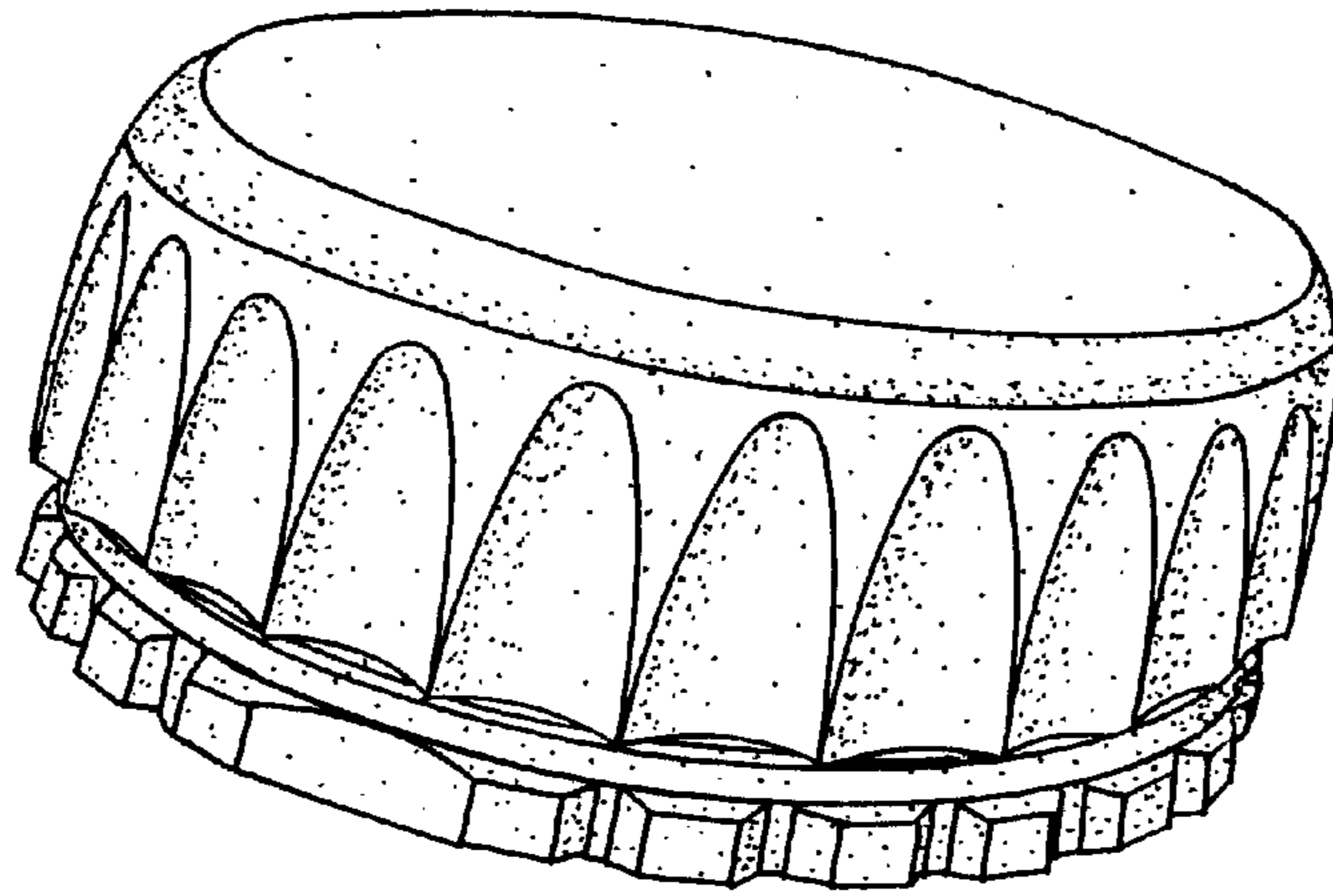


FIG. 1

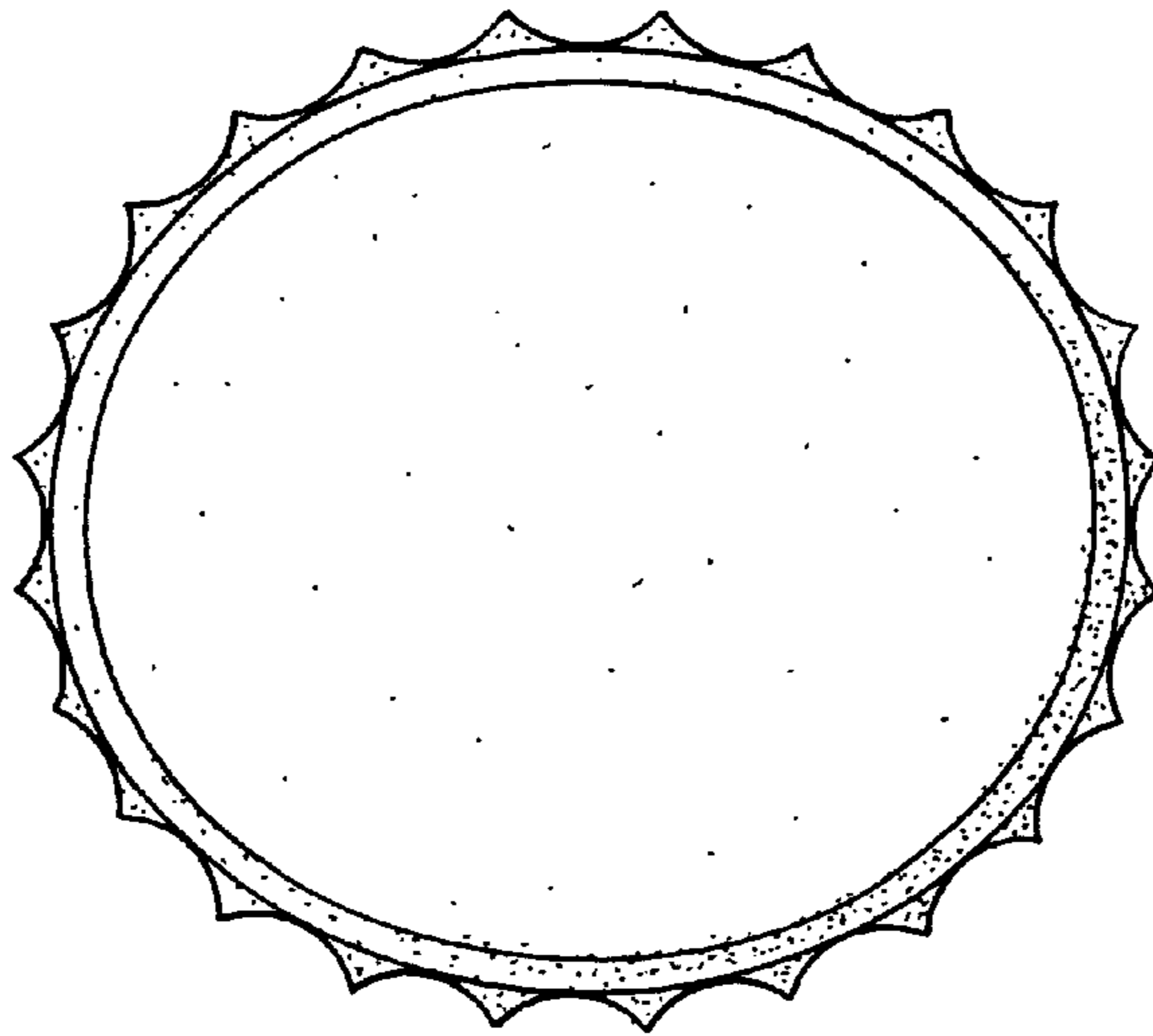


FIG. 2

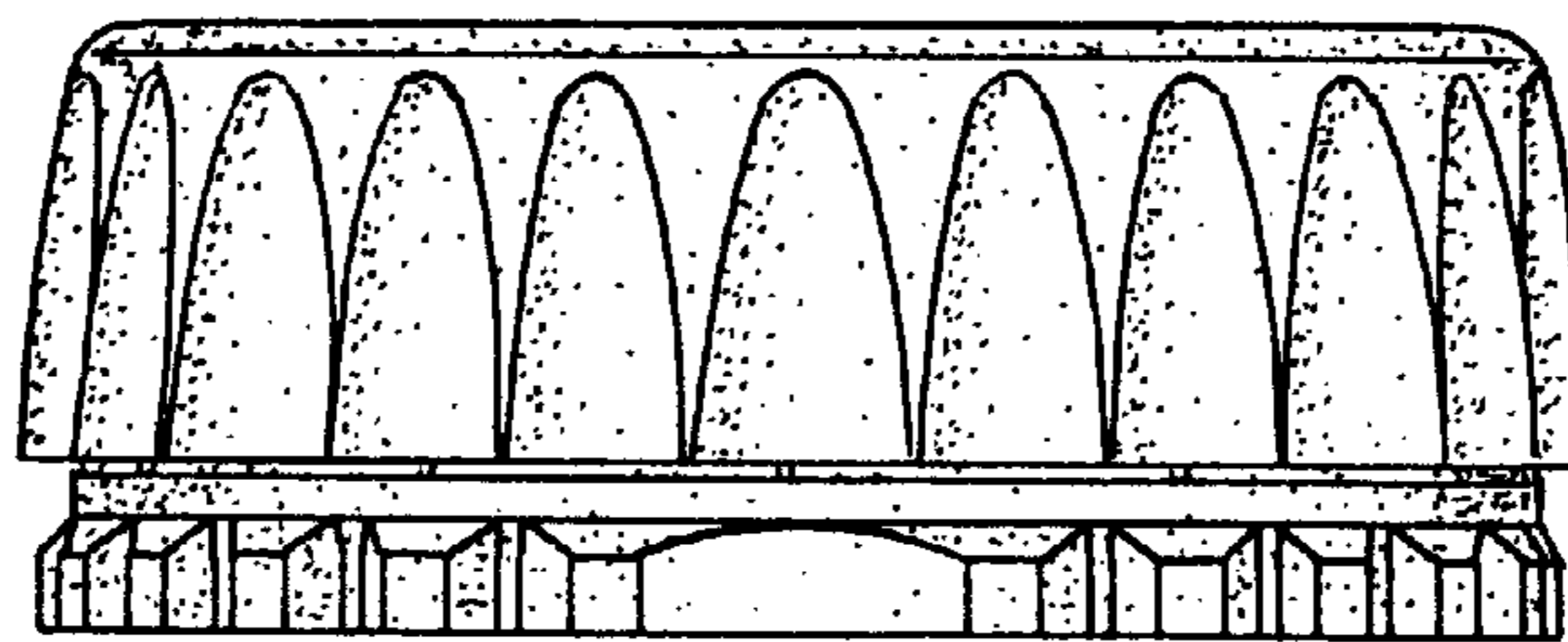


FIG. 3

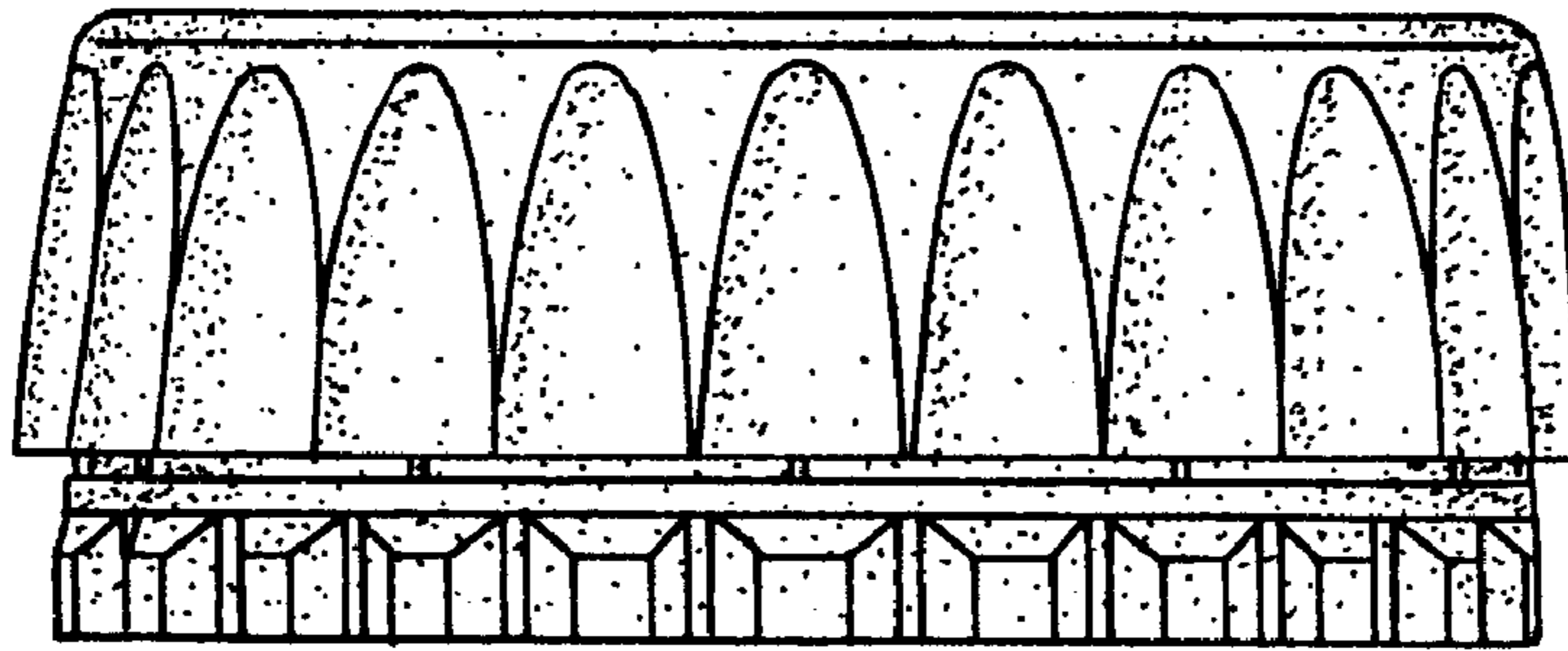


FIG. 4

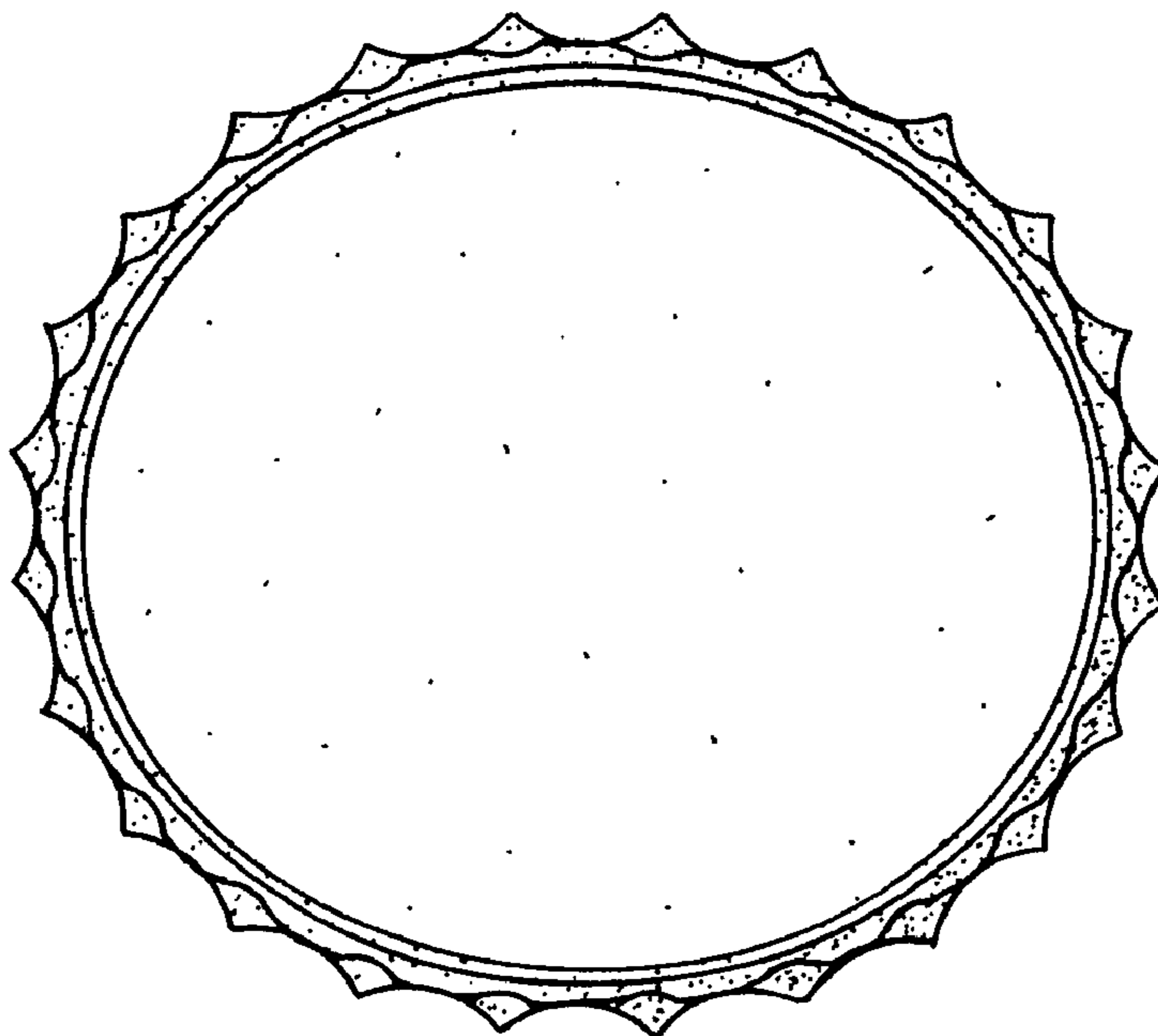


FIG. 5

UNITED STATES PATENT AND TRADEMARK OFFICE
CERTIFICATE OF CORRECTION

PATENT NO. : Des. 463,281 S
DATED : September 24, 2002
INVENTOR(S) : Rodney Malcolm Druitt

Page 1 of 3

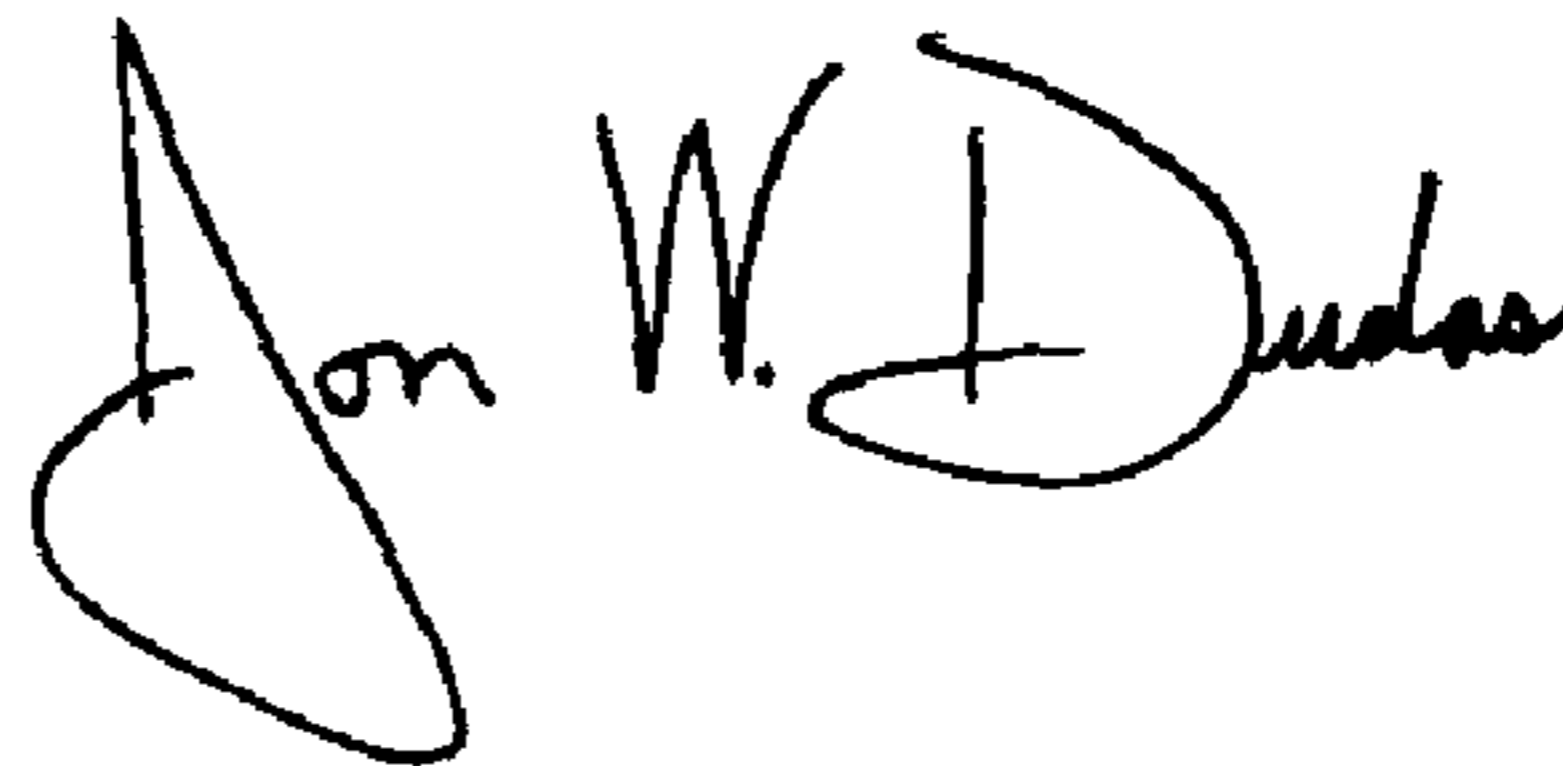
It is certified that error appears in the above-identified patent and that said Letters Patent is hereby corrected as shown below:

Drawings,

Delete Figures 2 and 5, and substitute therefor Figures 2 and 5, as shown on the attached page.

Signed and Sealed this

Seventeenth Day of August, 2004

A handwritten signature in black ink that reads "Jon W. Dudas". The signature is written in a cursive style with a large, looped initial "J".

JON W. DUDAS
Acting Director of the United States Patent and Trademark Office

U.S. Patent

Sep. 24, 2002

Sheet 1 of 2

D463,281 S




FIG. 2

U.S. Patent

Sep. 24, 2002

Sheet 3 of 3

D463,281 S




FIG. 5
