



US00D463255S

(12) **United States Design Patent**  
**Snyder**

(10) **Patent No.:** **US D463,255 S**

(45) **Date of Patent:** **\*\* Sep. 24, 2002**

(54) **DUCT HANGER**

(75) Inventor: **Darryl L. Snyder**, Canton, OH (US)

(73) Assignee: **Snyder National Corporation**, Canton, OH (US)

(\*\*) Term: **14 Years**

(21) Appl. No.: **29/137,381**

(22) Filed: **Feb. 20, 2001**

(51) **LOC (7) Cl.** ..... **08-05**

(52) **U.S. Cl.** ..... **D8/373**

(58) **Field of Search** ..... D8/373, 354, 365,  
D8/349, 366, 371; 24/350; 248/300, 301,  
317, 200, 217.3, 215, 214, 211, 244, 304,  
341, 339, 227; 411/466, 421; 211/115, 116,  
113

(56) **References Cited**

**U.S. PATENT DOCUMENTS**

2,264,666	A	12/1941	Hexdall	
RE22,644	E	* 5/1945	Stroben	248/301
2,563,242	A	8/1951	Hexdall	
3,163,389	A	* 12/1964	Thornburgh	248/301
3,313,509	A	* 4/1967	Lockert	248/244
3,458,166	A	7/1969	Lanz	
5,845,887	A	* 12/1998	Patti	248/301

**FOREIGN PATENT DOCUMENTS**

CA 880170 9/1971

**OTHER PUBLICATIONS**

Hexdall Hanger Advertising Brochure, undated.

\* cited by examiner

*Primary Examiner*—Pamela Burgess

(74) *Attorney, Agent, or Firm*—Sand & Sebolt

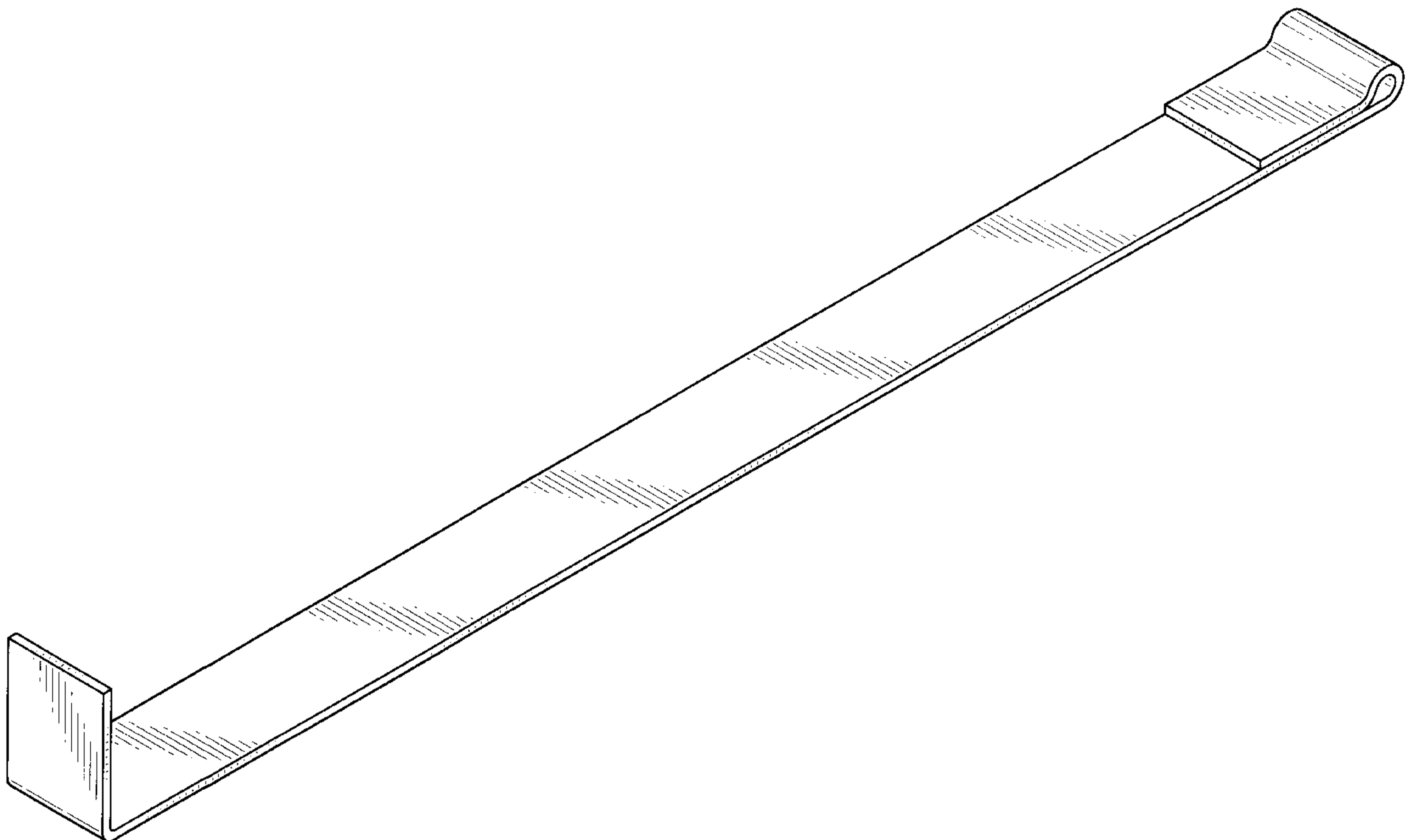
(57) **CLAIM**

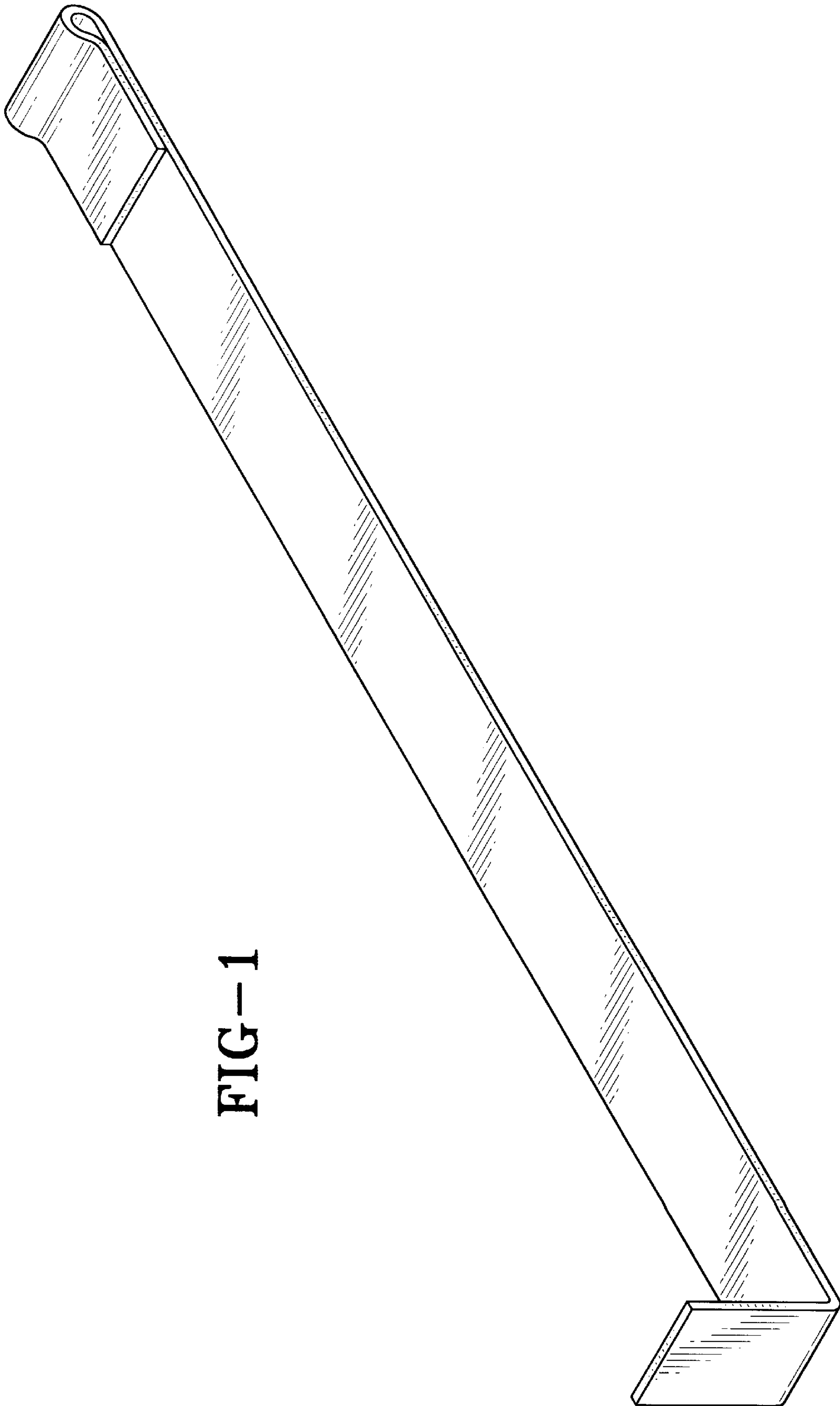
The ornamental design for the duct hanger, as shown and described.

**DESCRIPTION**

FIG. 1 is a perspective view of a duct hanger showing my new design;  
 FIG. 2 is a top plan view of the duct hanger of FIG. 1;  
 FIG. 3 is a front elevational view of FIG. 2;  
 FIG. 4 is a bottom plan view of FIG. 2;  
 FIG. 5 is a left side view of FIG. 2;  
 FIG. 6 is a right side view of FIG. 2;  
 FIG. 7 is a perspective view of an alternative embodiment of the duct hanger of FIG. 1;  
 FIG. 8 is a top plan view of the duct hanger of FIG. 7;  
 FIG. 9 is a front elevation view of FIG. 2;  
 FIG. 10 is a bottom plan view of FIG. 8;  
 FIG. 11 is a left side elevation view of FIG. 8; and,  
 FIG. 12 is a right side elevation view of FIG. 8.

**1 Claim, 4 Drawing Sheets**





**FIG-1**




FIG-2




FIG-3

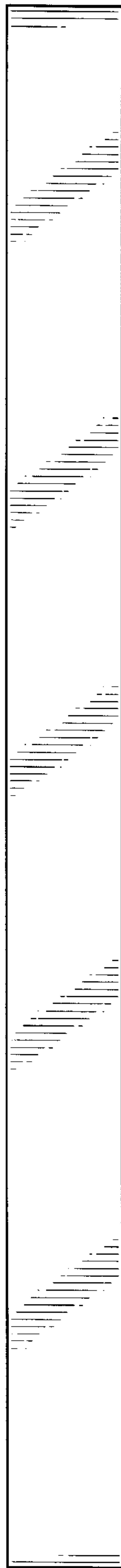


FIG-4




FIG-5




FIG-6

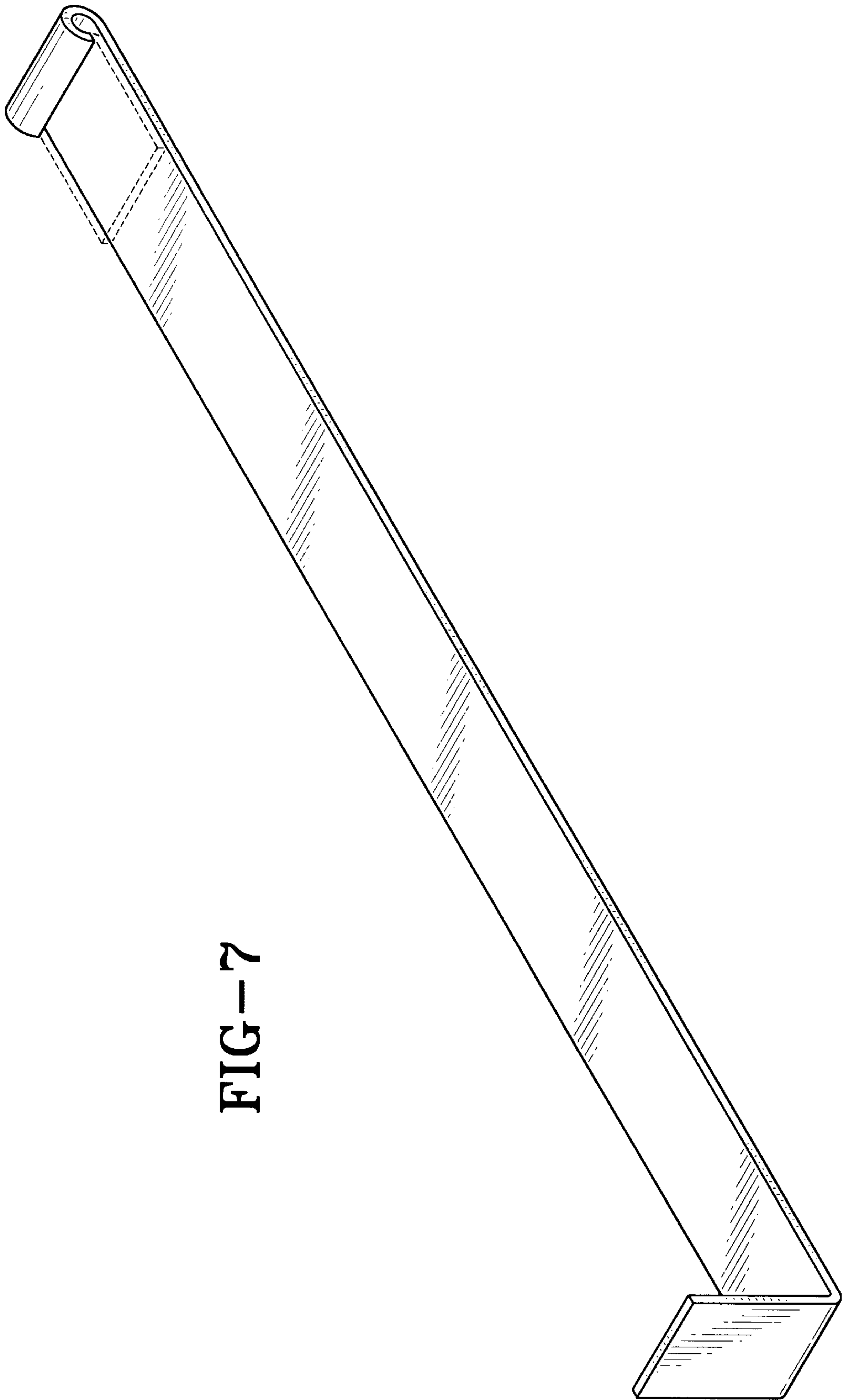


FIG-7




FIG-8




FIG-9

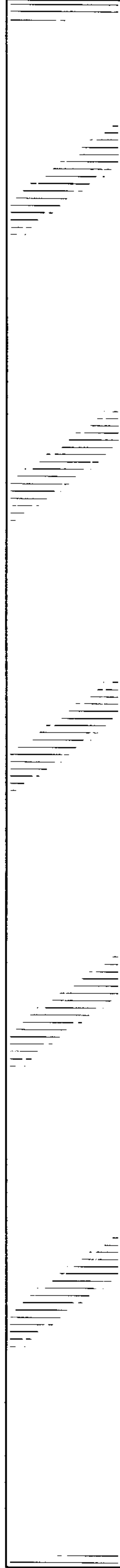


FIG-10




FIG-11




FIG-12