



US00D463245S

(12) **United States Design Patent**  
**Daams**

(10) **Patent No.:** **US D463,245 S**

(45) **Date of Patent:** **\*\* Sep. 24, 2002**

(54) **LATCH**

(75) **Inventor:** **Rudolphus Cornelis Henricus Daams,**  
Eindhoven (NL)

(73) **Assignee:** **Brabantia Nederland B.V.,** Waalre  
(NL)

(\*\*) **Term:** **14 Years**

(21) **Appl. No.:** **29/122,400**

(22) **Filed:** **Apr. 26, 2000**

(30) **Foreign Application Priority Data**

Oct. 27, 1999 (BX) ..... 76325-02

(51) **LOC (7) Cl.** ..... **08-06**

(52) **U.S. Cl.** ..... **D8/302; D8/307**

(58) **Field of Search** ..... D8/300-302, 307,  
D8/145; 292/336.3, DIG. 37, DIG. 38;  
16/110.1; 220/324-326, 260, 810, 752,  
263, 908, 318, 321; D34/8, 10

(56) **References Cited**

**U.S. PATENT DOCUMENTS**

1,773,693 A \* 8/1930 Stirrup

3,709,538 A \* 1/1973 Seitz et al. .... 292/DIG. 38  
4,270,668 A \* 6/1981 Berfield  
5,520,303 A \* 5/1996 Bernstein et al. .... 220/908  
5,702,135 A \* 12/1997 Burress  
5,706,968 A \* 1/1998 Riley  
6,050,441 A \* 4/2000 Kuo

\* cited by examiner

*Primary Examiner*—B. J. Bullock

(74) *Attorney, Agent, or Firm*—Leydig, Voit & Mayer, Ltd.

(57) **CLAIM**

The ornamental design for a latch, as shown and described.

**DESCRIPTION**

FIG. 1 is a side elevational view of a latch; and,  
FIG. 2 is a top plan view thereof.

The other side elevational view thereof is symmetrical to the  
side elevational view shown in FIG. 1.

**1 Claim, 1 Drawing Sheet**

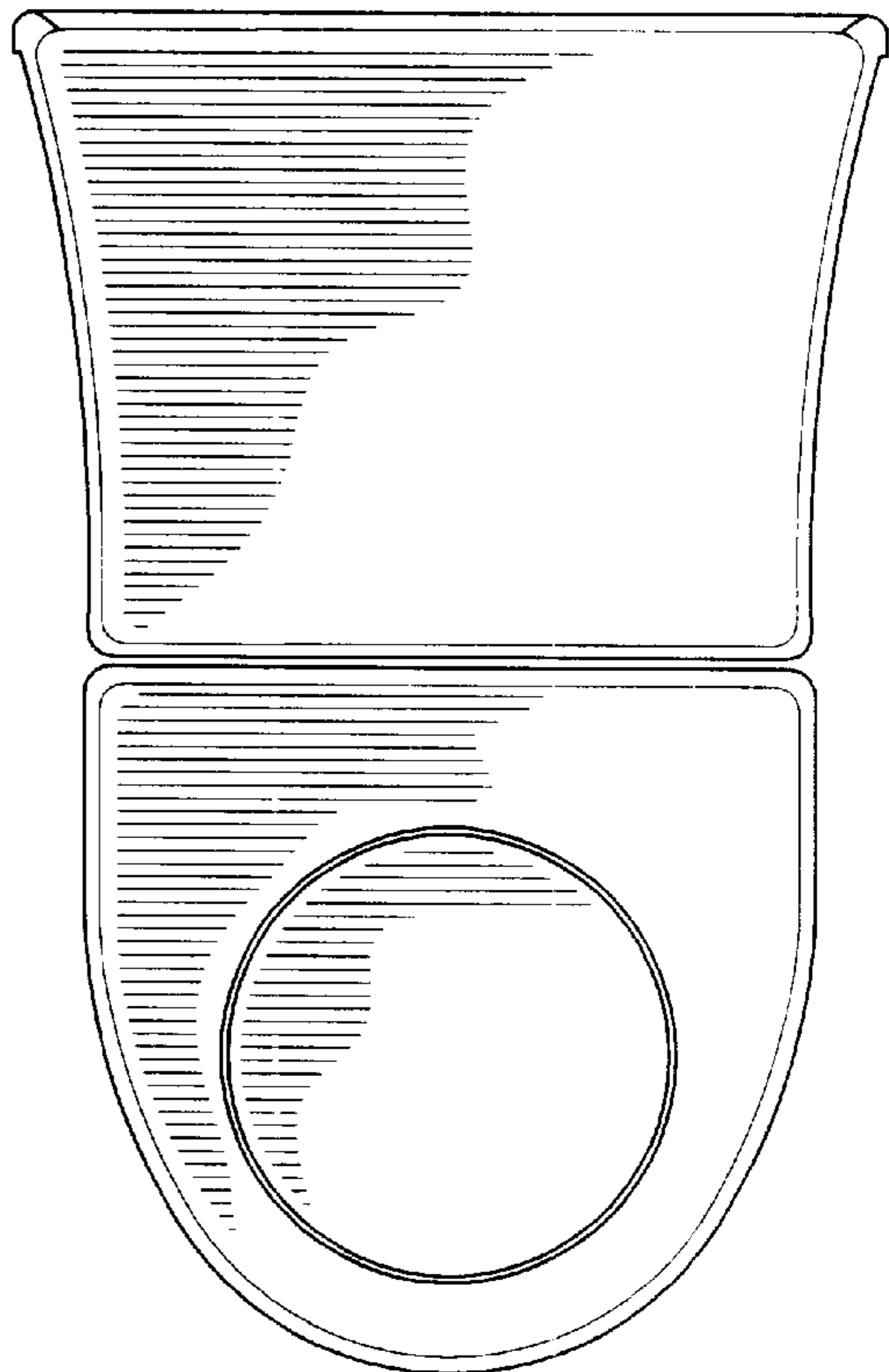
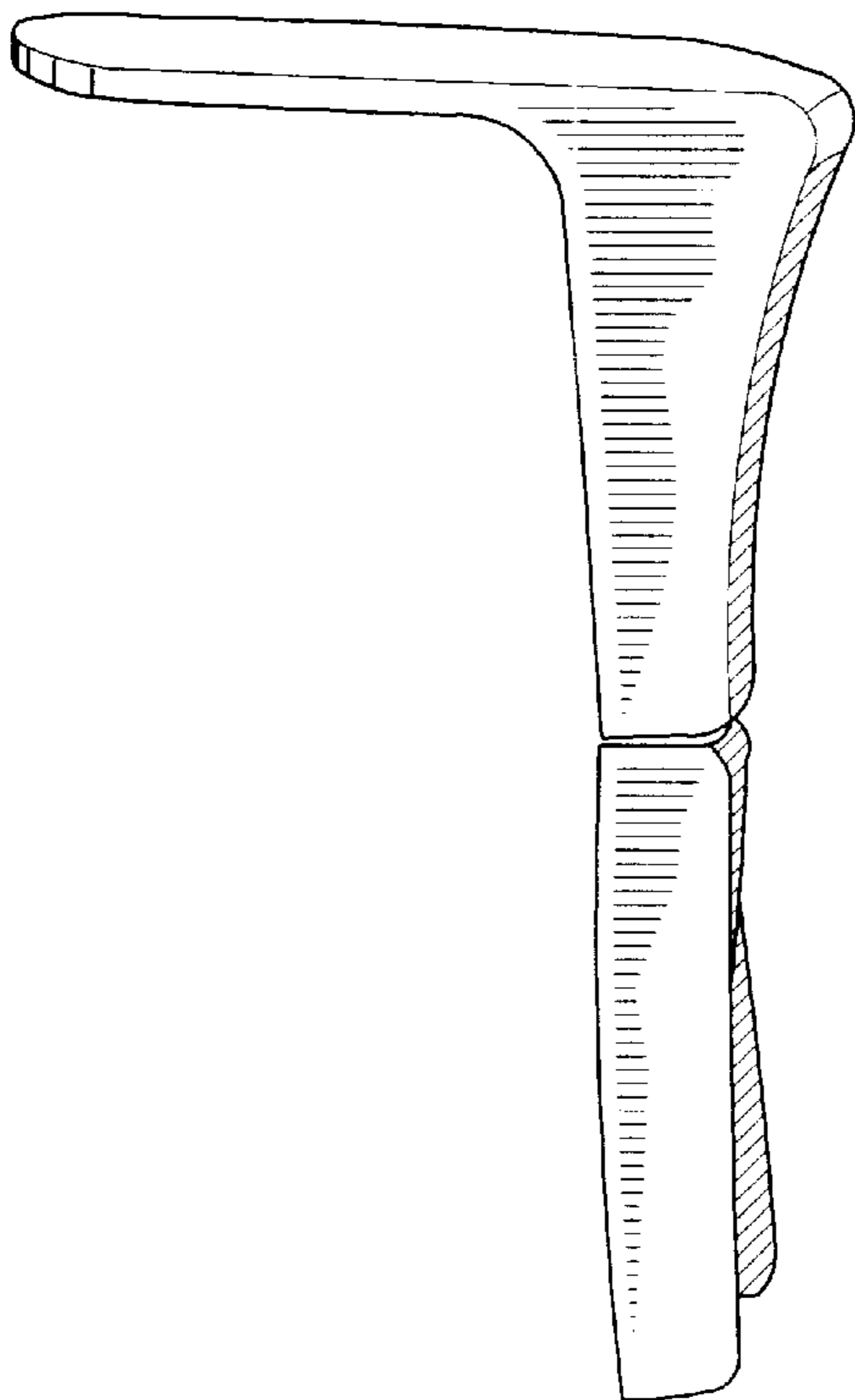


FIG. 1

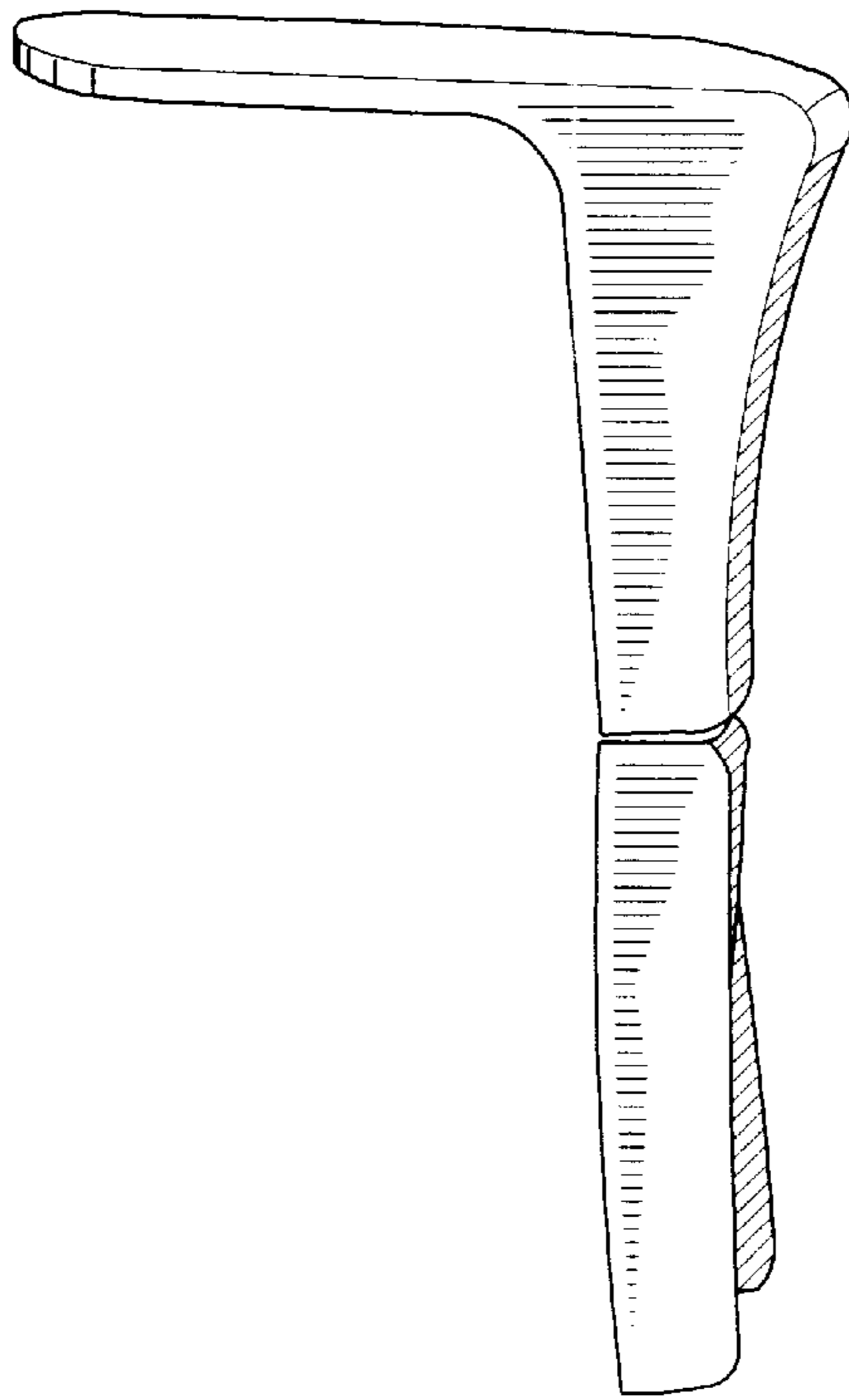


FIG. 2

