



US00D463215S

(12) **United States Design Patent**
Huang et al.

(10) **Patent No.:** **US D463,215 S**

(45) **Date of Patent:** **** Sep. 24, 2002**

(54) **WOK ADAPTER FOR WOK COOKING PANS**

(75) Inventors: **Daiying Huang**, Chicago, IL (US);
Brian D. Furlong, Westchester, IL
(US); **Timothy K. Nowack**, Chicago,
IL (US); **Michael R. Jensen**, Roselle,
IL (US)

(73) Assignee: **Ignite Design LLC**, Chicago, IL (US)

(**) Term: **14 Years**

(21) Appl. No.: **29/147,775**

(22) Filed: **Sep. 5, 2001**

(51) **LOC (7) Cl.** **07-02**

(52) **U.S. Cl.** **D7/409**; D7/213; D7/388

(58) **Field of Search** D7/323, 354-361,
D7/388, 409, 213; 126/215; 219/432

(56) **References Cited**

U.S. PATENT DOCUMENTS

D216,270 S * 12/1969 Beckman D7/388
D265,882 S * 8/1982 Shih D7/388

4,435,638 A * 3/1984 Simon et al. 219/432
4,607,613 A * 8/1986 Toldi 126/215
D399,386 S * 10/1998 Goodman D7/388
D405,290 S * 2/1999 Hollinger D7/388 X

* cited by examiner

Primary Examiner—Caron D. Veynar

(74) *Attorney, Agent, or Firm*—Piper Rudnick

(57) **CLAIM**

The ornamental design for a wok adapter for wok cooking
pans, as shown.

DESCRIPTION

FIG. 1 is a right front perspective view of the wok adapter
for wok cooking pans;
FIG. 2 is a back elevational view thereof;
FIG. 3 is a front elevational view thereof;
FIG. 4 is a left side elevational view thereof;
FIG. 5 is a right side elevational view thereof;
FIG. 6 is a top plan view thereof; and,
FIG. 7 is a bottom plan view thereof.

1 Claim, 2 Drawing Sheets

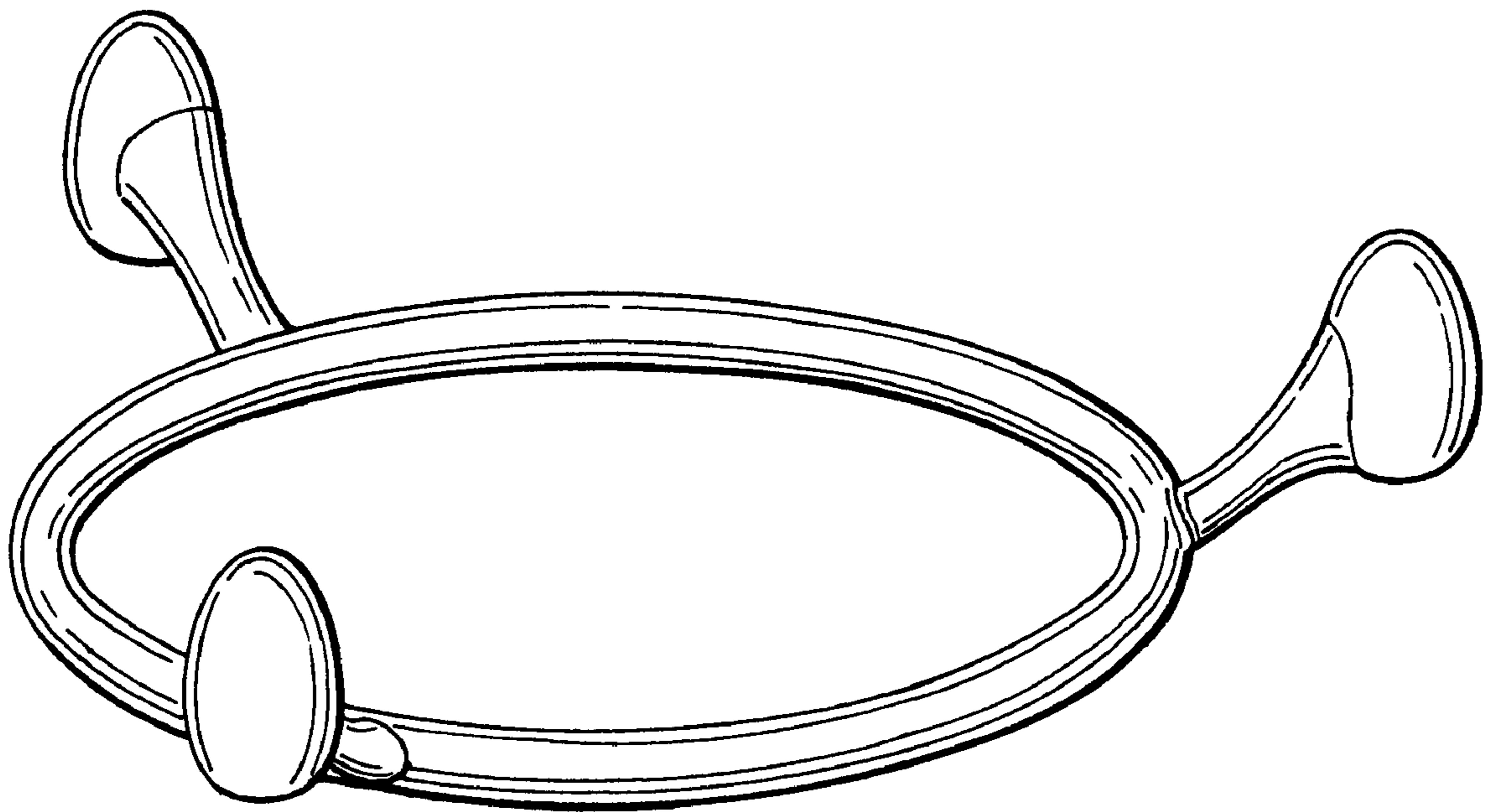


FIG.1

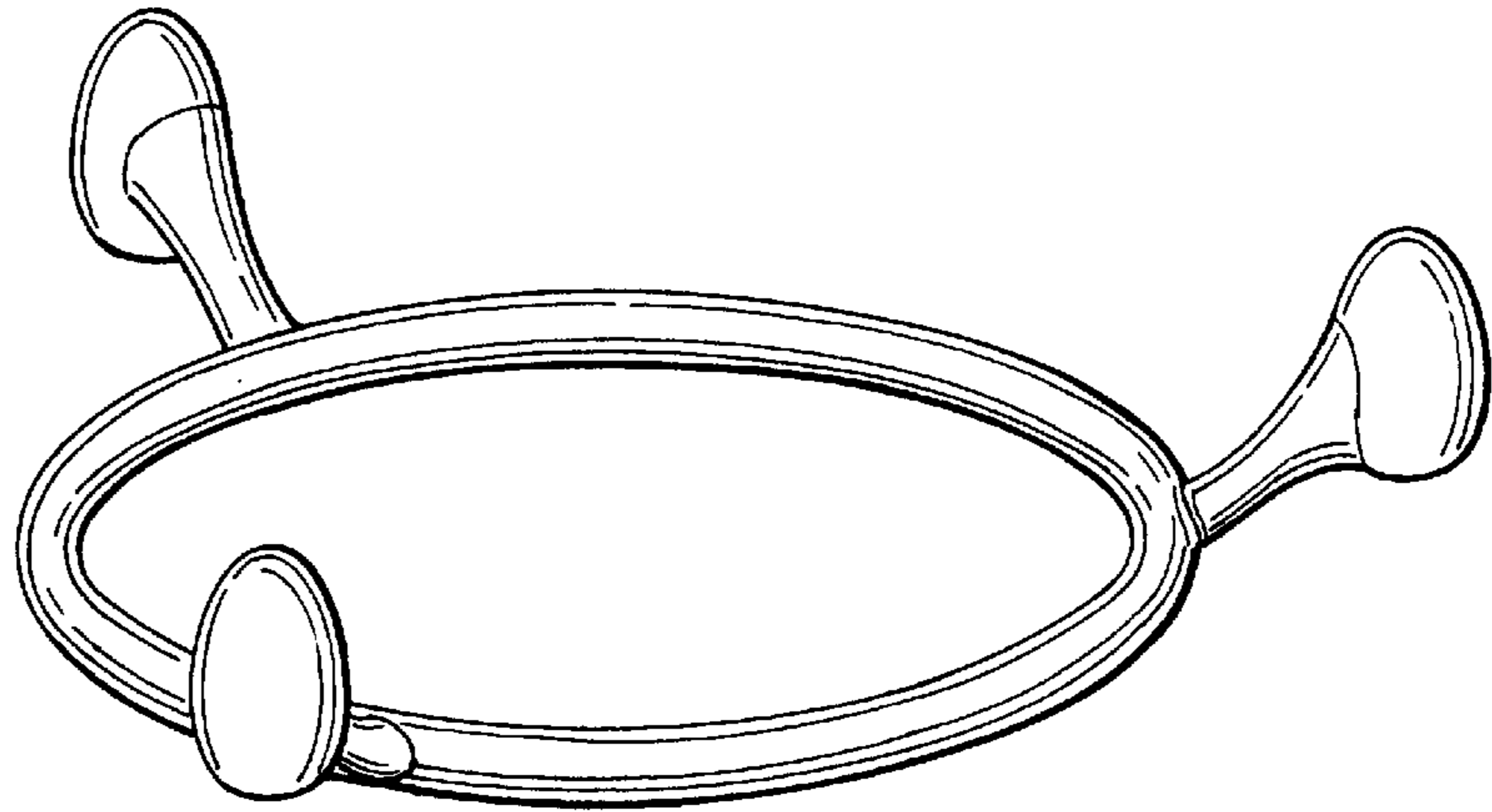


FIG. 2

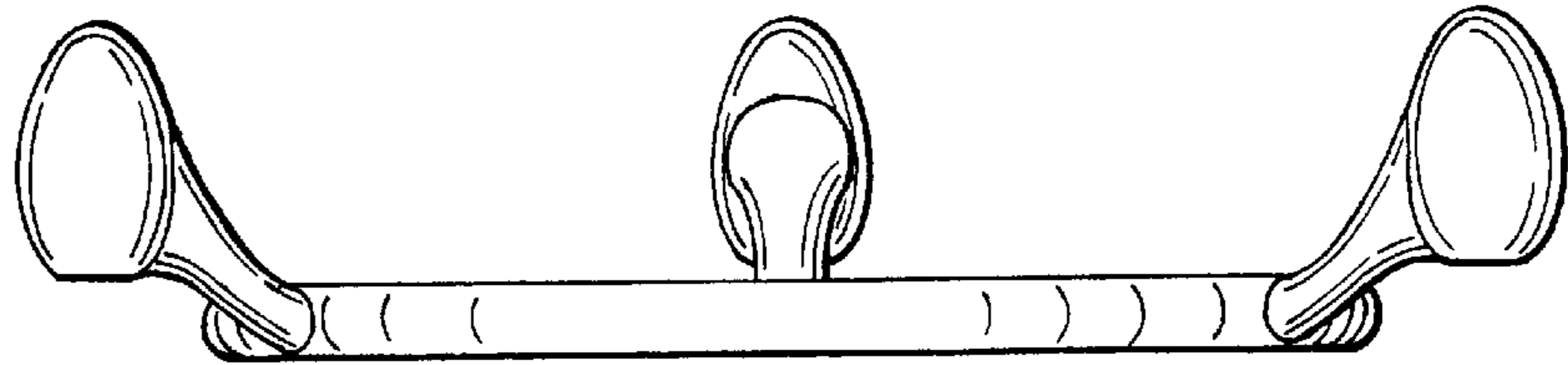


FIG. 3




FIG. 4




FIG. 5



FIG.6

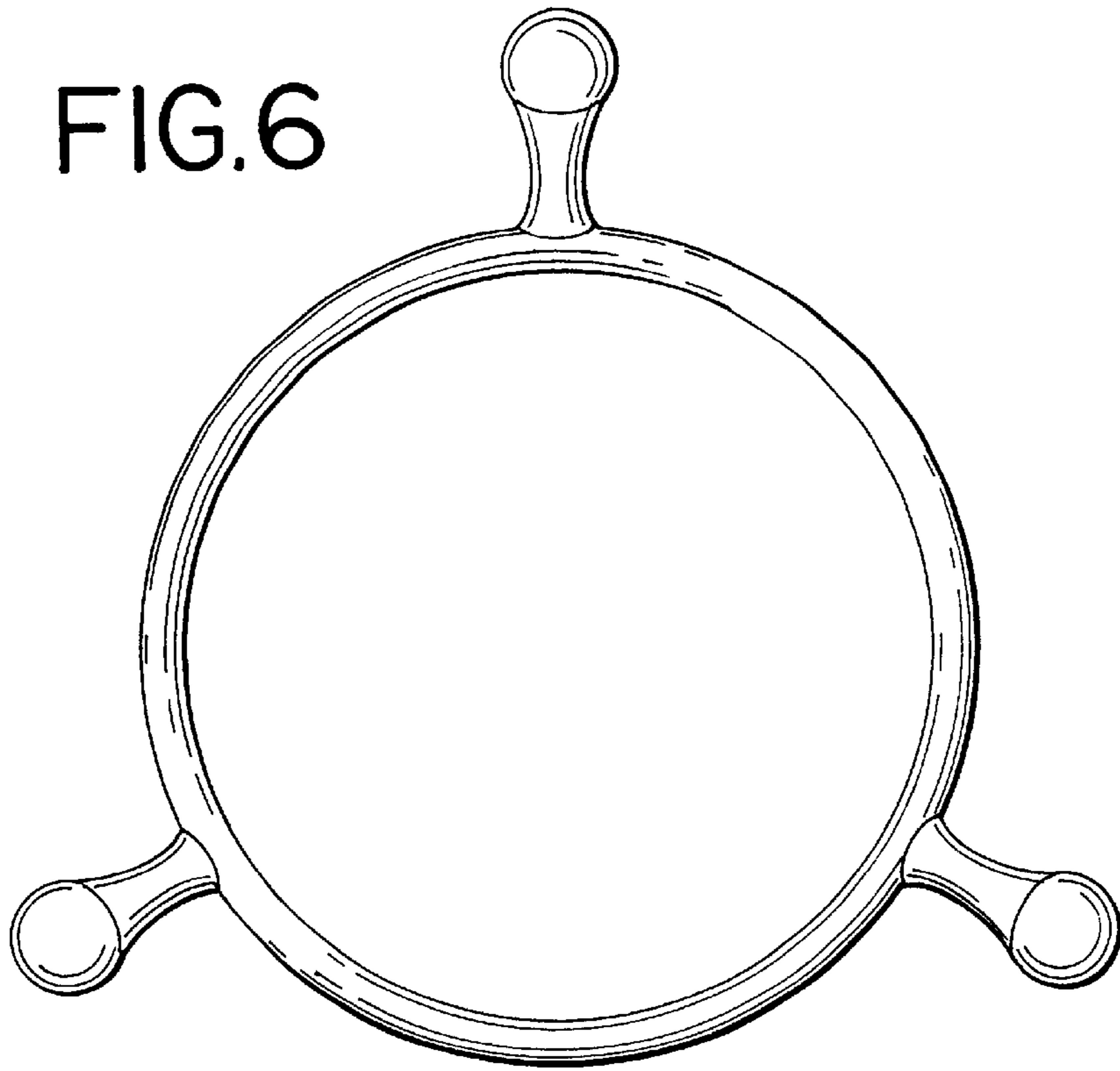


FIG.7

