



US00D463212S

(12) **United States Design Patent**
Hwang

(10) **Patent No.:** **US D463,212 S**

(45) **Date of Patent:** **** Sep. 24, 2002**

- (54) **TRIM FOR MICROWAVE OVEN**
- (75) Inventor: **Sue Yeon Hwang**, Seoul (KR)
- (73) Assignee: **LG Electronics Inc.**, Seoul (KR)
- (**) Term: **14 Years**
- (21) Appl. No.: **29/144,104**
- (22) Filed: **Jun. 27, 2001**
- (30) **Foreign Application Priority Data**
Dec. 27, 2000 (KR) 2000-33341
- (51) **LOC (7) Cl.** **07-02**
- (52) **U.S. Cl.** **D7/402**
- (58) **Field of Search** D7/350.1, 350.2,
D7/350.3, 350.4, 351, 402, 405-406, 332,
337, 354, 361-362, 365-367; D3/276; 126/273 A,
275 R, 275 E, 19 M, 21 R; 219/678, 756-758;
99/DIG. 14, 421 R, 340-341, 350, 421 H,
448; 40/700, 768, 765; 294/142

D387,241 S * 12/1997 Noda et al. D7/351
D443,147 S * 6/2001 Vincent D6/300

* cited by examiner

Primary Examiner—Ruth McInroy

(74) *Attorney, Agent, or Firm*—Birch, Stewart, Kolasch & Birch, LLP

(57) **CLAIM**

The ornamental design for a trim for microwave oven, as shown and described.

DESCRIPTION

FIG. 1 is a perspective view of trim for microwave oven showing my new design;
 FIG. 2 is a front elevational view thereof;
 FIG. 3 is a rear elevational view thereof;
 FIG. 4 is a left-side elevational view thereof;
 FIG. 5 is a right-side elevational view thereof;
 FIG. 6 is a top plan view thereof;
 FIG. 7 is a bottom plan view thereof; and,
 FIG. 8 is a front elevational view thereof, showing the trim used in connection with a microwave oven in a wall mounted state.
 The phantom lines shown in FIG. 8 are provided for environmental purposes only and do not form part of the claimed design.

(56) **References Cited**

U.S. PATENT DOCUMENTS

- D309,691 S * 8/1990 Yamagami et al. D7/351
- D366,591 S * 1/1996 Kim D7/351
- D385,154 S * 10/1997 Weiss et al. D7/405

1 Claim, 5 Drawing Sheets

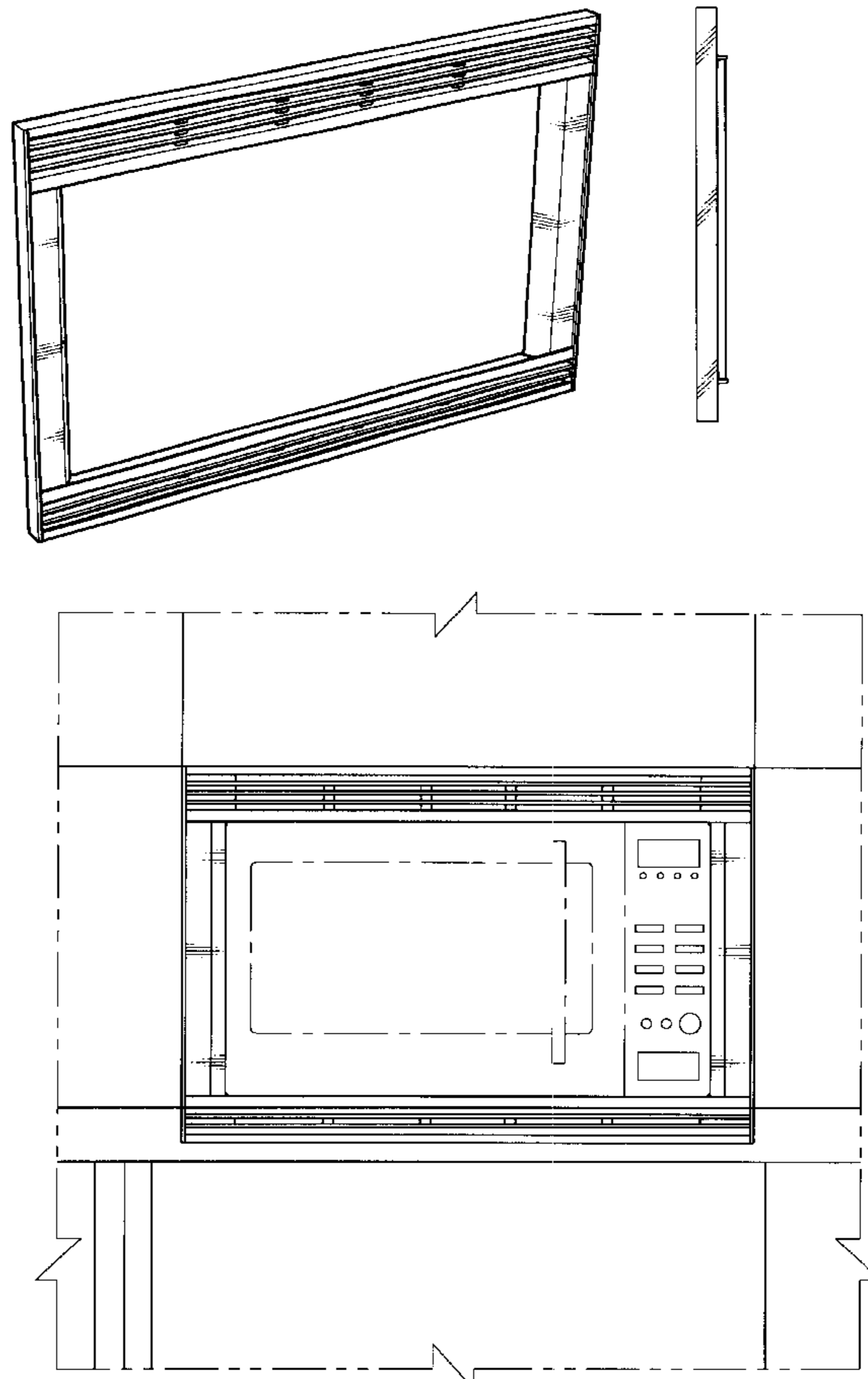


FIG. 1

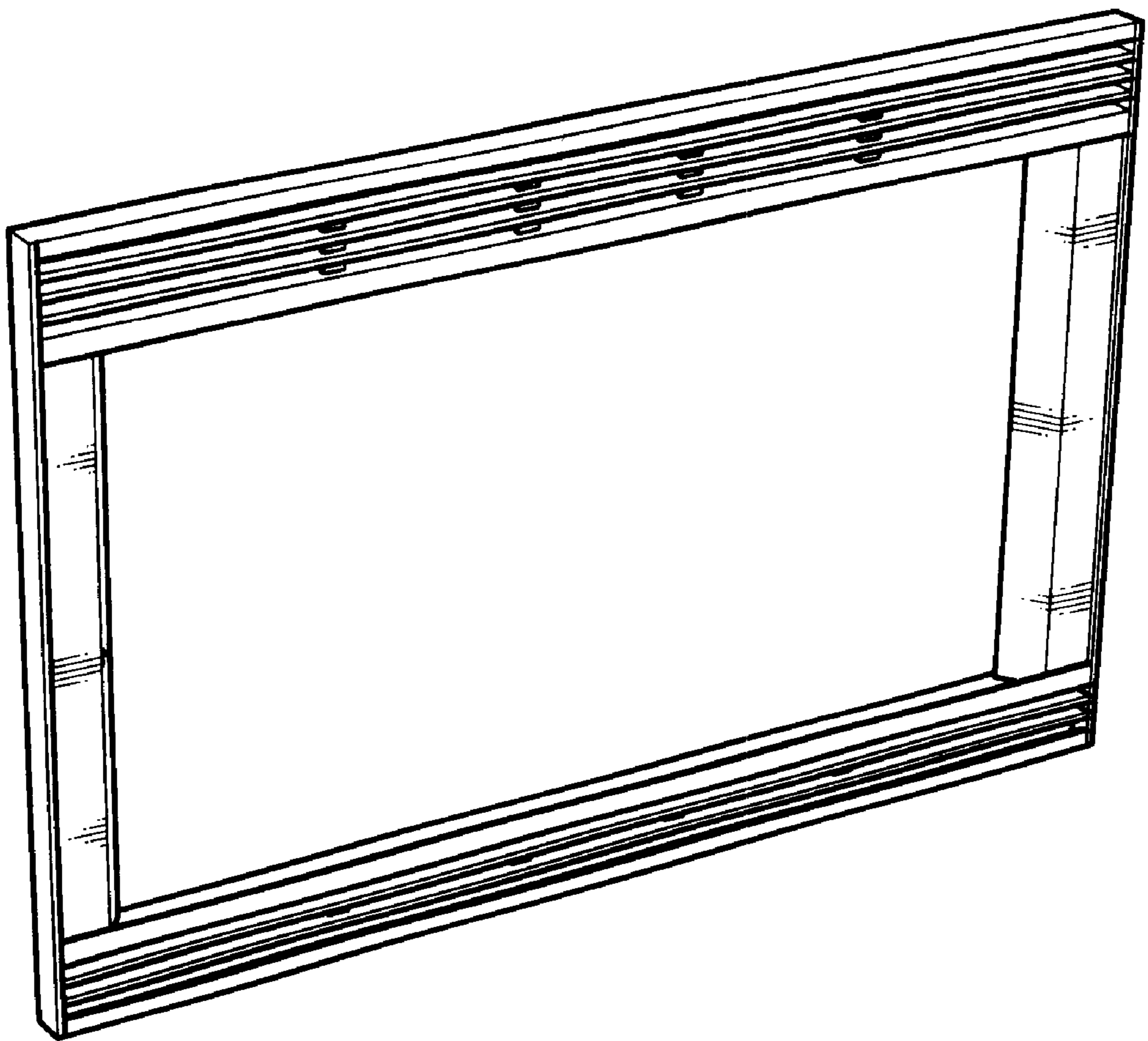


FIG. 2

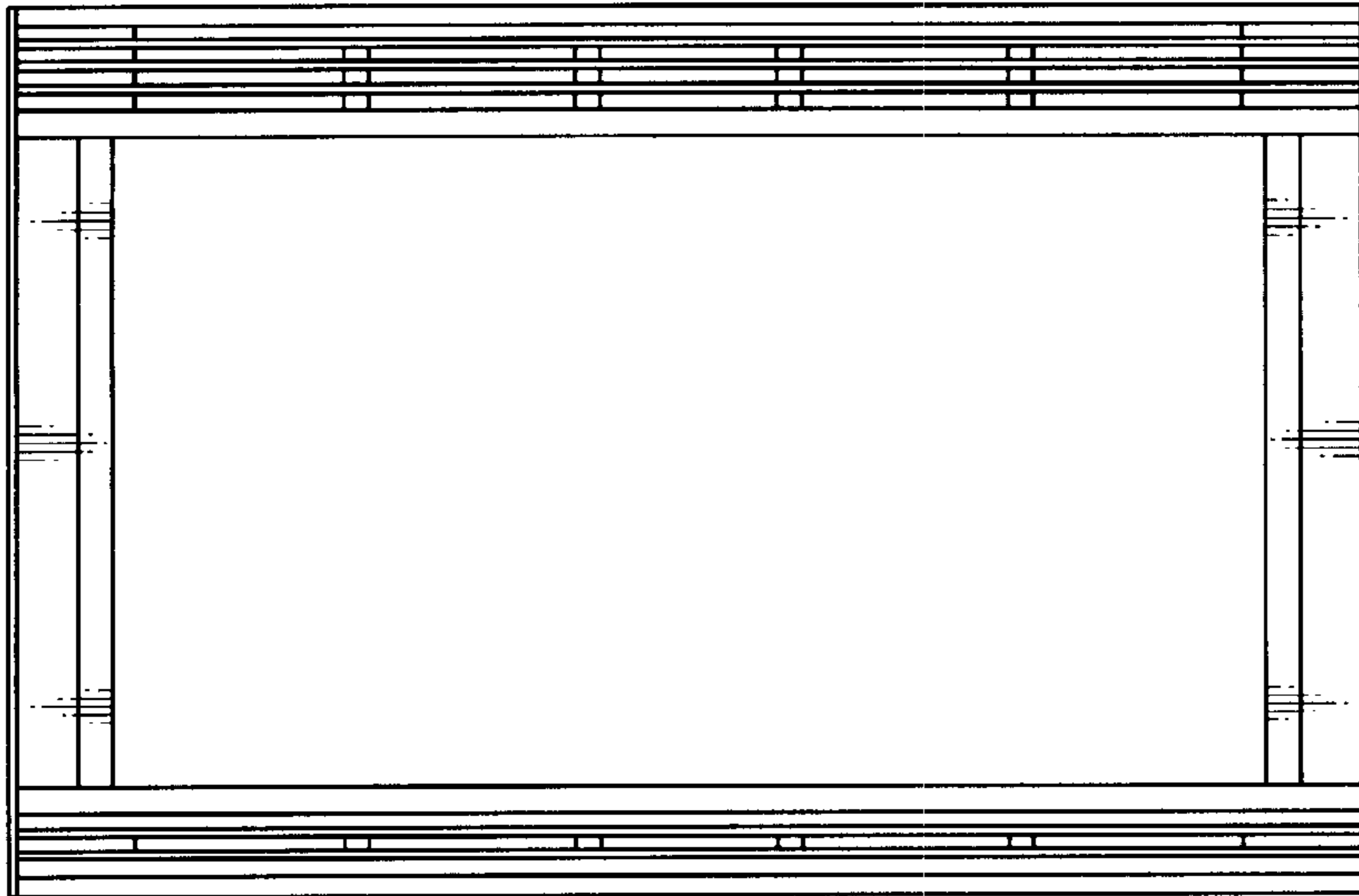


FIG. 3




FIG. 4



FIG. 5



FIG. 6

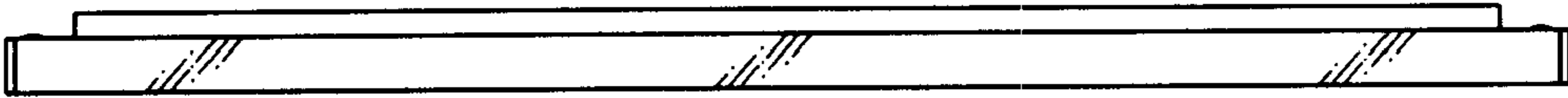


FIG. 7



FIG. 8

