



US00D463211S

(12) **United States Design Patent**
Norris et al.

(10) **Patent No.:** **US D463,211 S**
(45) **Date of Patent:** **** Sep. 24, 2002**

(54) **PLATE FOR BEVERAGEWARE**
(75) Inventors: **Daniel A. Norris**, Williamsville, NY
(US); **Ron Lapsker**, Maple (CA)
(73) Assignee: **Starline USA, Inc.**, Grand Island, NY
(US)
(**) Term: **14 Years**

D211,444 S * 6/1968 Hill et al. D20/42
D300,642 S * 4/1989 Pawlik et al. D20/10
D347,024 S * 5/1994 Rabus D20/22
5,339,548 A * 8/1994 Russell 40/324
5,729,922 A * 3/1998 Peterson et al. 40/324
D453,357 S * 2/2002 Salemi et al. D20/22
6,378,906 B1 * 4/2002 Pennaz 283/81

* cited by examiner

Primary Examiner—M. N. Pandozzi
(74) *Attorney, Agent, or Firm*—Hodgson Russ LLP

(21) Appl. No.: **29/157,598**
(22) Filed: **Mar. 21, 2002**

(57) **CLAIM**

(51) **LOC (7) Cl.** **07-99**
(52) **U.S. Cl.** **D7/396.2; D7/396.4; D7/396.1;**
D7/397; D20/42

The ornamental design for a plate for beverageware, as shown and described.

(58) **Field of Search** D7/387, 396.1,
D7/396.2, 396.3, 396.4; 220/704; 210/469;
99/316; 24/3.1; D20/10, 22, 42; 40/631,
324


DESCRIPTION

(56) **References Cited**
U.S. PATENT DOCUMENTS

FIG. 1 is a perspective view of a plate showing our new design;
FIG. 2 is a front elevational view thereof;
FIG. 3 is a rear elevational view thereof;
FIG. 4 is a left hand side elevation view thereof; the right hand side view thereof being a mirror image of the side shown;
FIG. 5 is a top plan view thereof; and,
FIG. 6 is a bottom plan view thereof.
The broken line showing of a beverage container in FIG. 1 is for illustrative purposes only and forms no part of the claimed design.

D24,181 S * 4/1895 May D20/22
1,739,971 A * 12/1929 Kent 40/631
1,944,045 A * 1/1934 Trampier, Sr. 220/716
2,198,059 A * 4/1940 Pistorius 210/469
2,260,411 A * 10/1941 Smith 24/3.1
2,591,606 A * 4/1952 Reed 99/316
2,744,631 A * 5/1956 Toombs 210/469
D180,460 S * 6/1957 Roody D7/407

1 Claim, 1 Drawing Sheet






FIG. 1

FIG. 2




FIG. 4




FIG. 3



FIG. 5

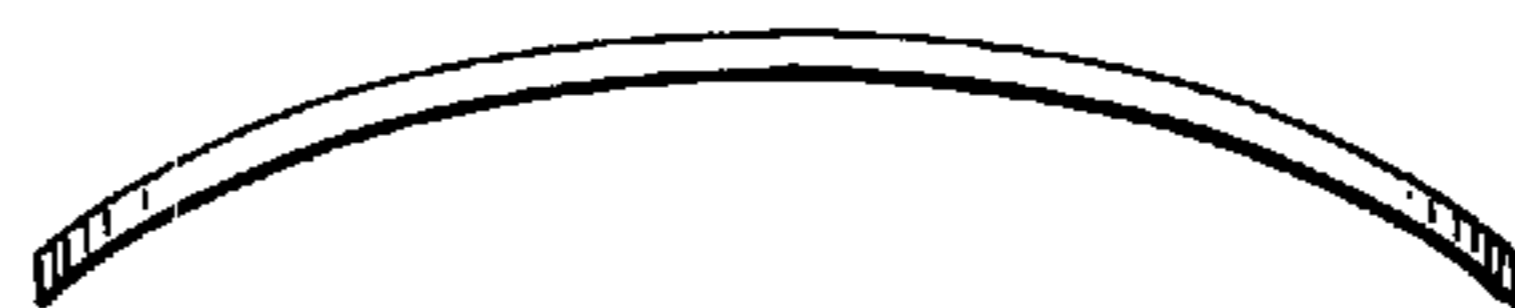


FIG. 6