



US00D463163S

(12) **United States Design Patent**  
**Lewis**

(10) **Patent No.:** **US D463,163 S**

(45) **Date of Patent:** **\*\* Sep. 24, 2002**

(54) **TABLE**

D449,469 S \* 10/2001 O'Hare et al. .... D6/480

(76) **Inventor:** **Sally Sirkin Lewis**, 715 Canon Dr.,  
Beverly Hills, CA (US) 90210

\* cited by examiner

(\*\*) **Term:** **14 Years**

*Primary Examiner*—Janice E. Seeger  
(74) *Attorney, Agent, or Firm*—Finnegan, Henderson,  
Farabow, Garrett & Dunner, LLP

(21) **Appl. No.:** **29/141,166**

(57) **CLAIM**

(22) **Filed:** **May 2, 2001**

The ornamental design for a table, as shown and described.

(51) **LOC (7) Cl.** ..... **06-03**

(52) **U.S. Cl.** ..... **D6/480**

(58) **Field of Search** ..... D6/480-489, 495-499;  
108/153.1, 155, 156, 157.1, 161; 248/188,  
188.1, 188.8

**DESCRIPTION**

FIG. 1 is a side and top perspective view of the table of my design;

FIG. 2 is a side view of the table (the other side view is a mirror image of this view and is not shown);

FIG. 3 is an end view of the table (the other end view is a mirror image of this view and is not shown); and,

FIG. 4 is a top view of the table.

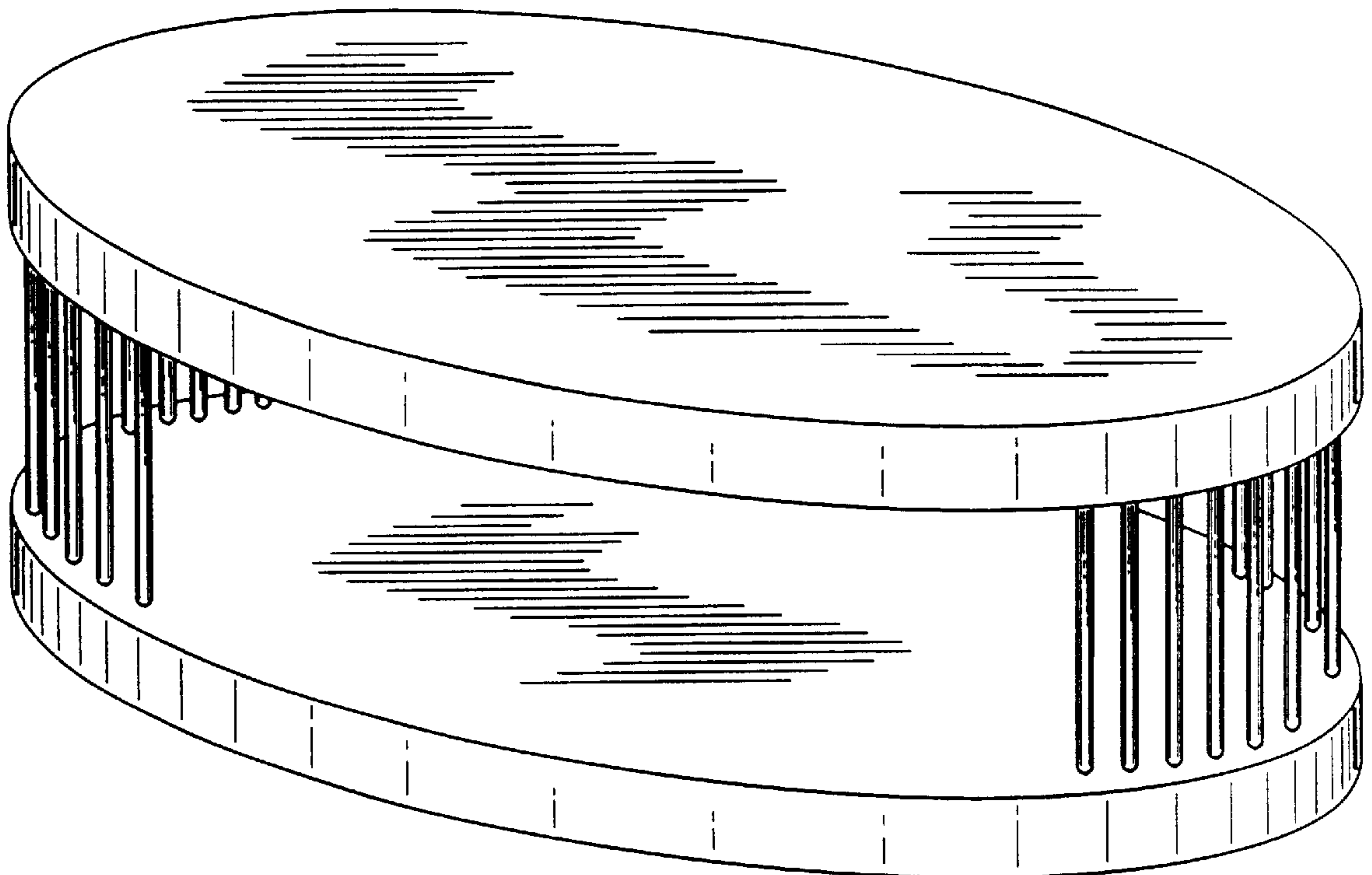
The bottom of the table is flat and unornamented.

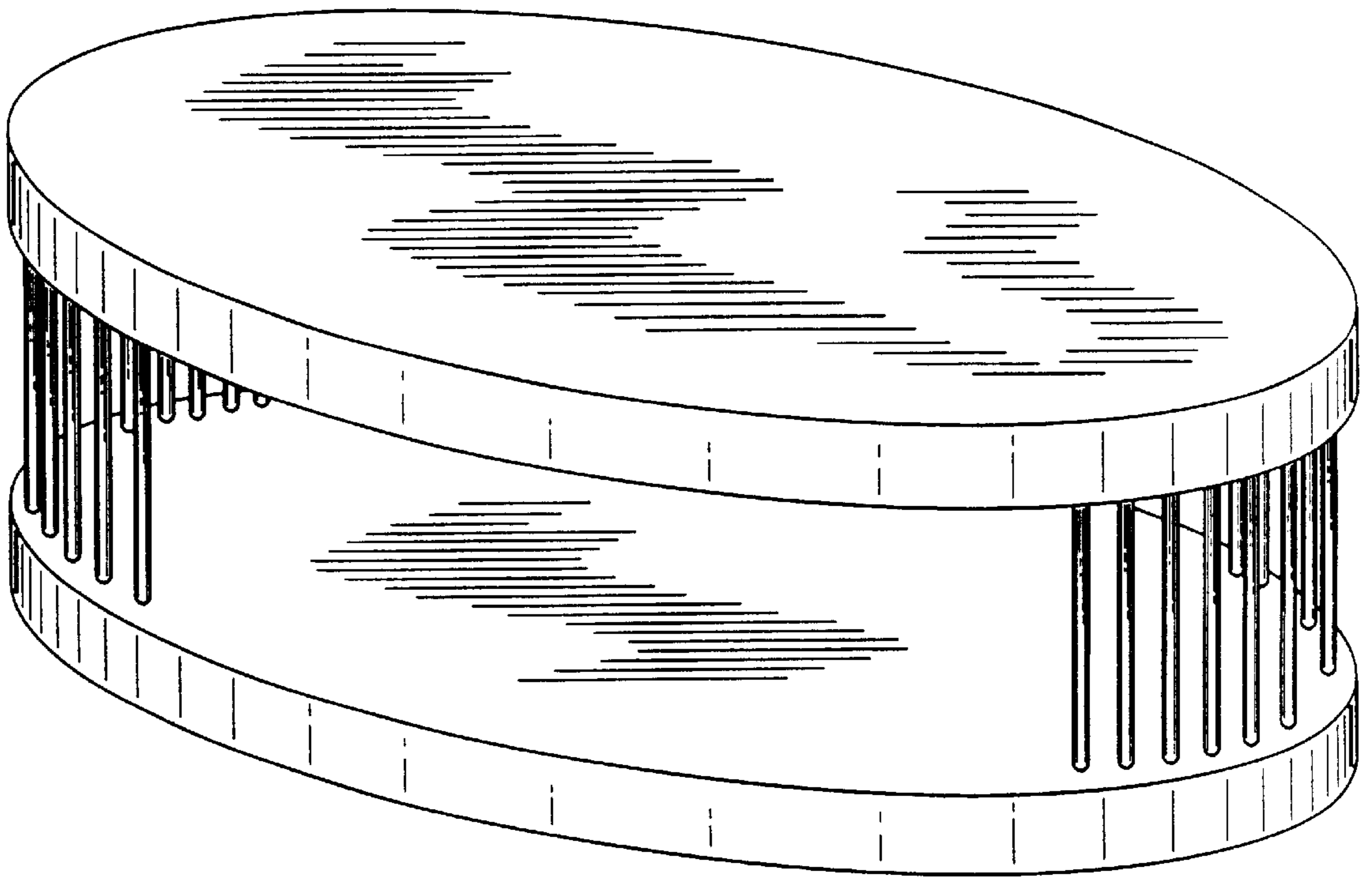
(56) **References Cited**

**U.S. PATENT DOCUMENTS**

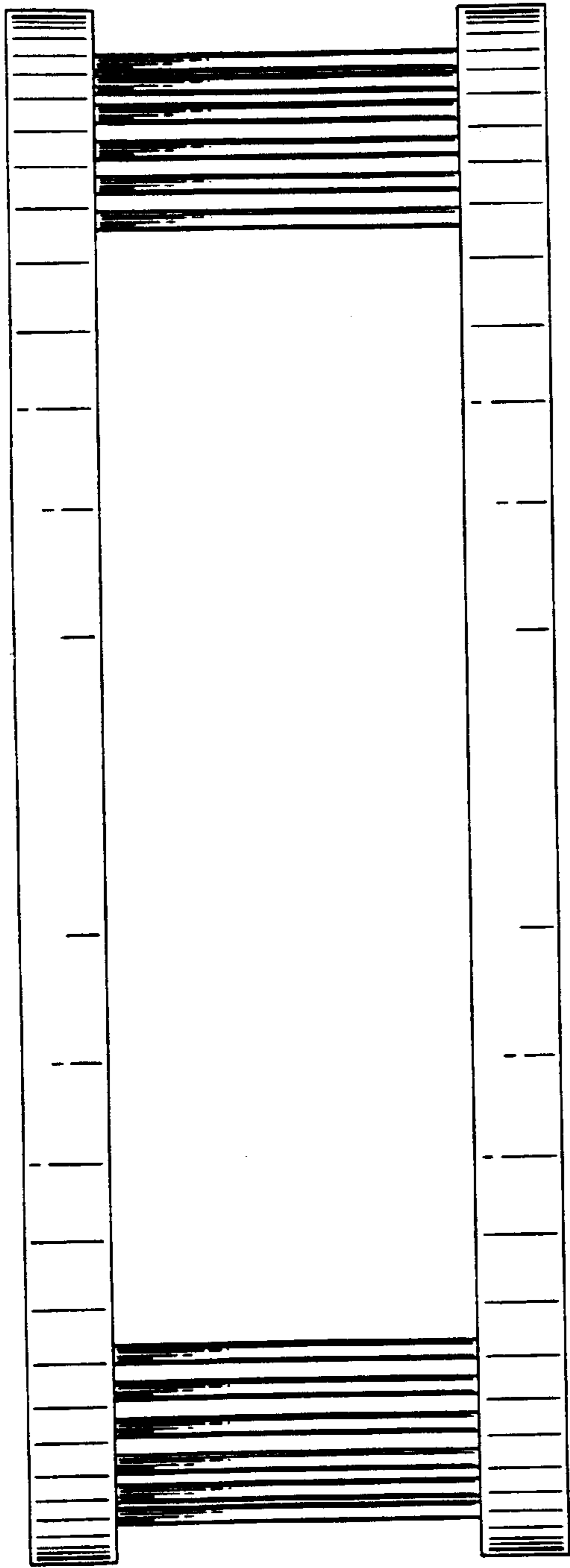
- D243,299 S \* 2/1977 Jackson ..... D6/452
- D298,705 S \* 11/1988 Johnson, Jr. .... D6/405
- D309,539 S \* 7/1990 Lewis ..... D6/479

**1 Claim, 3 Drawing Sheets**

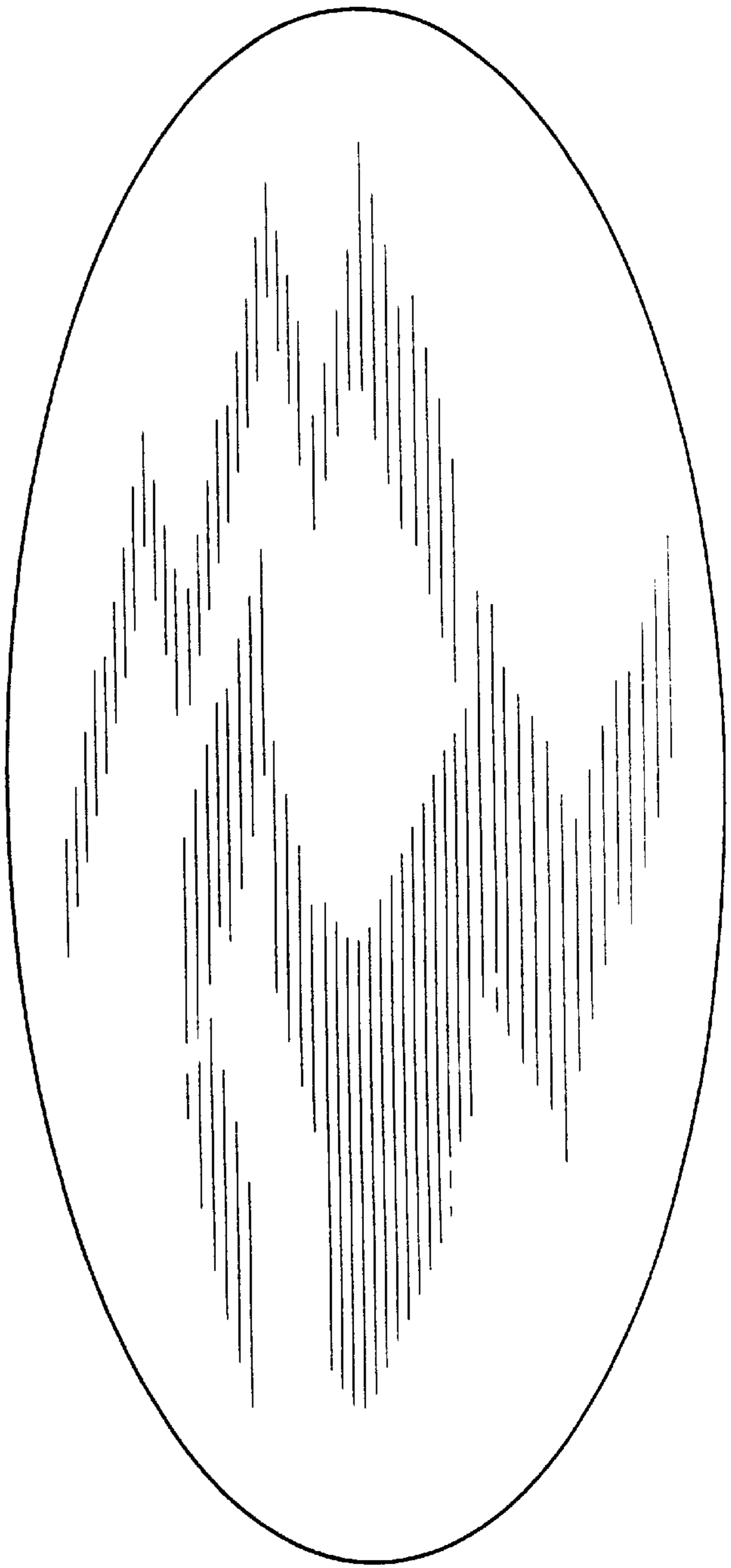





**FIG. 1**



**FIG. 2**



**FIG. 4**



***FIG. 3***