



US00D463157S

(12) **United States Design Patent**
Lenger

(10) **Patent No.:** **US D463,157 S**

(45) **Date of Patent:** **** Sep. 24, 2002**

(54) **BED FRAME**

(75) Inventor: **Sidney A. Lenger**, Kernersville, NC
(US)

(73) Assignee: **Schottenstein Stores Corporation**,
Columbus, OH (US)

(**) Term: **14 Years**

(21) Appl. No.: **29/149,868**

(22) Filed: **Oct. 17, 2001**

(51) **LOC (7) Cl.** **06-01**

(52) **U.S. Cl.** **D6/393**

(58) **Field of Search** D6/382, 389, 392-395,
D6/505-508; 5/53.1, 279.1, 280, 281, 907

(56) **References Cited**

U.S. PATENT DOCUMENTS

- D86,064 S * 1/1932 Squires D6/393
- D368,178 S * 3/1996 Walters, III et al. D6/393
- D404,217 S * 1/1999 Zaidman et al. D6/393

OTHER PUBLICATIONS

- Pennsylvania House, Jun. 1994, p. 111, bed at bottom left.*
- Pennsylvania House, Jun. 1994, p. 139, bed at top left.*

* cited by examiner

Primary Examiner—Janice E. Seeger
(74) *Attorney, Agent, or Firm*—Wood, Herron & Evans,
L.L.P.

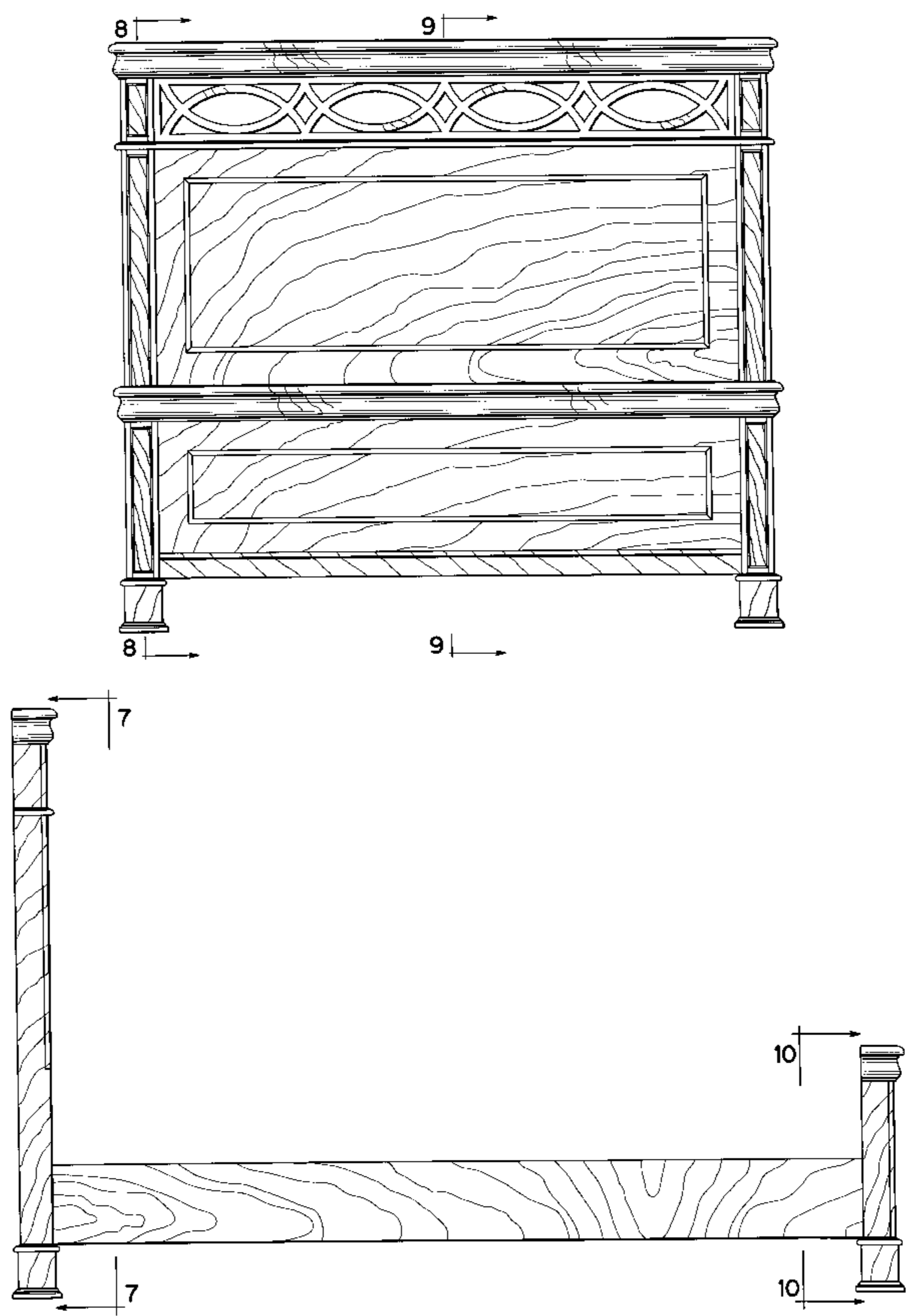
(57) **CLAIM**

The ornamental design for the bed frame, as shown and described.

DESCRIPTION

FIG. 1 is a front elevational view of the bed frame design of my new invention;
 FIG. 2 is a left side elevational view thereof;
 FIG. 3 is a rear elevational view thereof;
 FIG. 4 is a right side elevational view thereof;
 FIG. 5 is a top plan view thereof;
 FIG. 6 is a bottom plan view thereof;
 FIG. 7 is a vertical cross-sectional view taken along line 7—7 of FIG. 2, depicting the front of the headboard;
 FIG. 8 is a vertical cross-sectional view taken along line 8—8 of FIG. 1, depicting the surface contour of the front of the headboard and footboard;
 FIG. 9 is a vertical cross-sectional view taken along line 9—9 of FIG. 1, further depicting the surface contour of the front of the central section of the front of the headboard and footboard; and,
 FIG. 10 is a vertical cross-sectional view along line 11—11 of FIG. 2; depicting the rear of the footboard.

1 Claim, 10 Drawing Sheets



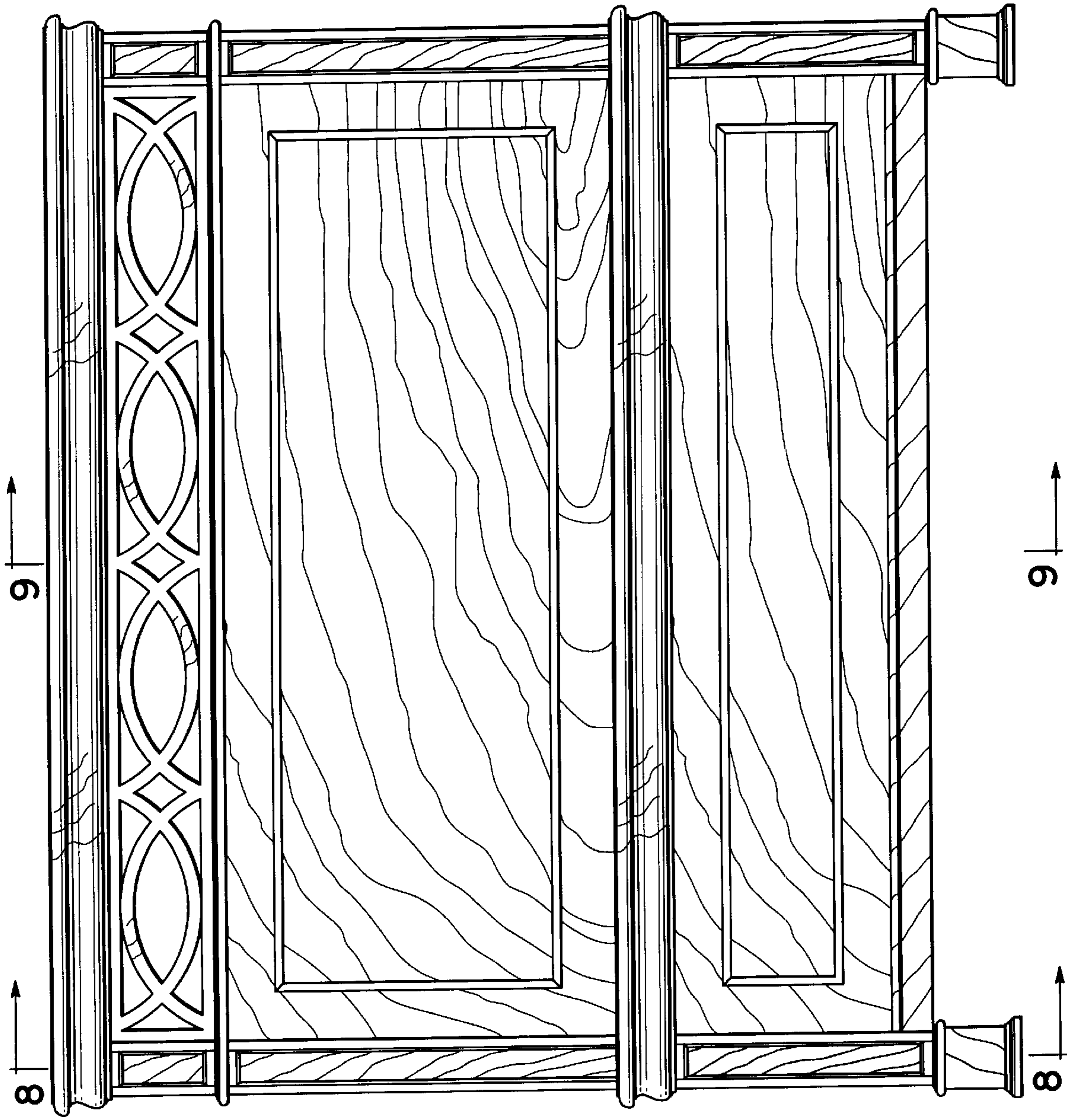


FIG. 1

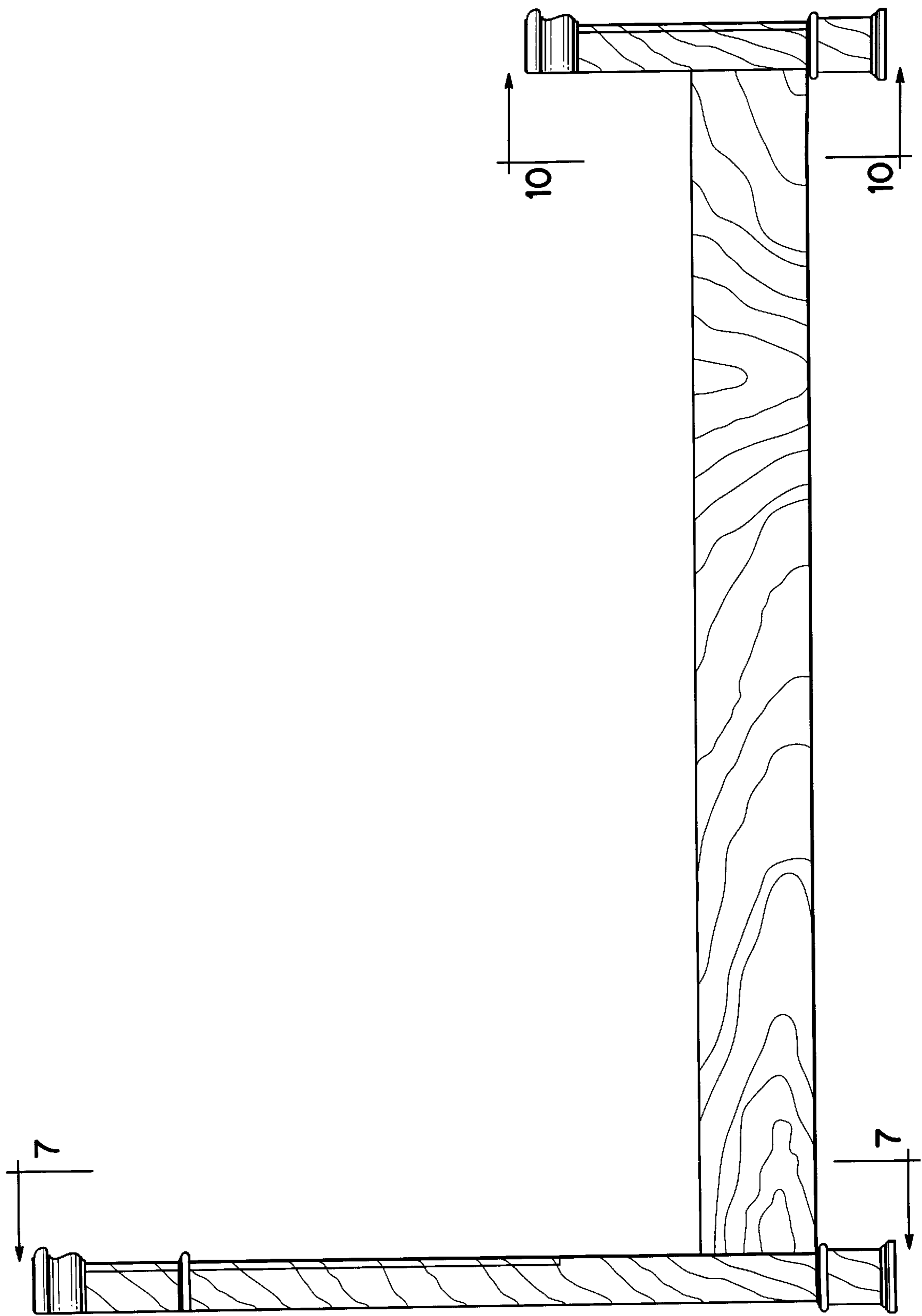


FIG. 2




FIG. 3




FIG. 4




FIG. 5




FIG. 6




FIG. 7




FIG. 8




FIG. 9




FIG. 10