



US00D463154S

(12) **United States Design Patent**  
**Vaaler**

(10) **Patent No.:** **US D463,154 S**

(45) **Date of Patent:** **\*\* Sep. 24, 2002**

(54) **CHAIR**

(75) Inventor: **Lawrence I. Vaaler**, Lenoir, NC (US)

(73) Assignee: **Bernhardt, L.L.C.**, Lenoir, NC (US)

(\*\*) Term: **14 Years**

(21) Appl. No.: **29/149,690**

(22) Filed: **Oct. 15, 2001**

(51) **LOC (7) Cl.** ..... **06-01**

(52) **U.S. Cl.** ..... **D6/379; D6/380**

(58) **Field of Search** ..... **D6/334, 358, 374,**  
**D6/379, 380, 500, 501, 502; 297/446.1**

(56) **References Cited**

**U.S. PATENT DOCUMENTS**

D240,376 S	*	7/1976	Adkinson	.....	D6/334
D378,168 S	*	2/1997	Lewis	.....	D6/334
D441,975 S	*	5/2001	McDaniel et al.	.....	D6/379
D445,584 S	*	7/2001	O'Hare et al.	.....	D6/379
D448,944 S	*	10/2001	McDaniel et al.	.....	D6/379

**OTHER PUBLICATIONS**

An Encyclopedia of Chairs, by Simon Yates, p. 70, chair 108 at top right, ©1998.\*

\* cited by examiner

*Primary Examiner*—Gary D. Watson

(74) *Attorney, Agent, or Firm*—MacCord Mason PLLC

(57) **CLAIM**

The ornamental design for a chair, as shown and described.

**DESCRIPTION**

FIG. 1 is a left front perspective view of a first embodiment showing my new design;

FIG. 2 is a left front perspective view of a second embodiment;

FIG. 3 is a front view of the first embodiment;

FIG. 4 is a front view of the second embodiment;

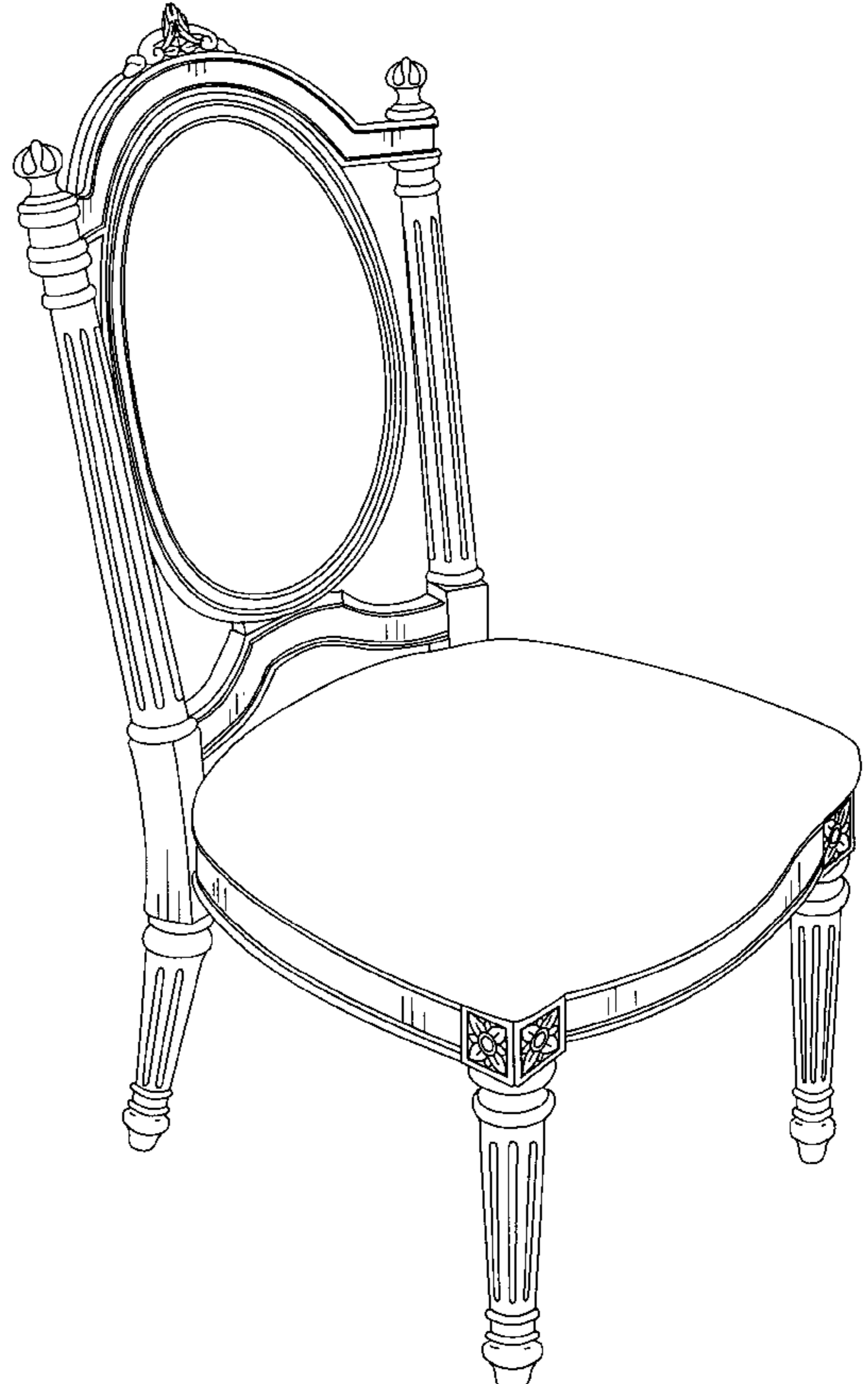
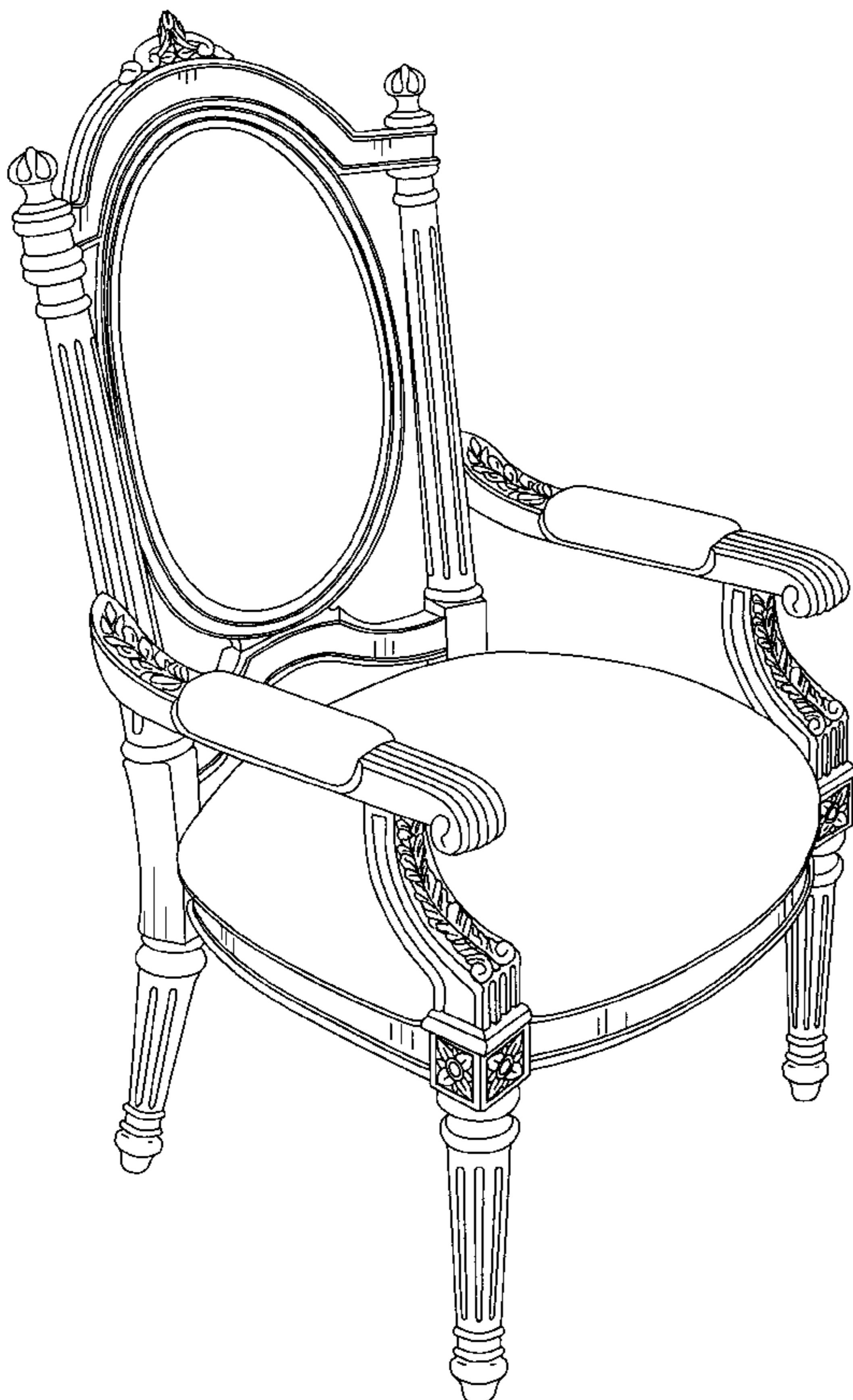
FIG. 5 is a side view of the first embodiment, the opposite side being a mirror image;

FIG. 6 is a side view of the second embodiment, the opposite side being a mirror image;

FIG. 7 is a back view of the second embodiment; and,

FIG. 8 is a back view of the first embodiment.

**1 Claim, 8 Drawing Sheets**



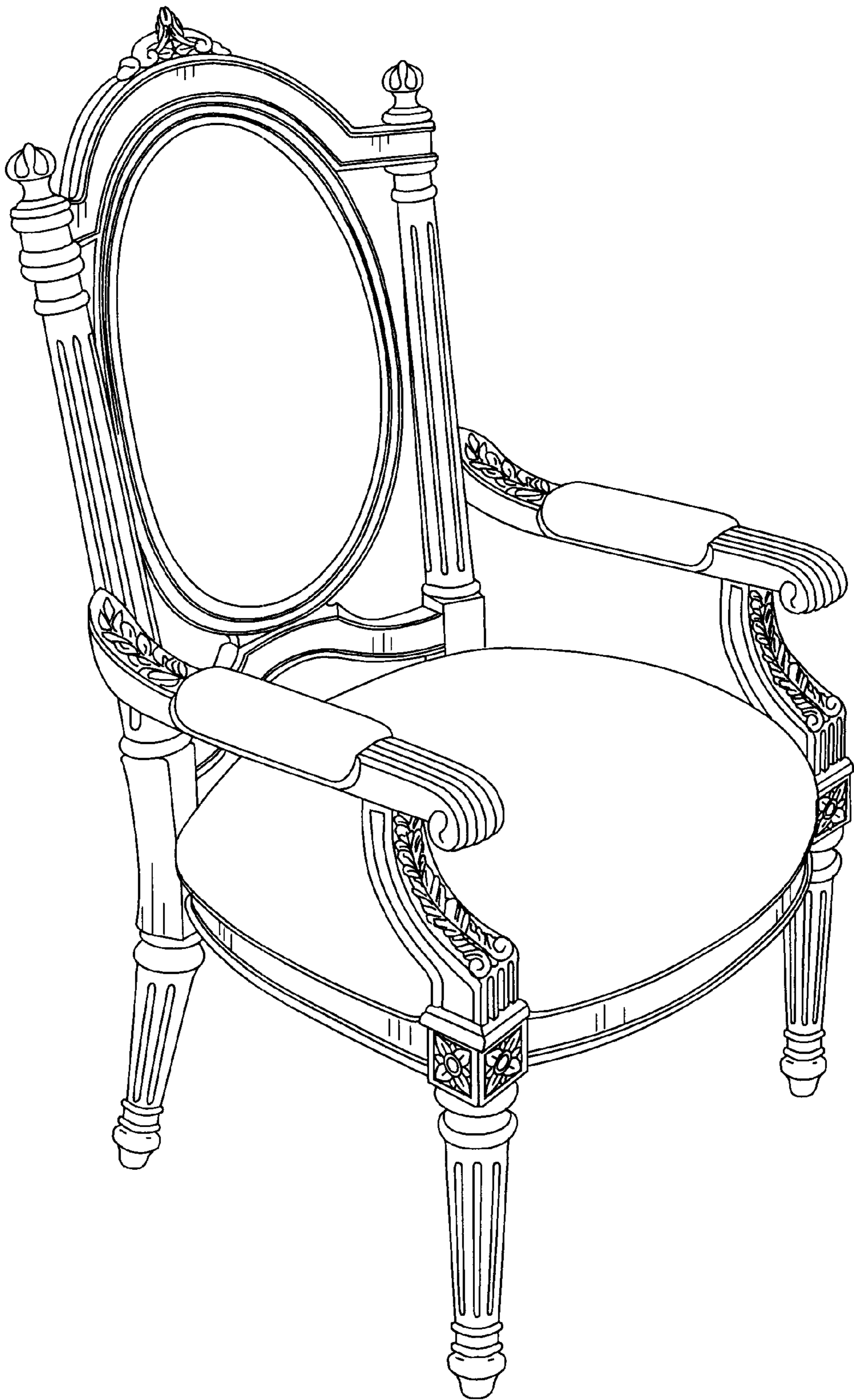


FIG. 1

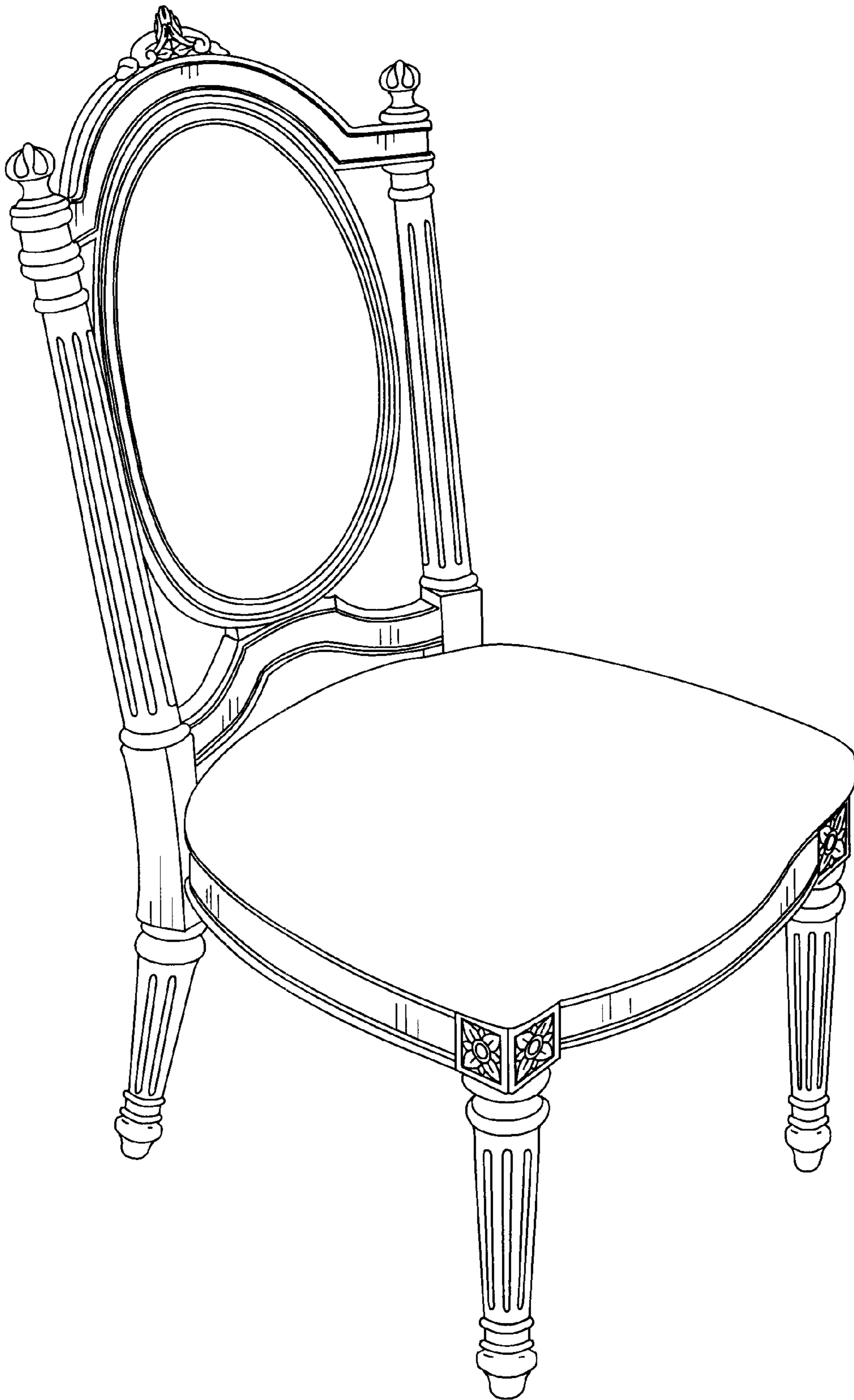


FIG. 2




FIG. 3




FIG. 4




FIG. 5




FIG. 6




FIG. 7






FIG. 8