



US00D463150S

(12) **United States Design Patent**
Liu

(10) **Patent No.:** **US D463,150 S**

(45) **Date of Patent:** **** Sep. 24, 2002**

(54) **CHAIR FRAME**

(76) Inventor: **Lausan Chung-Hsin Liu**, No. 243,
Chien-Kuo Rd., Hsin-Tien City, Taipei
Hsien (TW)

(**) Term: **14 Years**

(21) Appl. No.: **29/145,276**

(22) Filed: **Jul. 20, 2001**

(51) **LOC (7) Cl.** **06-01**

(52) **U.S. Cl.** **D6/379**

(58) **Field of Search** D6/334, 369, 370,
D6/374, 375, 376, 379, 380, 500, 501,
502; 297/445.1, 446.1

(56) **References Cited**

U.S. PATENT DOCUMENTS

- D369,477 S * 5/1996 Arthur, Jr. D6/379
- D396,961 S * 8/1998 Donnelly D6/334
- D416,142 S * 11/1999 Donnelly D6/379
- D429,424 S * 8/2000 Vanderminden, Sr. D6/375

- D440,065 S * 4/2001 Goodman D6/376
- D442,383 S * 5/2001 Bell D6/375
- D450,468 S * 11/2001 Caldwell D6/376
- D452,082 S * 12/2001 Plier D6/375

* cited by examiner

Primary Examiner—Gary D. Watson

(74) *Attorney, Agent, or Firm*—Bacon & Thomas, PLLC


(57) **CLAIM**

The ornamental design for a chair frame, as shown and described.

DESCRIPTION

- FIG. 1 is a perspective view of a chair frame showing my new design thereof;
- FIG. 2 is a rear side elevational view thereof;
- FIG. 3 is a top plan view thereof;
- FIG. 4 is a right side elevational view thereof and the left side elevational view being a mirror image thereof;
- FIG. 5 is a bottom plan view thereof; and,
- FIG. 6 is a front side elevational view thereof.

1 Claim, 5 Drawing Sheets



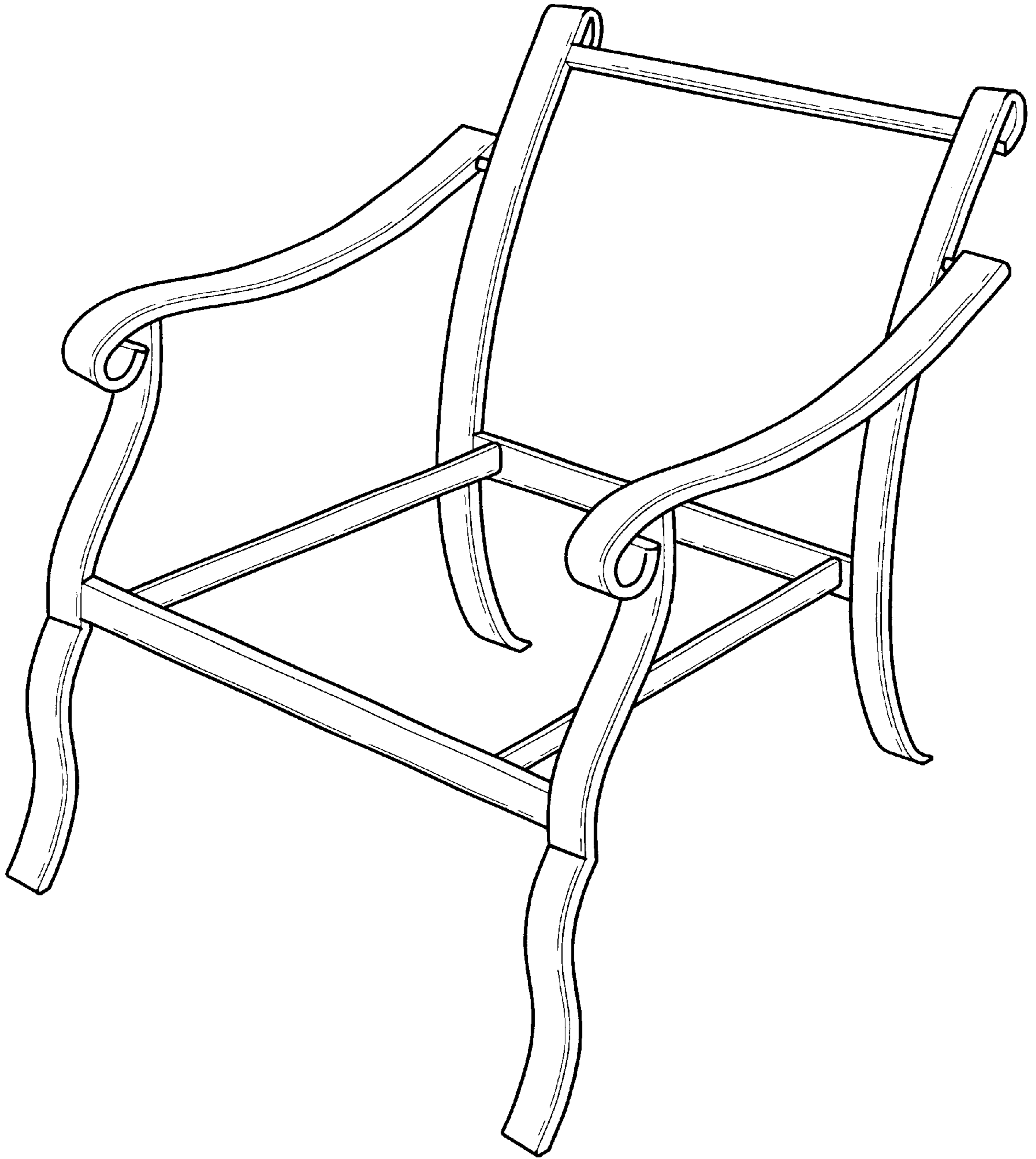


Fig. 1

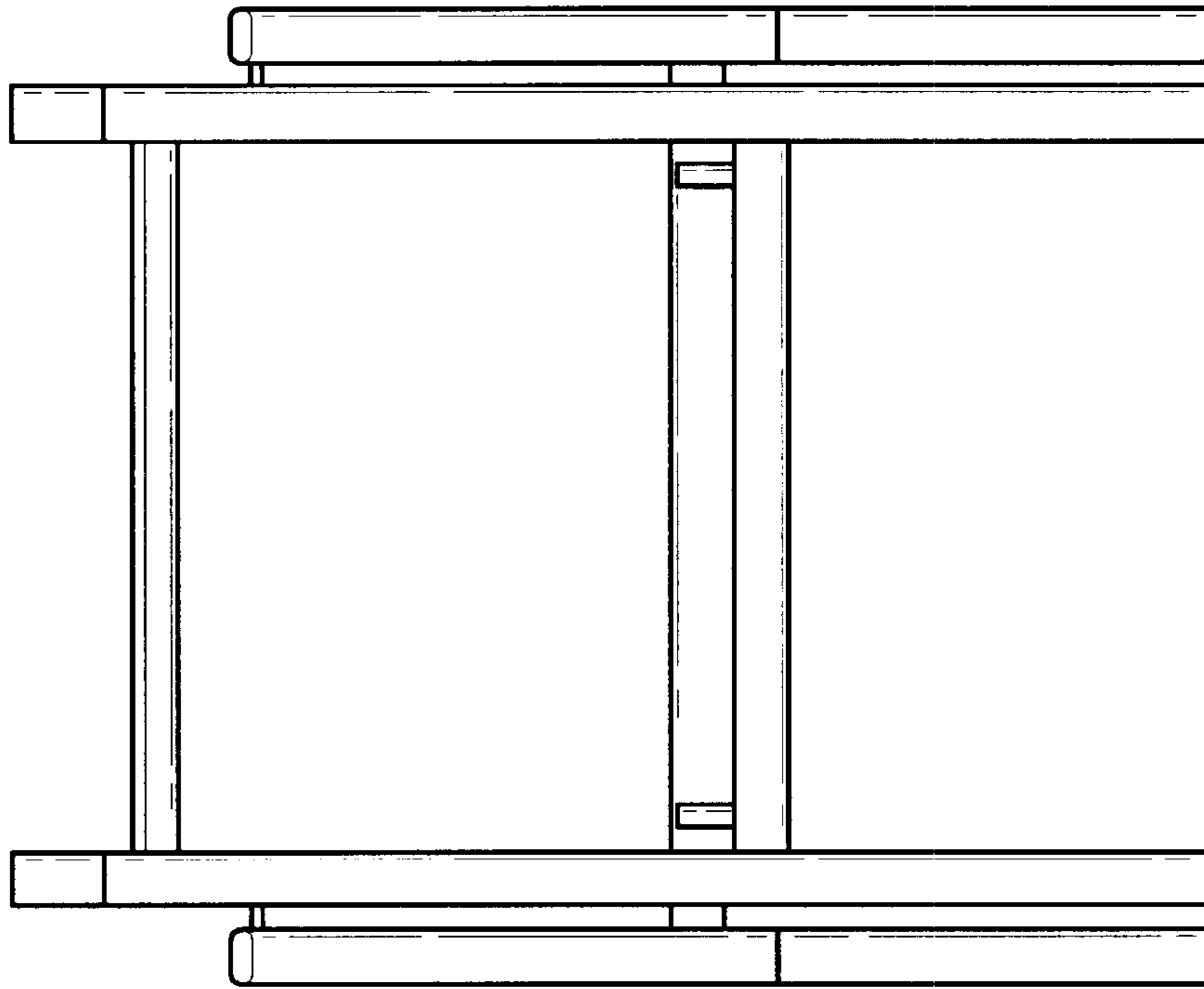


Fig. 2

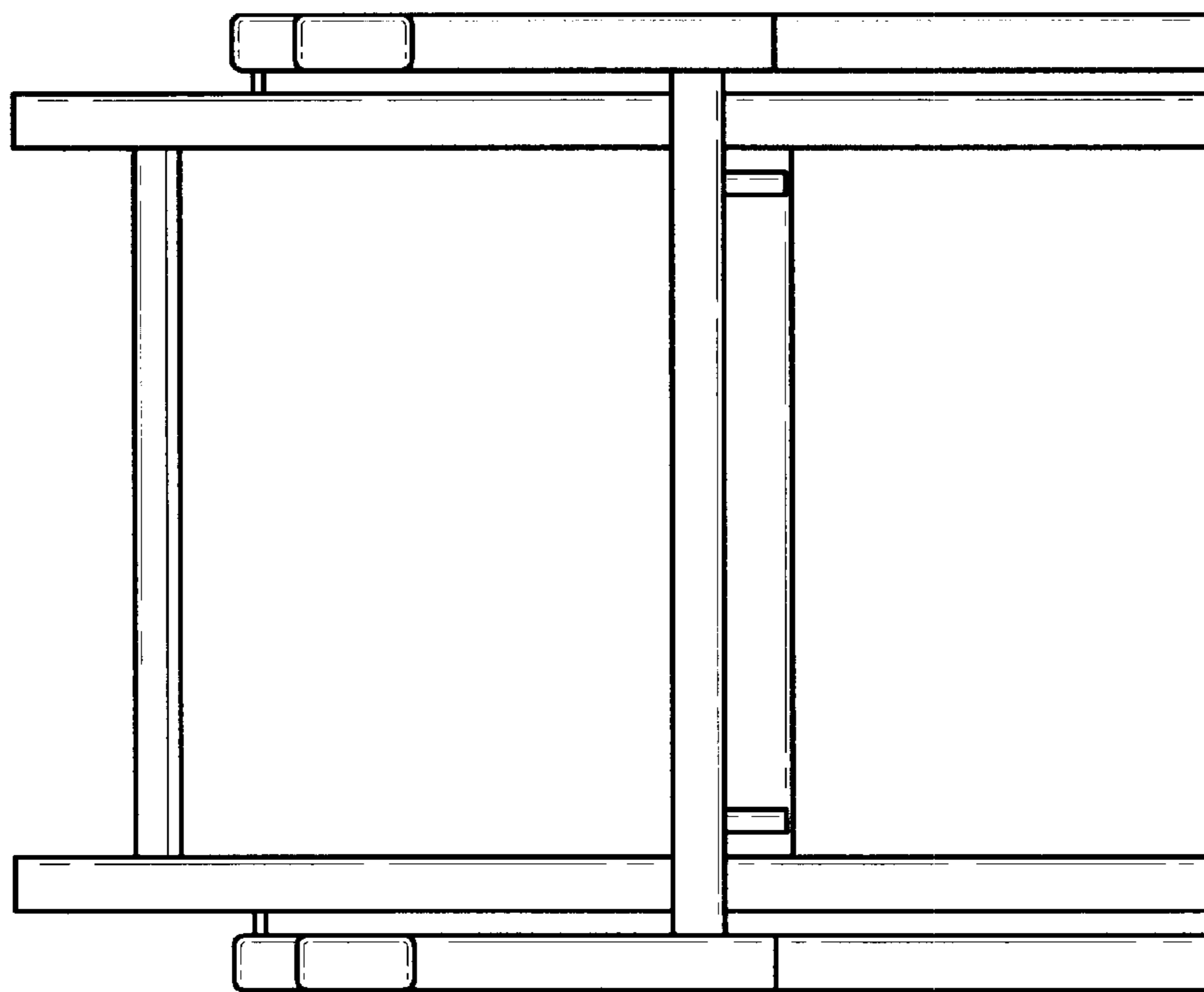


Fig. 6




Fig. 3




Fig. 4

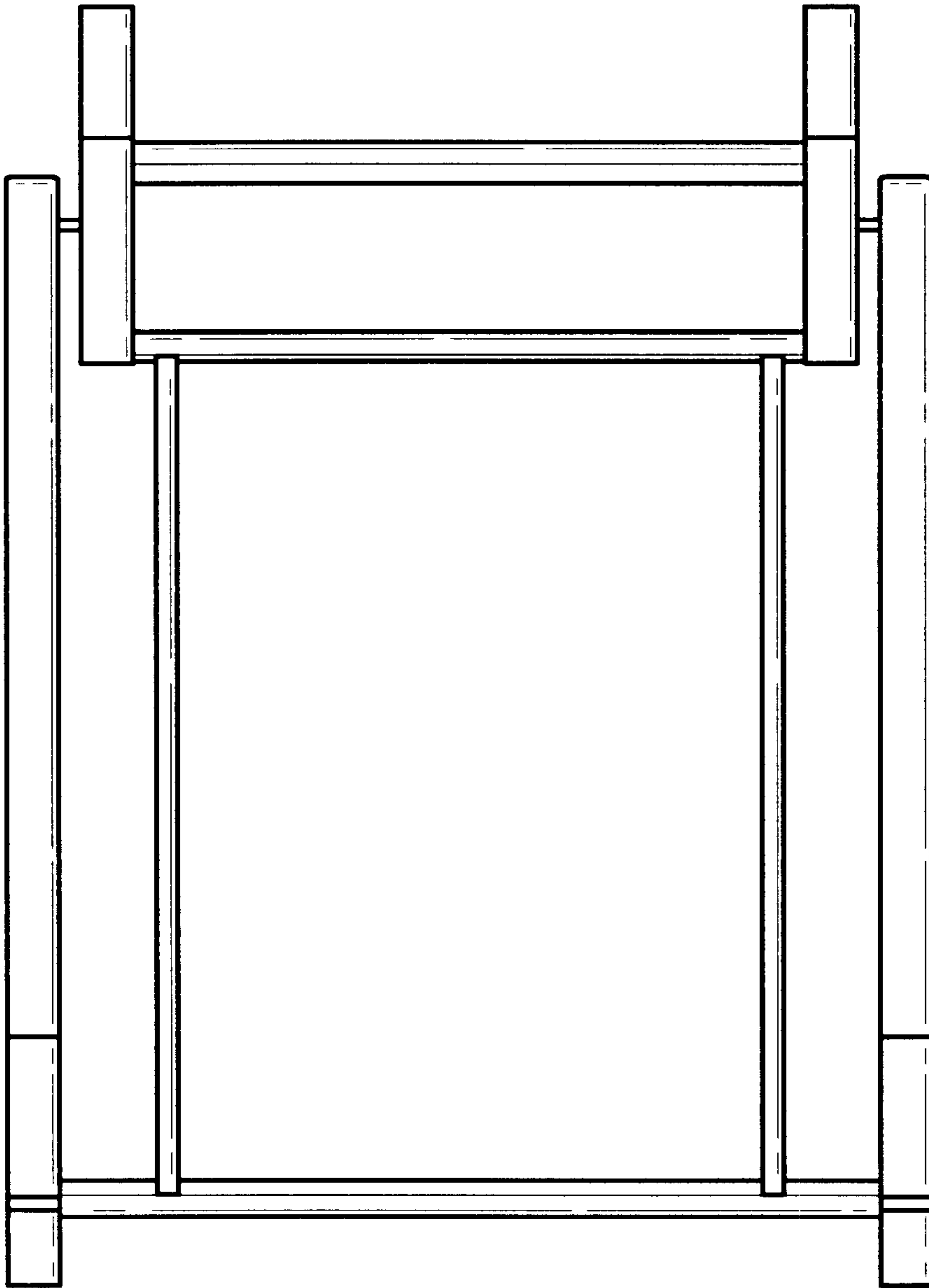


Fig. 5