



US00D463138S

(12) **United States Design Patent**
Cohen et al.

(10) **Patent No.: US D463,138 S**

(45) **Date of Patent: ** Sep. 24, 2002**

(54) **PAPER PRODUCT**

(75) Inventors: **George R. Cohen**, Marietta, GA (US);
Priscilla M. Jones, Winter Park, FL
(US); **Mary E. Monroe**, Duluth, GA
(US); **Robert D. Peterson**, Evanston,
IL (US)

(73) Assignee: **Kimberly-Clark Worldwide, Inc.**,
Neenah, WI (US)

(**) Term: **14 Years**

(21) Appl. No.: **29/150,762**

(22) Filed: **Nov. 28, 2001**

(51) **LOC (7) Cl. 05-06**

(52) **U.S. Cl. D5/60; D5/53**

(58) **Field of Search** D5/1, 2, 3, 6,
D5/7, 8, 11, 13, 14, 15, 16, 19, 20, 23,
24, 25, 26, 27, 28, 30, 32, 35, 36, 37, 39,
43, 45, 47, 49, 50, 52, 53, 54, 55, 56, 57,
58, 59, 60, 61, 62, 63, 64, 65, 66, 99; D2/749,
883, 889, 980, 984, 994; D6/613, 595,
603, 608, 596, 604, 606, 616, 617, 605,
582, 583, 598, 619, 622; D24/124, 125;
D25/142, 152; 428/17, 18, 151, 154, 156,
171, 187, 198, 199, 540, 542.2, 542.6,
904.4, 919; 5/413 AM, 709; D7/396.4,
396.5; D9/310, 311; 162/134, 231, 140;
156/209, 148

(56) **References Cited**

U.S. PATENT DOCUMENTS

D7,853 S	*	11/1874	Weeden	D5/99
D10,962 S	*	12/1878	Webb	D5/47
D32,865 S	*	6/1900	Sarafian	D5/7
D63,393 S	*	12/1923	Boyd	D5/7
D87,085 S	*	5/1932	Schindler	D2/984
D89,763 S	*	5/1933	Hemmerich	D2/984
D96,059 S	*	6/1935	Schumacher	D5/49
D139,215 S	*	10/1944	Rosenstein	D5/47
D167,872 S	*	9/1952	Waite	D5/53
D181,158 S	*	10/1957	McCord	D5/53

D184,102 S	*	12/1958	McCord	D5/53
D187,102 S	*	1/1960	McCobb	D5/53
D190,616 S	*	6/1961	Lynch	D5/53
D230,081 S	*	1/1974	Thomas	D5/53
D239,566 S		4/1976	Vogt		
3,950,587 A	*	4/1976	Colijn et al.	156/148
D268,961 S		5/1983	Erickson		
4,493,868 A		1/1985	Meitner		
5,620,779 A		4/1997	Levy et al.		
D414,345 S		9/1999	Barnholtz et al.		
5,962,112 A		10/1999	Haynes et al.		
D428,267 S		7/2000	Romano, III et al.		
6,093,665 A		7/2000	Sayovitz et al.		
D428,710 S		8/2000	Romano, III et al.		
6,177,370 B1		1/2001	Skoog et al.		
6,197,404 B1		3/2001	Varona		
D452,617 S	*	1/2002	Nguyen	D5/7

FOREIGN PATENT DOCUMENTS

GB 0600241 S * 9/1989

OTHER PUBLICATIONS

Drawing Of SCOTT® towel embossing pattern (1995 or earlier).

* cited by examiner

Primary Examiner—Doris V. Coles

Assistant Examiner—T. Chase Nelson

(74) *Attorney, Agent, or Firm*—Douglas H. Tulley, Jr.


(57) **CLAIM**

The ornamental design for a paper product, as shown and described.

DESCRIPTION

FIG. 1 is a photograph of the top-side of a paper product, showing our new design;and,
FIG. 2 is a photograph of the bottom-side of a paper product, showing our new design.
It is to be understood that the design shown in FIGS. 1 and 2 continues uniformly throughout the length and width of the paper product. The paper product is of indeterminate length and width.

1 Claim, 2 Drawing Sheets






FIG. 1




FIG. 2