

US00D463132S

(12) **United States Design Patent**  
**Winter et al.**

(10) **Patent No.:** **US D463,132 S**

(45) **Date of Patent:** **\*\* Sep. 24, 2002**

(54) **TOOTHBRUSH**

(75) **Inventors:** **Florina Winter**, Schmitten (DE); **David Vivian Tyndall**, Medfield, MA (US); **Neil Goldberg**, Berkeley, CA (US); **Adam Richardson**, Oakland, CA (US); **Imraan Aziz**, Oakland, CA (US); **Salvatore Bondi**, San Francisco, CA (US)

(73) **Assignee:** **The Gillette Company**, Boston, MA (US)

(\*\*) **Term:** **14 Years**

(21) **Appl. No.:** **29/142,906**

(22) **Filed:** **Jun. 5, 2001**

(51) **LOC (7) Cl.** ..... **04-02**

(52) **U.S. Cl.** ..... **D4/104**

(58) **Field of Search** ..... D4/104-112, 132, D4/134, 138; 15/143.1, 159.1, 160, 167.1, 167.2; 132/308; 601/139, 141

(56) **References Cited**

**U.S. PATENT DOCUMENTS**

D281,202 S	*	11/1985	Thompson	.....	D4/104
5,339,482 A		8/1994	Desimone et al.	.....	15/167.1
5,396,678 A		3/1995	Bredall et al.	.....	15/167.1
D358,938 S		6/1995	Schneider et al.	.....	D4/104
5,630,244 A		5/1997	Chang	.....	15/167.1
5,735,012 A		4/1998	Heinzelman et al.	.....	15/167.1
5,781,958 A		7/1998	Meessmann et al.	.....	15/167.1
D407,560 S	*	4/1999	Huang	.....	D4/104
D418,980 S		1/2000	Moskovich et al.	.....	D4/104
D419,773 S		2/2000	Beals et al.	.....	D4/104
6,108,869 A		8/2000	Meessmann et al.	.....	16/430

D440,048 S		4/2001	Beals et al.	.....	D4/104
6,234,798 B1		5/2001	Beals et al.	.....	433/216
D446,021 S		8/2001	Jen	.....	D4/104
D446,393 S	*	8/2001	Manfredi et al.	.....	D4/104
6,298,516 B1		10/2001	Beals et al.	.....	15/143.1

\* cited by examiner

*Primary Examiner*—Lisa Lichtenstein

(74) *Attorney, Agent, or Firm*—David A. Howley

(57) **CLAIM**

The ornamental design for a toothbrush, as shown and described.

**DESCRIPTION**

FIG. 1 is a perspective view as seen from the top, front and side of a toothbrush showing my new design;

FIG. 2 is a top plan view thereof;

FIG. 3 is a side elevational view thereof, the opposite side elevation being a mirror image thereof;

FIG. 4 is a bottom plan view thereof;

FIG. 5 is a front elevational view thereof;

FIG. 6 is a rear elevational view thereof;

FIG. 7 is a perspective view from the top, front and side of a toothbrush showing a second embodiment of my new design;

FIG. 8 is a top plan view of FIG. 7;

FIG. 9 is a side elevational view thereof, the opposite side elevation being a mirror image of FIG. 7;

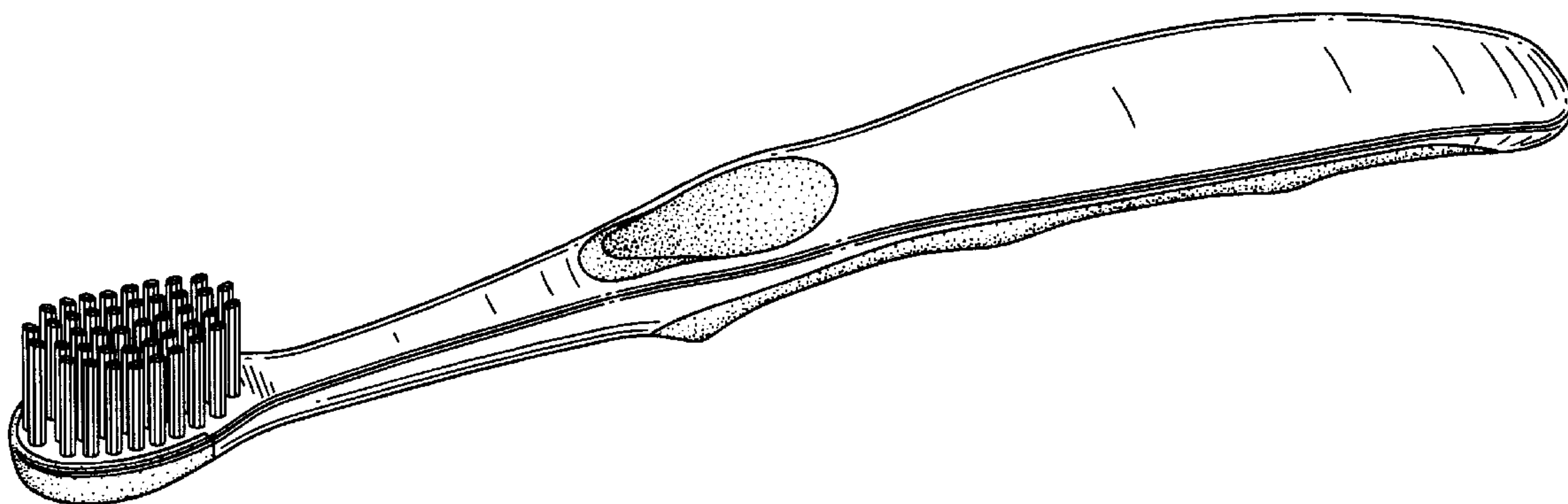
FIG. 10 is a bottom plan view of FIG. 7;

FIG. 11 is a front elevational view of FIG. 7; and,

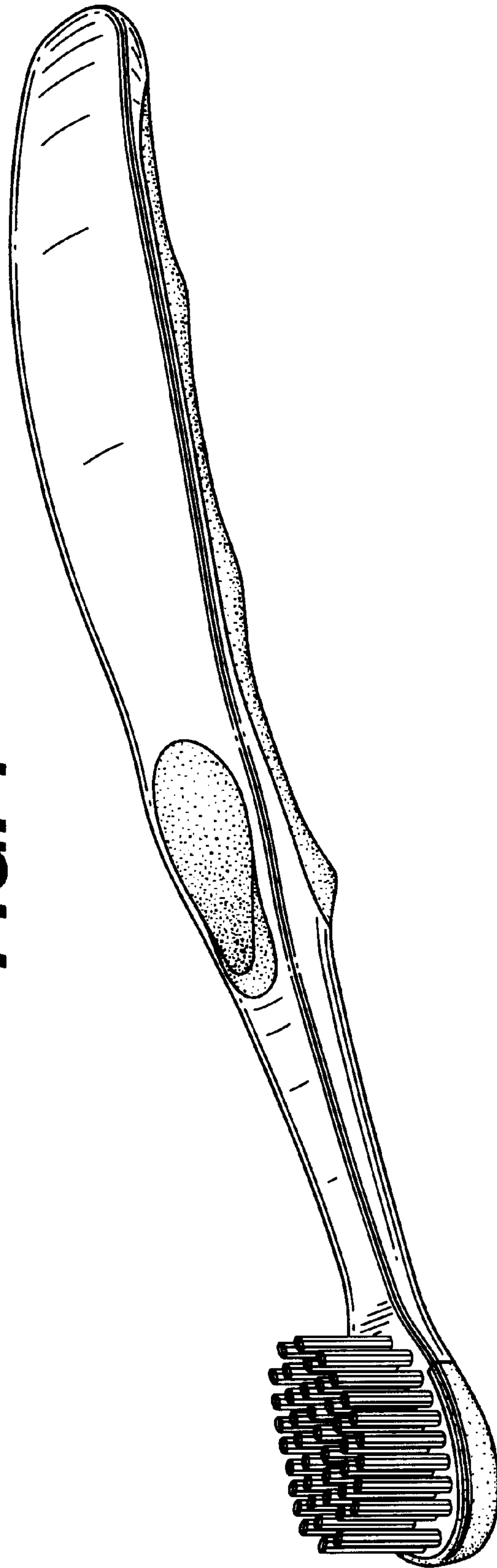
FIG. 12 is a rear elevational view of FIG. 7.

The broken line representation in FIGS. 7—12 is for environmental purposes only and does not constitute a part of the new design in those figures.

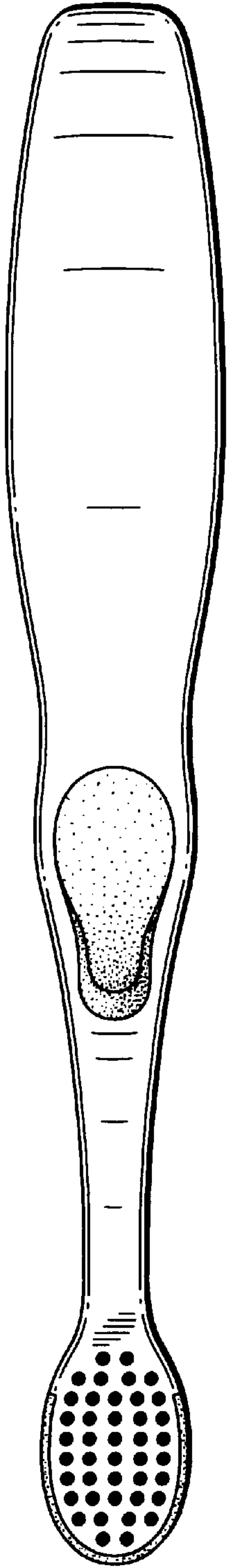
**1 Claim, 6 Drawing Sheets**



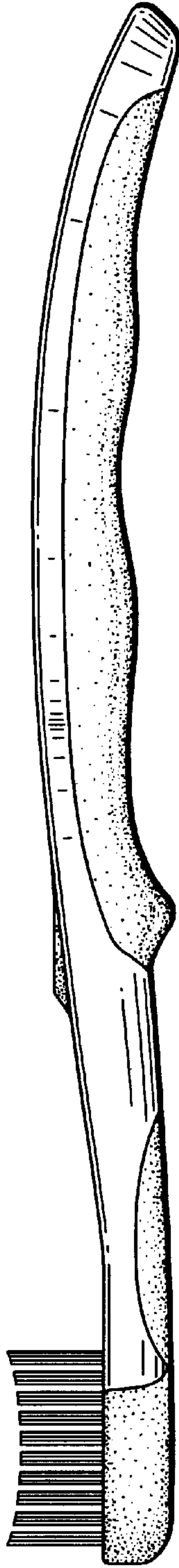
**FIG. 1**



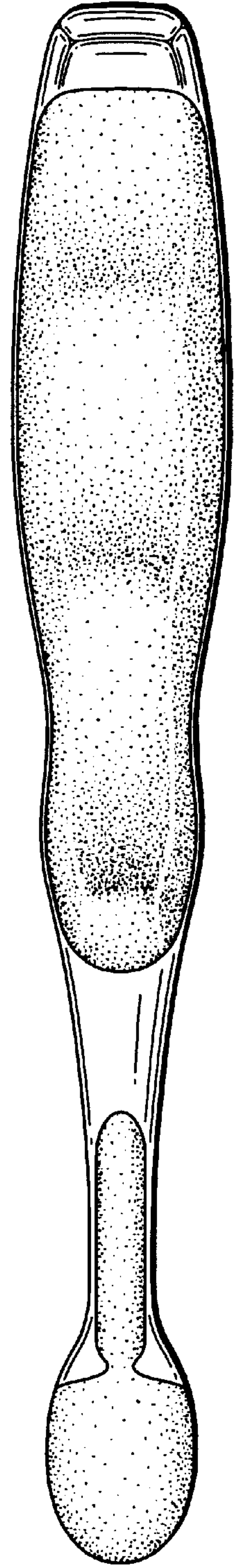
**FIG. 2**




**FIG. 3**




**FIG. 4**



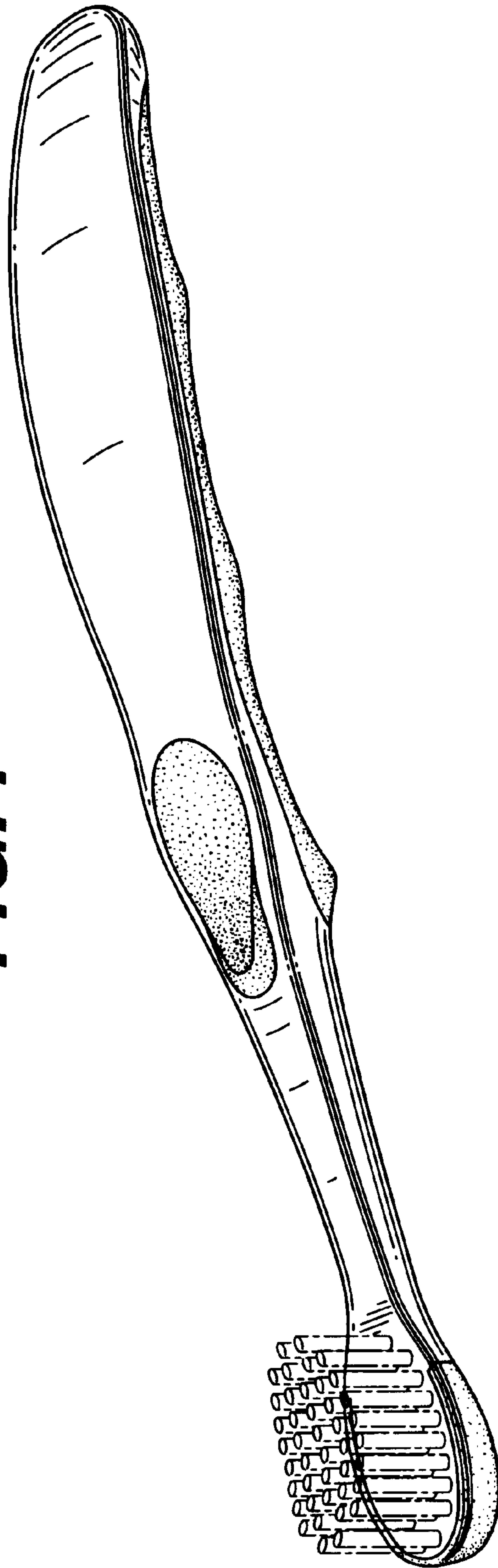
***FIG. 5***



***FIG. 6***

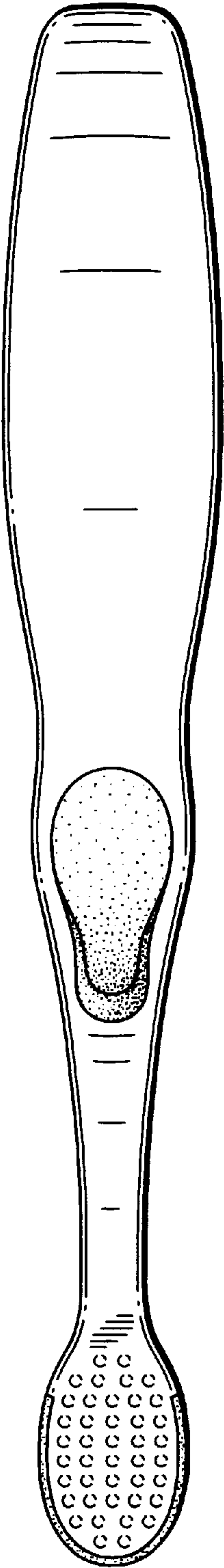


**FIG. 7**

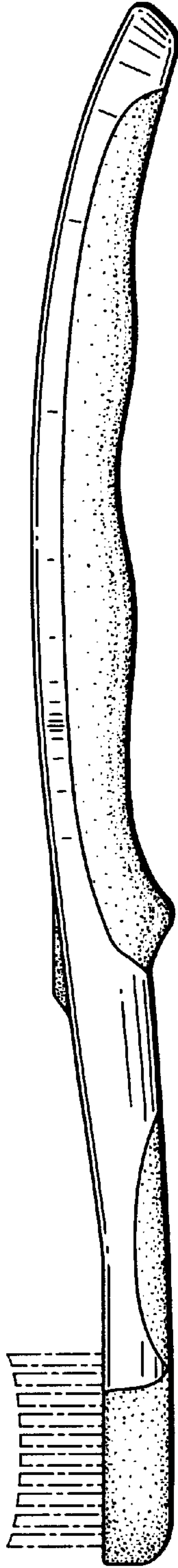




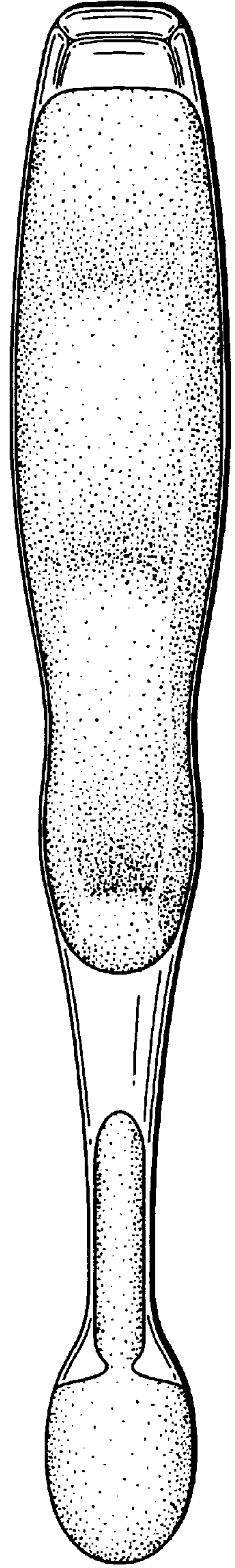
**FIG. 8**




**FIG. 9**



**FIG. 10**



***FIG. 11***



***FIG. 12***

