



US00D463131S

(12) **United States Design Patent**
Winter et al.

(10) **Patent No.:** **US D463,131 S**

(45) **Date of Patent:** **** Sep. 24, 2002**

(54) **TOOTHBRUSH**

(75) Inventors: **Florina Winter**, Schmitten (DE); **David Vivian Tyndall**, Medfield, MA (US); **Neil Goldberg**, Berkeley, CA (US); **Adam Richardson**, Oakland, CA (US); **Imraan Aziz**, Oakland, CA (US); **Salvatore Bondi**, San Francisco, CA (US)

(73) Assignee: **The Gillette Company**, Boston, MA (US)

(**) Term: **14 Years**

(21) Appl. No.: **29/140,282**

(22) Filed: **Apr. 16, 2001**

(51) **LOC (7) Cl.** **04-02**

(52) **U.S. Cl.** **D4/104**

(58) **Field of Search** D4/104-112, 132-134, D4/136, 138; 15/167.1, 167.2, 186, 187, 207.2, DIG. 5; 16/430; 132/308; 601/139, 141

(56) **References Cited**

U.S. PATENT DOCUMENTS

D278,661 S	*	5/1985	Gelsen	D4/104
5,054,154 A		10/1991	Schiffer et al.	15/167.1
5,339,482 A		8/1994	Desimone et al.	15/167.1
D358,938 S		6/1995	Schneider et al.	D4/104
D359,623 S	*	6/1995	Kinoshita et al.	D4/104
5,630,244 A		5/1997	Chang	15/167.1
5,673,452 A		10/1997	Chang et al.	15/167.1
5,735,012 A		4/1998	Heinzelman et al.	15/167.1
5,781,958 A		7/1998	Messmann et al.	15/167.1
D418,980 S		1/2000	Moskovich et al.	D4/104

D419,773 S	2/2000	Beals et al.	D4/104
6,108,869 A	8/2000	Messmann et al.	16/430
D440,048 S	4/2001	Beals et al.	D4/104
6,234,798 B1	5/2001	Beals et al.	433/216

* cited by examiner

Primary Examiner—Lisa Lichtenstein
(74) *Attorney, Agent, or Firm*—David A. Howley

(57) **CLAIM**

The ornamental design for a toothbrush, as shown and described.

DESCRIPTION

FIG. 1 is a perspective view as seen from the top, front and side of a toothbrush showing my new design;
 FIG. 2 is a top plan view thereof;
 FIG. 3 is a side elevational view thereof, the opposite side elevation being a mirror image thereof;
 FIG. 4 is a bottom plan view thereof;
 FIG. 5 is a front elevational view thereof;
 FIG. 6 is a rear elevational view thereof;
 FIG. 7 is a perspective view as seen in the top, front and side of a toothbrush showing a second embodiment of my new design;
 FIG. 8 is a top plan view of FIG. 7,
 FIG. 9 is a side elevational view thereof, the opposite side elevation being a mirror image of FIG. 7;
 FIG. 10 is a bottom plan view of FIG. 7;
 FIG. 11 is a front elevational view of FIG. 7; and,
 FIG. 12 is a rear elevational view of FIG. 7.
 The broken line representation in FIGS. 7-12 is for environmental purposes only and does not constitute a part of the new design in those figures.

1 Claim, 6 Drawing Sheets

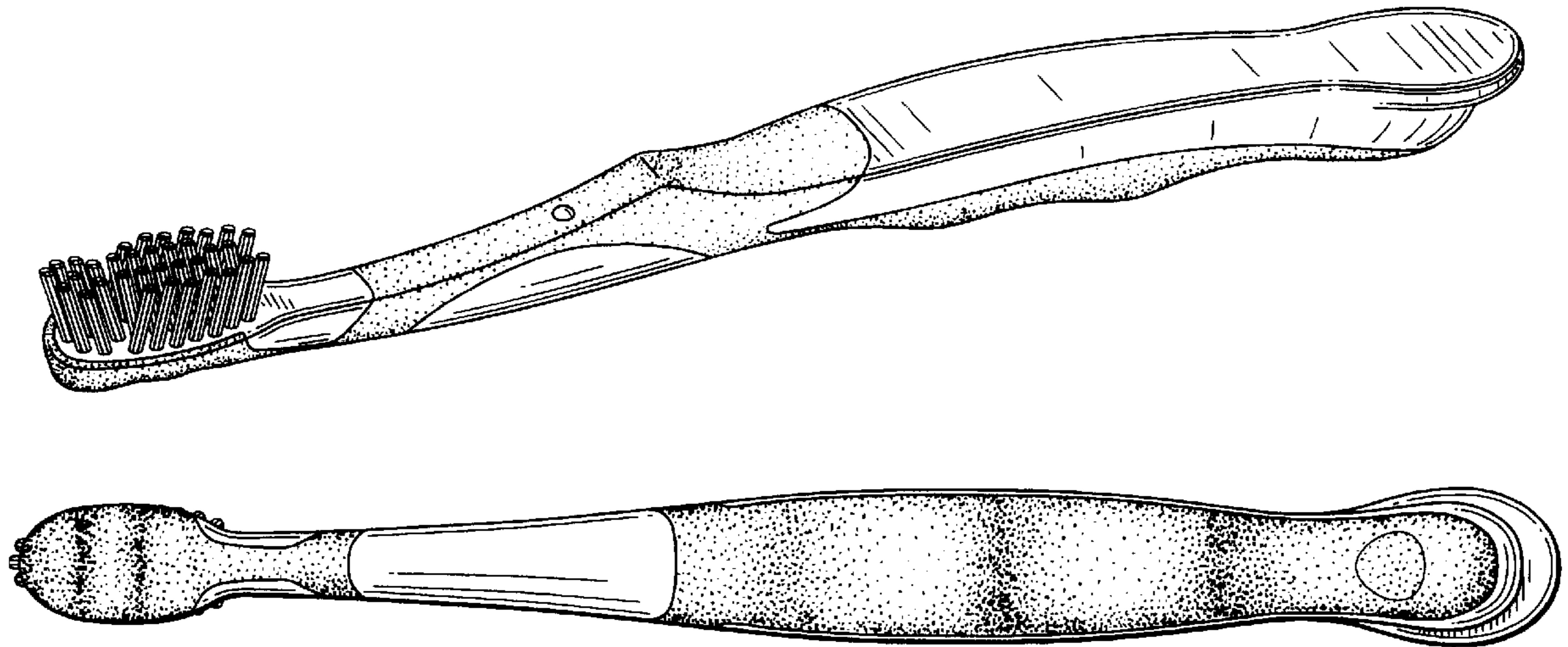


FIG. 1

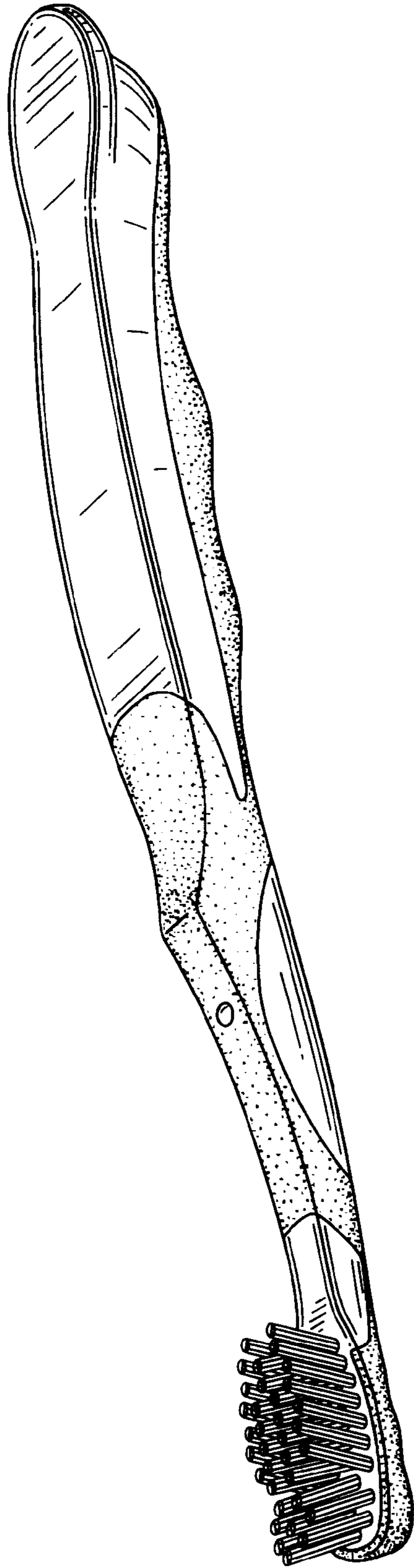


FIG. 2




FIG. 3

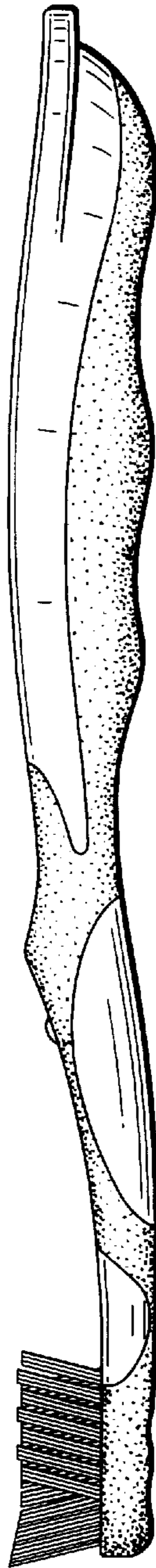


FIG. 4




FIG. 5




FIG. 6



FIG. 7

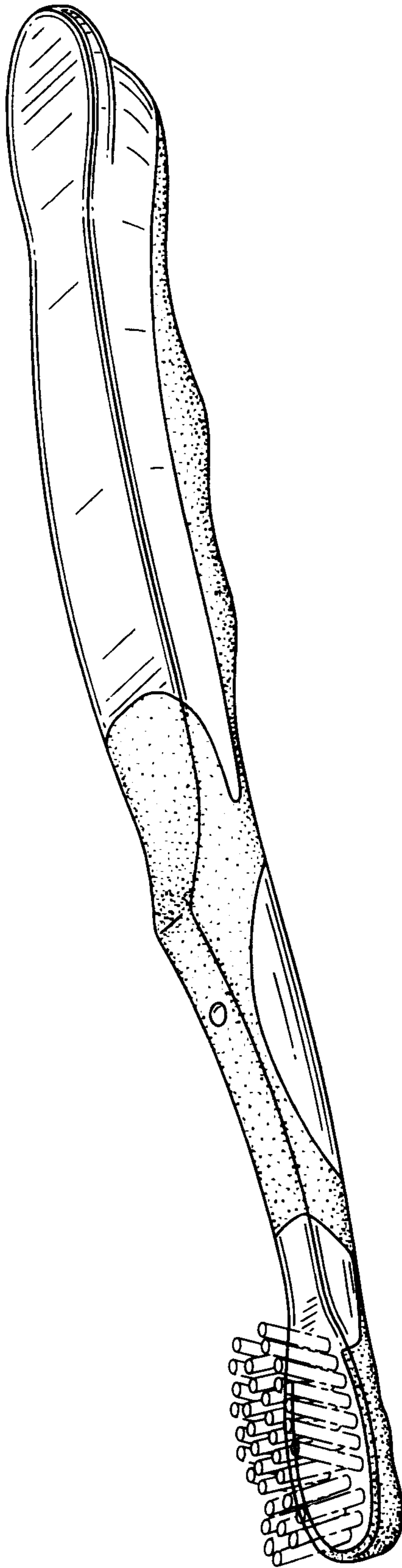


FIG. 8




FIG. 9

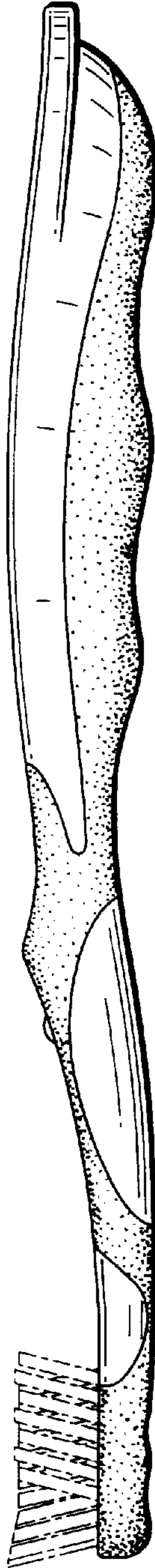


FIG. 10




FIG. 11

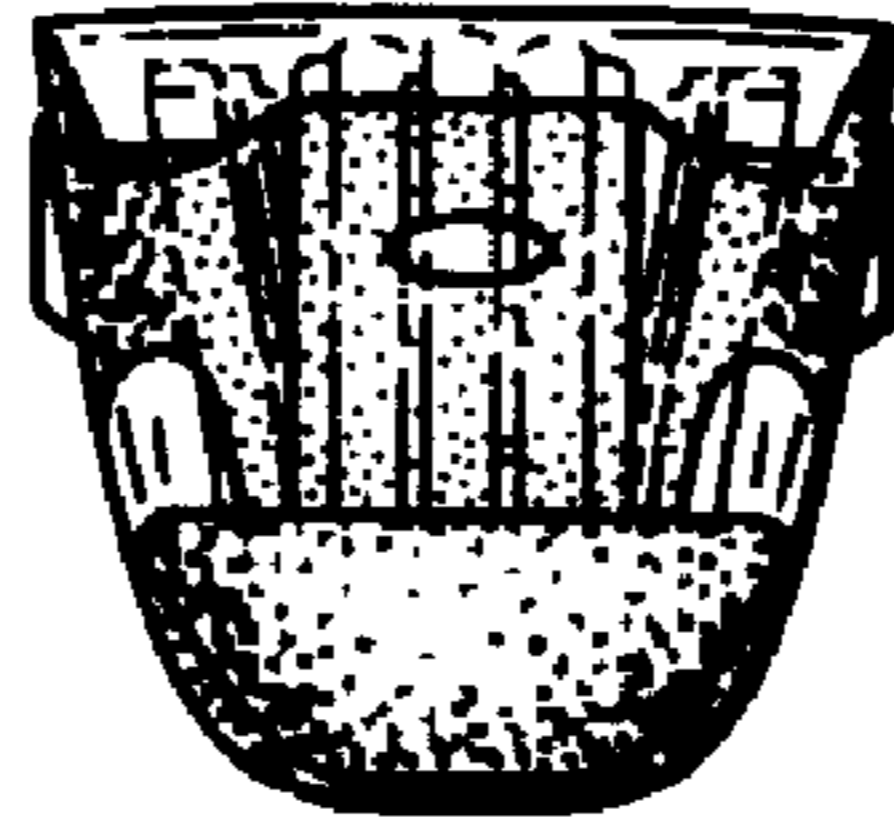


FIG. 12

