



US00D463129S

(12) **United States Design Patent**
Achepohl et al.

(10) **Patent No.:** **US D463,129 S**
(45) **Date of Patent:** **** Sep. 24, 2002**

(54) **TOOTHBRUSH HEAD WITH SET OF BRISTLES**

(75) Inventors: **H. Allen Achepohl**, Berwyn, IL (US);
Scott H. Koepsel, Waukegan, IL (US);
John G. Shimkus, Bolingbrook, IL (US);
Judith M. Yablong, Wilmette, IL (US)

(73) Assignee: **John O. Butler Company**, Chicago, IL (US)

(**) Term: **14 Years**

(21) Appl. No.: **29/058,700**

(22) Filed: **Aug. 21, 1996**

Related U.S. Application Data

(63) Continuation of application No. 29/054,904, filed on May 24, 1996, now abandoned.

(51) **LOC (7) Cl.** **04-02**

(52) **U.S. Cl.** **D4/104**

(58) **Field of Search** D4/101, 104-112,
D4/130, 132, 134; 15/159.1, 167.1, 167.2,
186, 187, DIG. 5, DIG. 6, 160, 207.2; 132/308,
309; 601/139, 141

(56) **References Cited**

U.S. PATENT DOCUMENTS

1,018,927 A * 2/1912 Sarrazin 15/167.1

1,482,027 A * 1/1924 Ochse 15/167.1
D332,873 S * 2/1993 Hall D4/104
D359,623 S * 6/1995 Kinoshita et al. D4/104
D360,984 S * 8/1995 Sullivan, IV D4/104
5,678,274 A * 10/1997 Liu 15/167.1
D386,004 S * 11/1997 Trojanowski et al. D4/104
D387,206 S * 12/1997 Yamamoto et al. D4/104

* cited by examiner

Primary Examiner—Alan P. Douglas

Assistant Examiner—Lavone Tabor

(74) *Attorney, Agent, or Firm*—Michael Best & Friedrich, LLC

(57) **CLAIM**

The ornamental design for a toothbrush head with set of bristles, as shown and described.

DESCRIPTION

FIG. 1 is a perspective view of a toothbrush head with set of bristles showing our new design;

FIG. 2 is an enlarged front elevation view of FIG. 1;

FIG. 3 is a side elevation view of FIG. 2, the right side being a mirror image;

FIG. 4 is a rear elevation view of FIG. 2;

FIG. 5 is a top plan view of FIG. 2;

FIG. 6 is a bottom plan view of FIG. 2; and,

FIG. 7 is a front elevation view of FIG. 2 with the bristles omitted for clarity of illustration only. The broken line structure that is shown in FIGS. 1-4 and 7 is for illustrative purposes only and forms no part of the claimed design.

1 Claim, 1 Drawing Sheet





Fig. 1

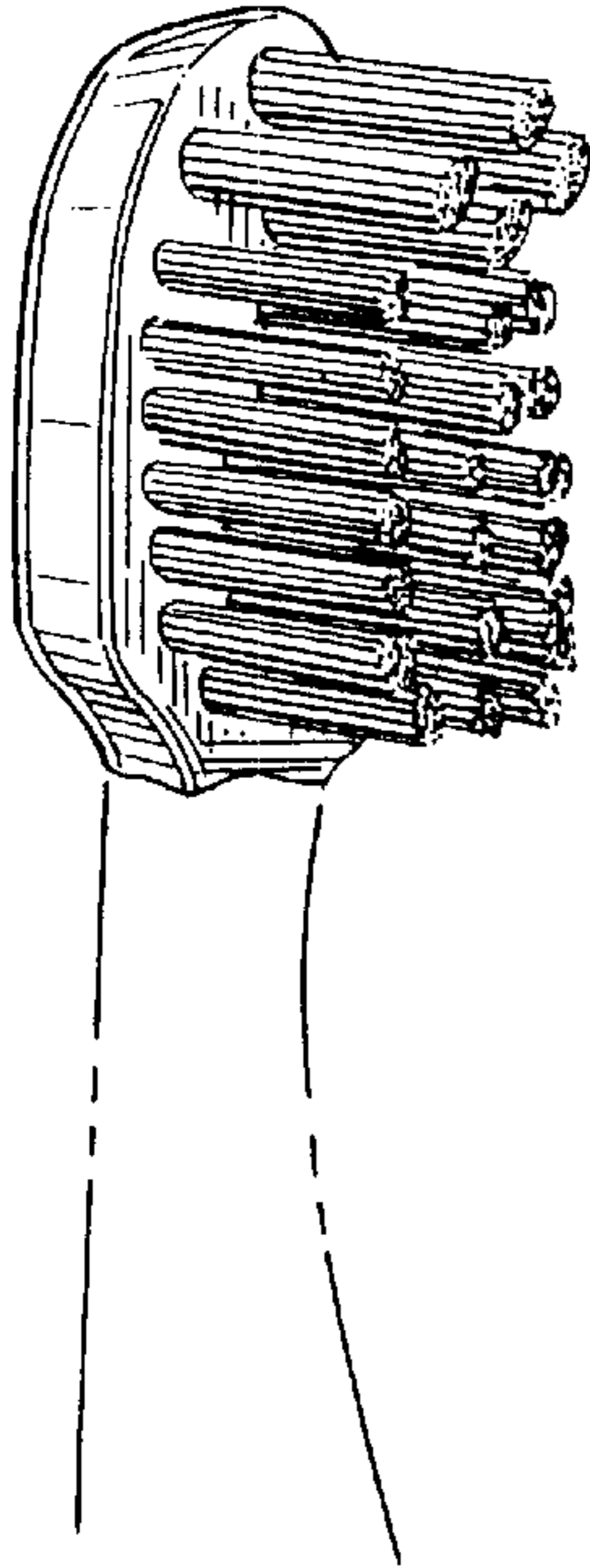


Fig. 2




Fig. 3




Fig. 4

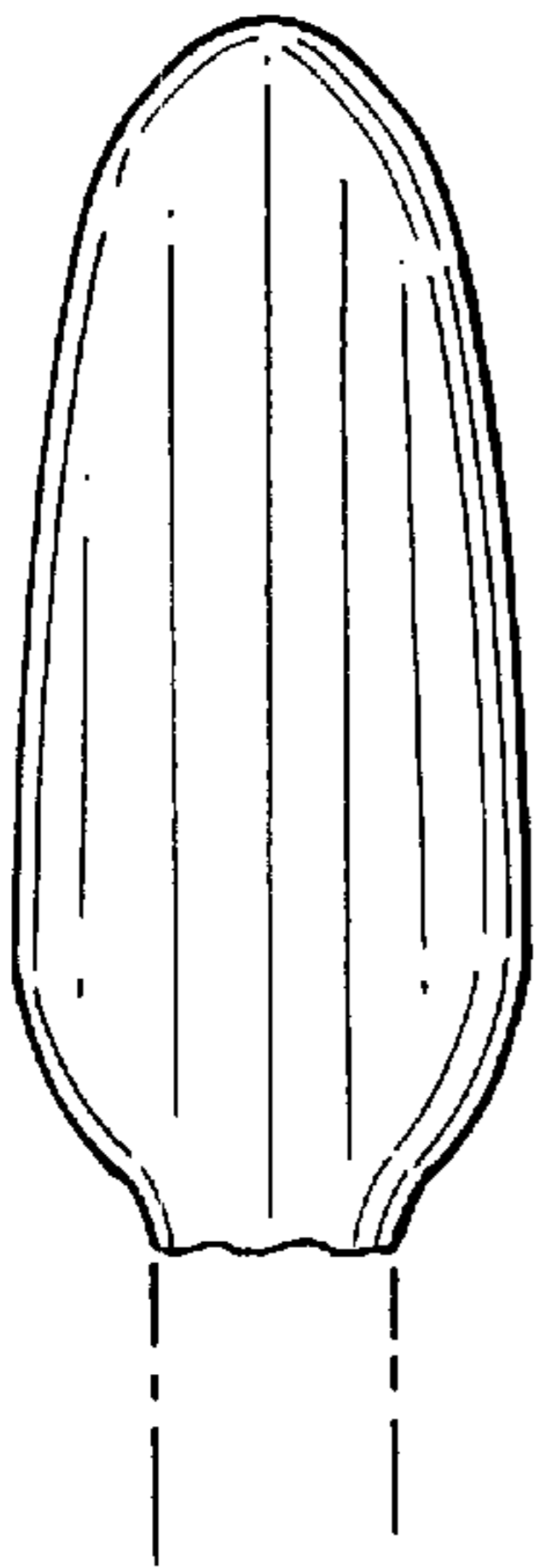


Fig. 5

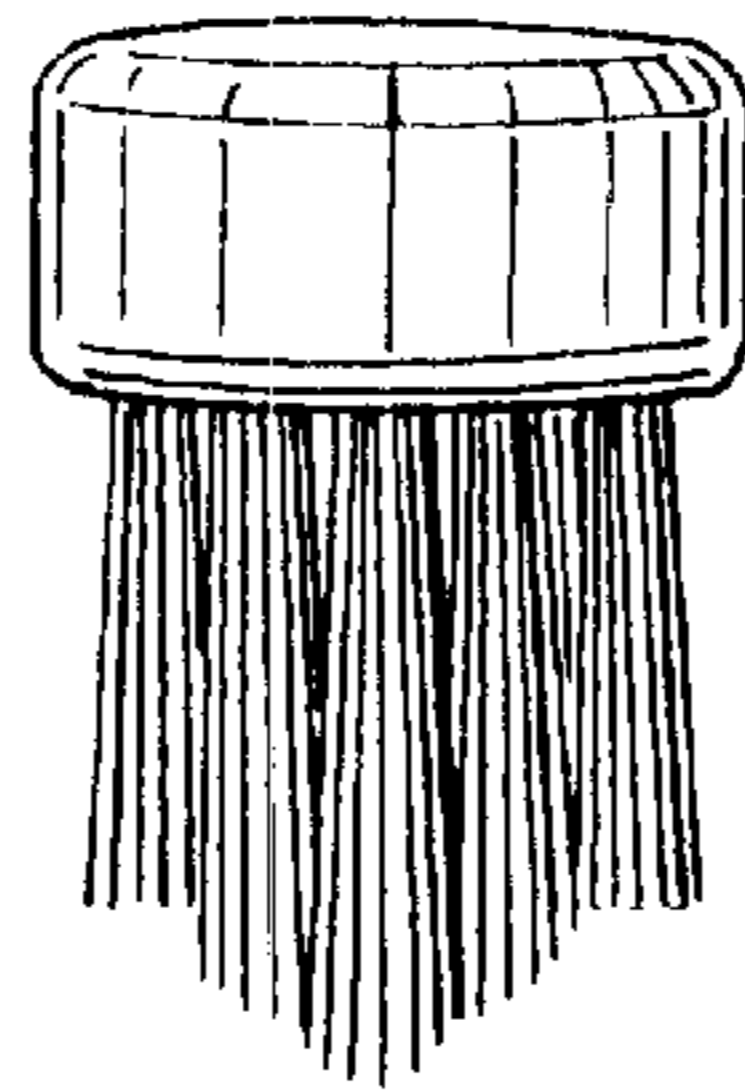


Fig. 7

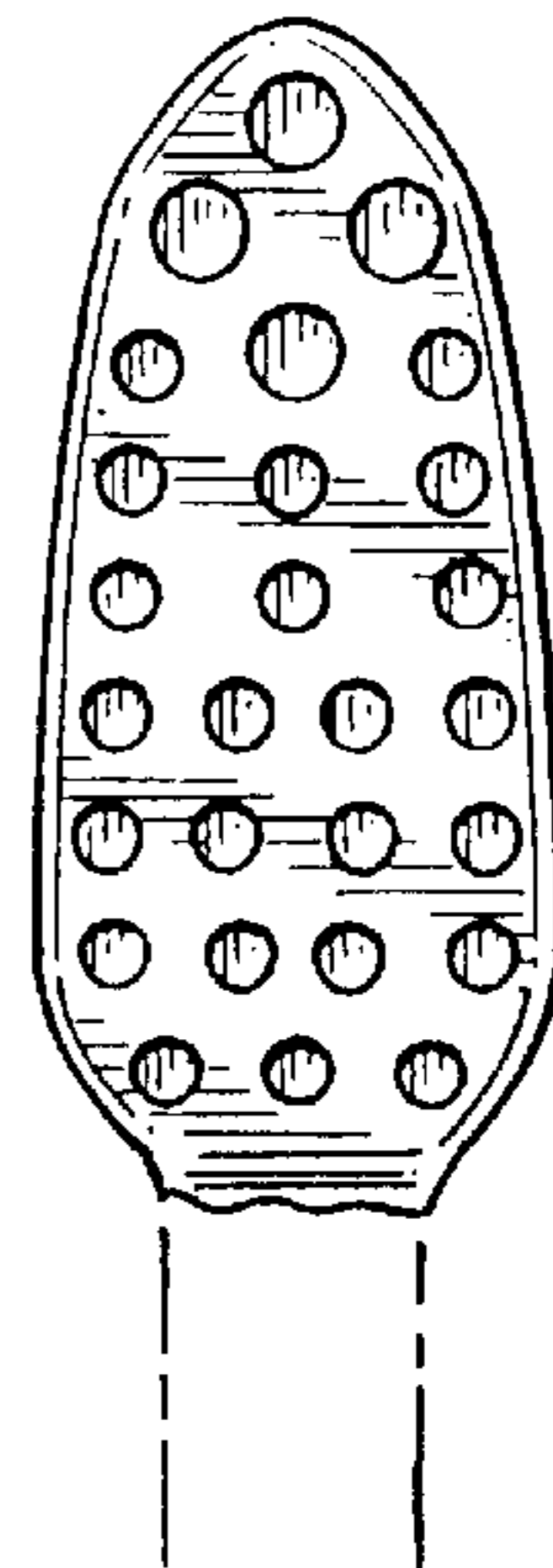


Fig. 6

