



US00D463126S

(12) **United States Design Patent**  
**Sinclair et al.**

(10) **Patent No.:** **US D463,126 S**

(45) **Date of Patent:** **\*\* Sep. 24, 2002**

(54) **GOLF BAG DUAL STRAP WITH INTEGRATED BACK PAD**  
  
(75) Inventors: **Chloe H. Sinclair**, Mill Valley, CA (US); **John M. Williams**, San Francisco, CA (US)

(73) Assignee: **Original Design Group**, San Francisco, CA (US)

(\*\*) Term: **14 Years**

(21) Appl. No.: **29/133,785**

(22) Filed: **Dec. 7, 2000**

(51) **LOC (7) Cl.** ..... **03-01**

(52) **U.S. Cl.** ..... **D3/327; D3/255**

(58) **Field of Search** ..... D3/255, 327, 215; 224/163, 159, 258, 259, 916, 264; 206/315.1

(56) **References Cited**

**U.S. PATENT DOCUMENTS**

D362,752 S \* 10/1995 Streurer ..... D3/255  
D387,556 S \* 12/1997 Beebe et al. .... D3/255

D409,838 S \* 5/1999 Streurer ..... D3/327  
D411,039 S \* 6/1999 Reimers et al. .... D3/255  
D412,060 S \* 7/1999 Reimers ..... D3/255  
D412,396 S \* 8/1999 Reimers et al. .... D3/255  
D415,351 S \* 10/1999 Wang ..... D3/327  
D423,783 S \* 5/2000 Streurer ..... D3/327

\* cited by examiner

*Primary Examiner*—Philip S. Hyder

(74) *Attorney, Agent, or Firm*—Blakely Sokoloff Taylor & Zafman LLP

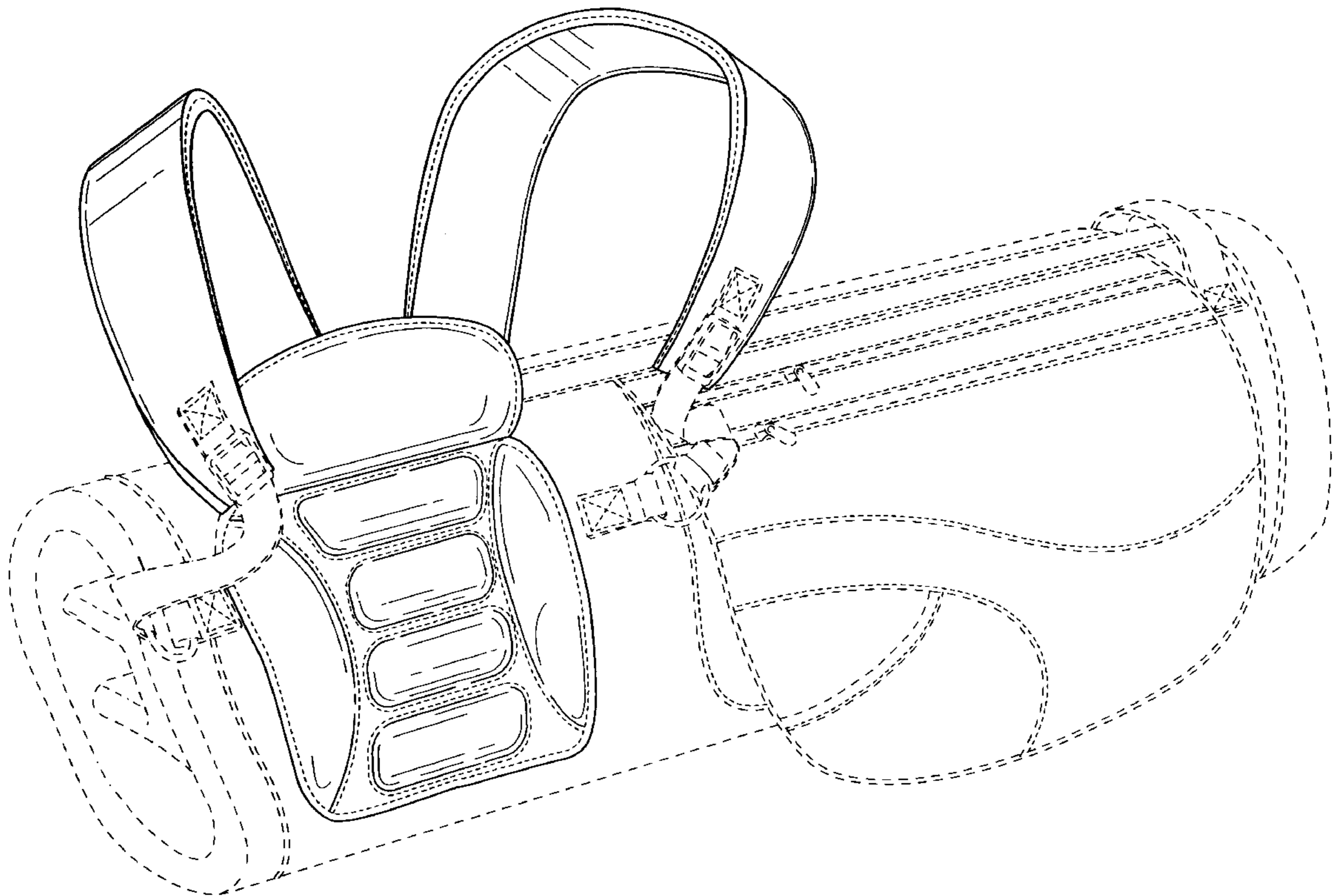
(57) **CLAIM**

The ornamental design for a golf bag dual strap with integrated back pad, as shown.

**DESCRIPTION**

FIG. 1 is a perspective view of a golf bag dual strap with integrated back pad showing my new design; FIG. 2 is a rear perspective view of the golf bag dual strap with integrated back pad; and, FIG. 3 is a side view of the golf bag dual strap with integrated back pad.

**1 Claim, 3 Drawing Sheets**



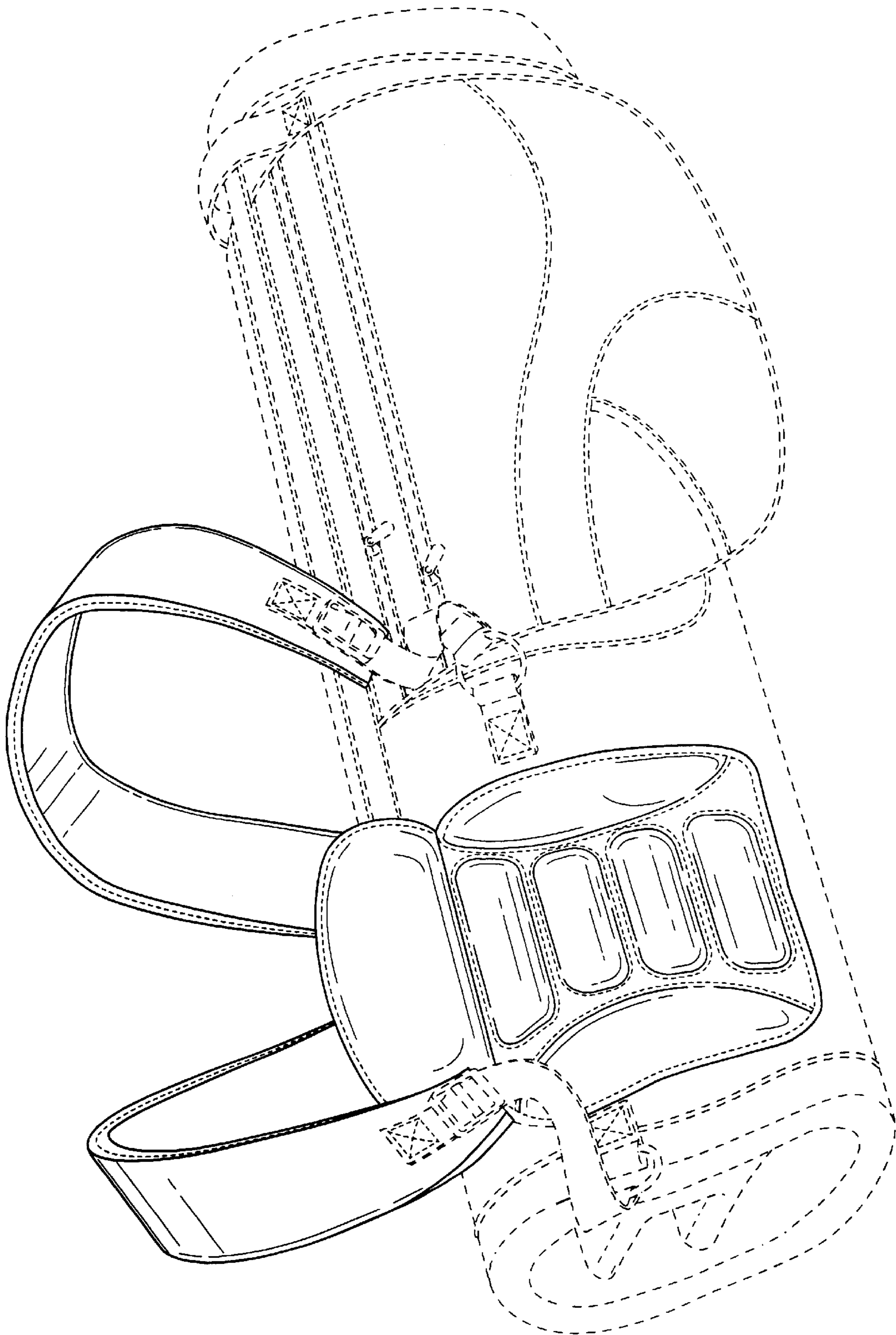


FIG. 1

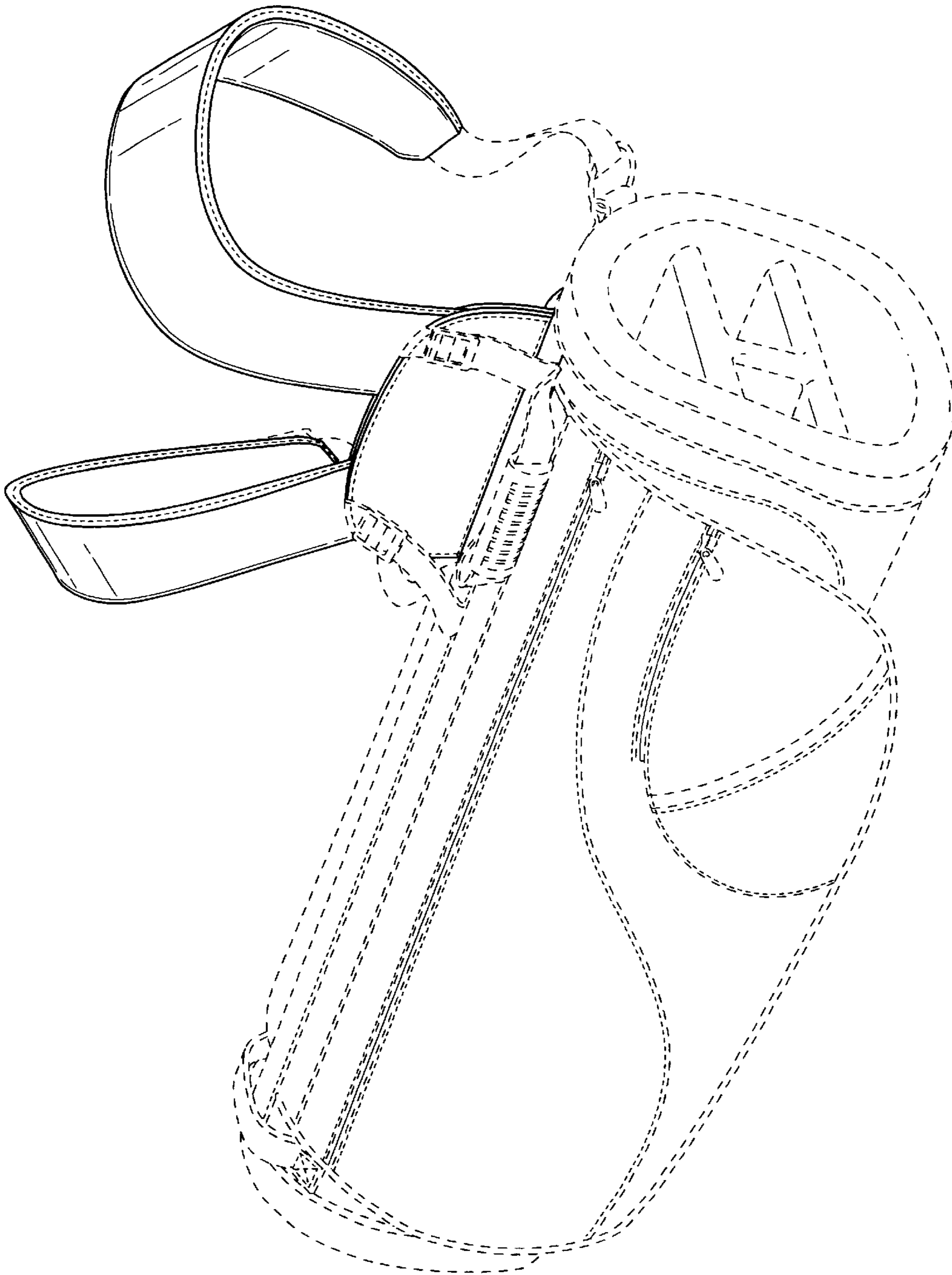


FIG. 2

**FIG. 3**

