



US00D463124S

(12) **United States Design Patent**
Godshaw et al.

(10) **Patent No.:** **US D463,124 S**

(45) **Date of Patent:** **** Sep. 24, 2002**

(54) **LUGGAGE HANDLE**

(75) Inventors: **Donald E. Godshaw**, Evanston, IL (US); **Andrezj M. Redzisz**, Skokie, IL (US); **Zbigniew Marchwiak**, Chicago, IL (US); **Marian Klysz**, Elk Grove Village, IL (US); **Iwona Malgorzata Marchwiak**, Chicago, IL (US); **Zoran H. Gracer**, Deerfield, IL (US)

(73) Assignee: **Travel Caddy, Inc.**, Des Plaines, IL (US)

(**) Term: **14 Years**

(21) Appl. No.: **29/147,701**

(22) Filed: **Aug. 30, 2001**

(51) **LOC (7) Cl.** **03-99**

(52) **U.S. Cl.** **D3/318**

(58) **Field of Search** D3/318, 327, 328, D3/281, 282, 276; D8/300, 301; 190/115-118, 900, 18 R, 18 A; 280/37; 294/137, 142, 143, 165, 164, 57, 58, 49

(56) **References Cited**

U.S. PATENT DOCUMENTS

D189,486 S	*	12/1960	Walsh et al.	294/57 X
D208,997 S	*	10/1967	Anderson et al.	294/57 X
3,584,772 A	*	6/1971	Robertson	294/142
3,653,474 A		4/1972	Sadow	
3,692,218 A	*	9/1972	Friedman	294/165
3,913,172 A		10/1975	Richards et al.	
3,920,166 A	*	11/1975	Hogenson, Jr.	224/586
3,924,872 A		12/1975	Sollazzi et al.	
4,114,838 A		9/1978	Knauf	
4,155,582 A	*	5/1979	Reisner	294/58
D259,238 S	*	5/1981	Schenck, III	D8/307

4,402,542 A		9/1983	Kreutzer	
4,558,896 A		12/1985	Farnsworth	
4,730,863 A		3/1988	Guadnola	
4,838,396 A		6/1989	Krenzel	
5,090,691 A		2/1992	Pollock	
5,405,002 A		4/1995	Troia	
D370,997 S	*	6/1996	Hsieh	D3/318
5,566,870 A		10/1996	Mejeur	
5,704,672 A		1/1998	Sims et al.	
5,722,118 A		3/1998	Hansen et al.	
5,813,504 A	*	9/1998	Iny et al.	190/116
5,878,853 A		3/1999	DeRouen et al.	
6,131,972 A	*	10/2000	Whitehead et al.	294/57
D446,652 S	*	8/2001	Quintana	D3/320

* cited by examiner

Primary Examiner—Prabhakar Deshmukh

(74) *Attorney, Agent, or Firm*—Banner & Witcoff, Ltd.

(57) **CLAIM**

The ornamental design for luggage handle, as shown and described.

DESCRIPTION

FIG. 1 is a perspective view of a luggage handle showing our new design; the broken line showing of luggage and support is for illustrative purpose only and forms no part of the claimed design;

FIG. 2 is an isometric view of the luggage handle of FIG. 1; FIG. 3 is a top plan view of the luggage handle of FIG. 1; FIG. 4 is a side elevation of the luggage handle of FIG. 1; FIG. 5 is an end view depicted from the hand grip end of the luggage handle of FIG. 1;

FIG. 6 is an end view of the luggage handle as viewed from the strap end; and,

FIG. 7 is a bottom plan view of the luggage handle of FIG. 1.

1 Claim, 3 Drawing Sheets

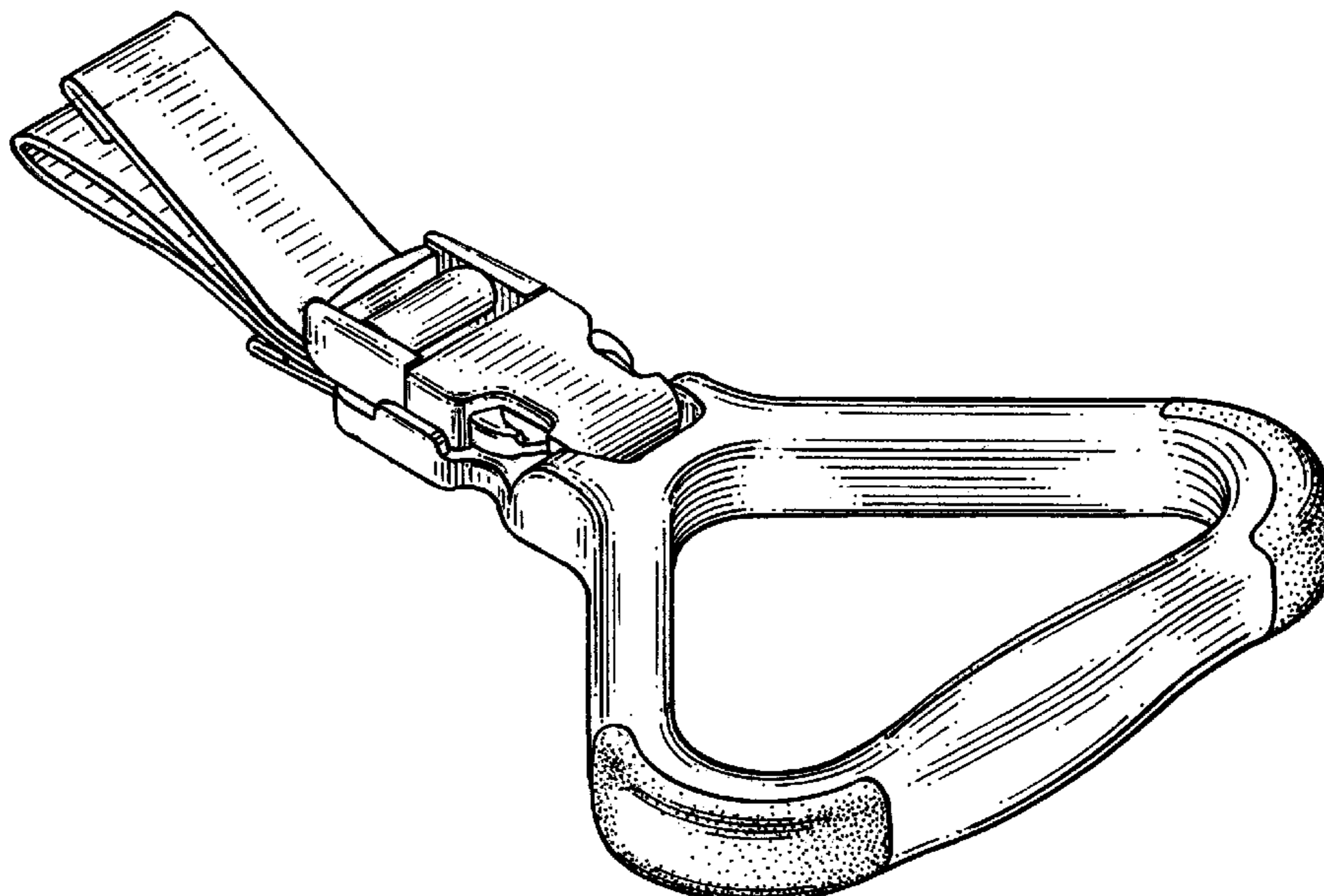


FIG.1

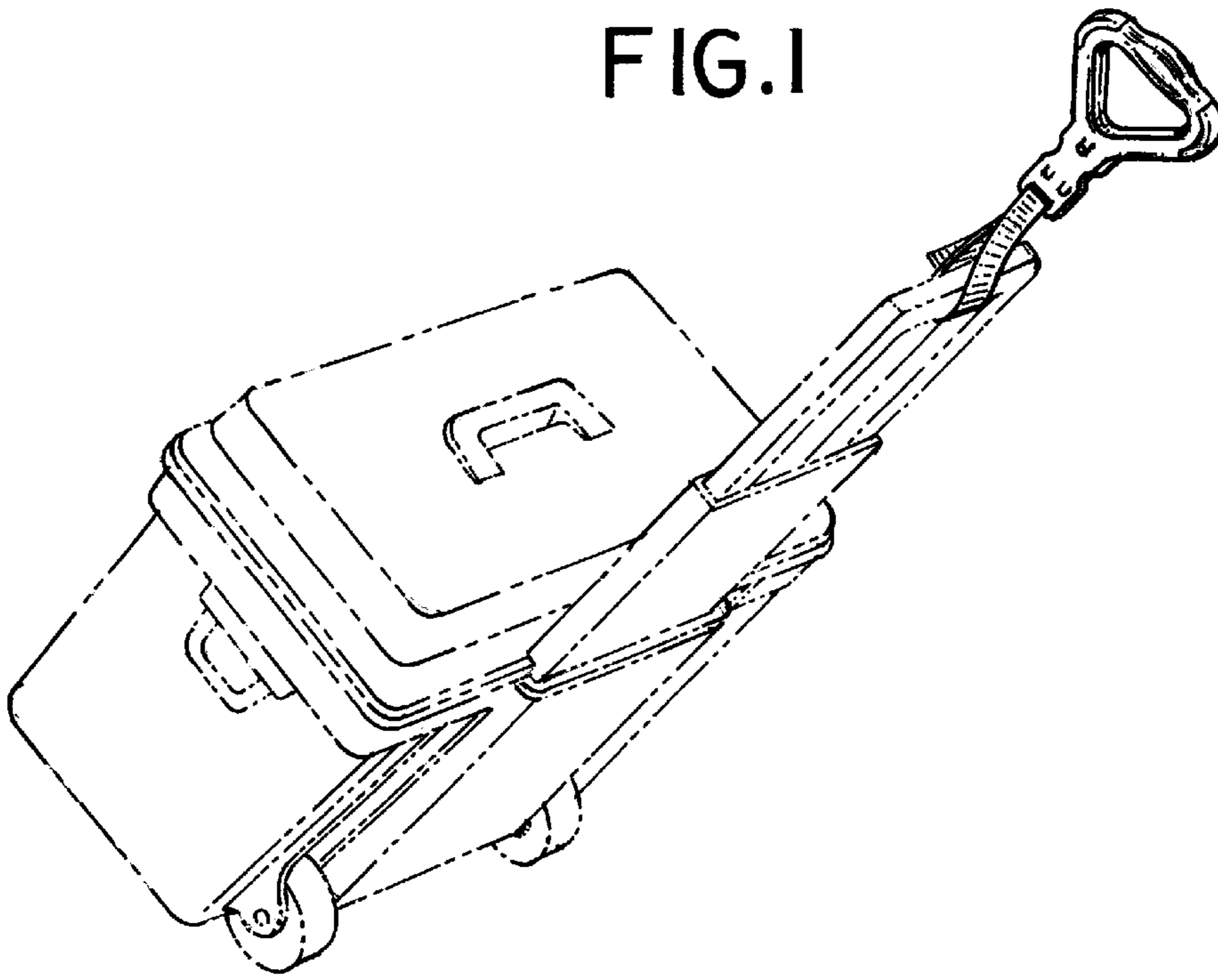


FIG.2

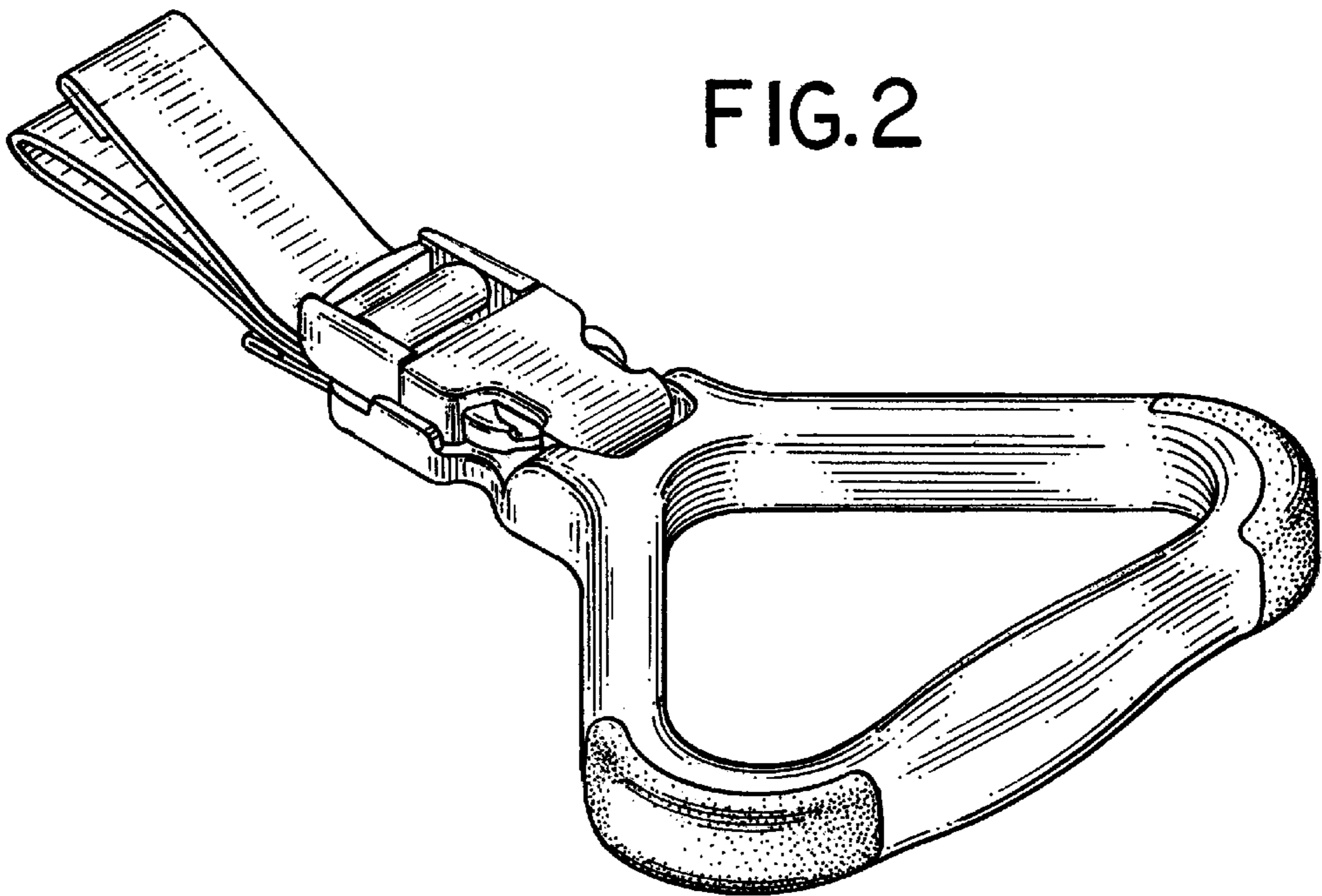


FIG.3

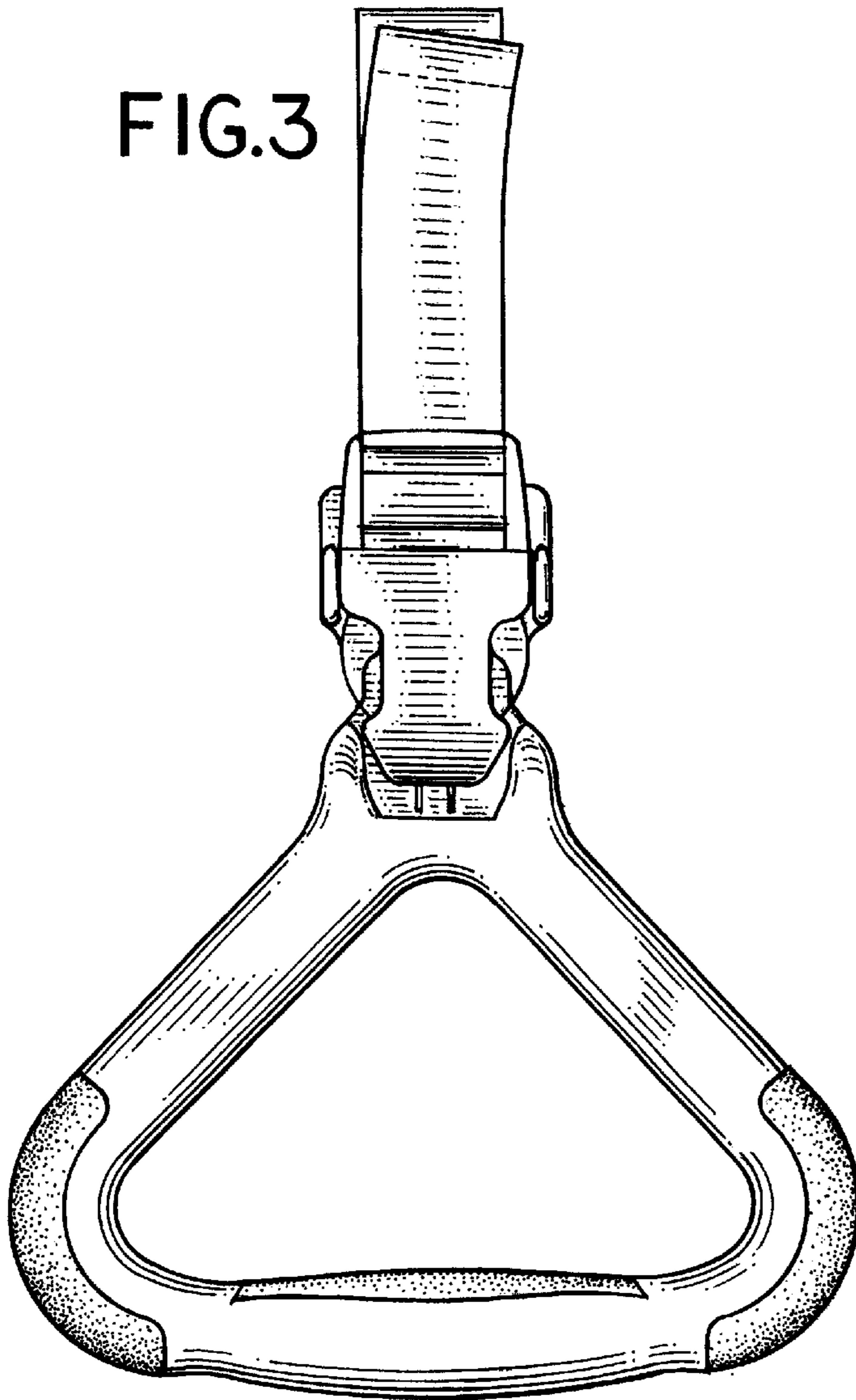


FIG.4


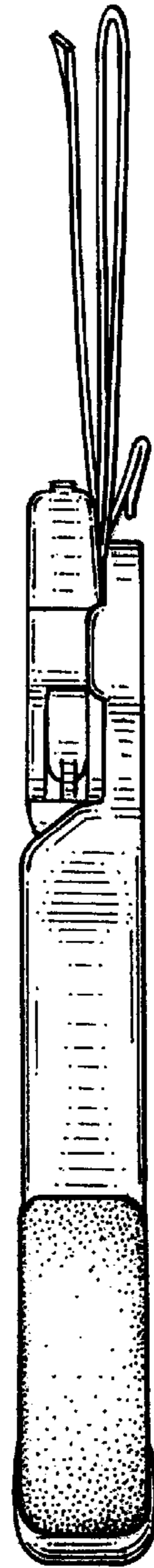


FIG.5

FIG.6

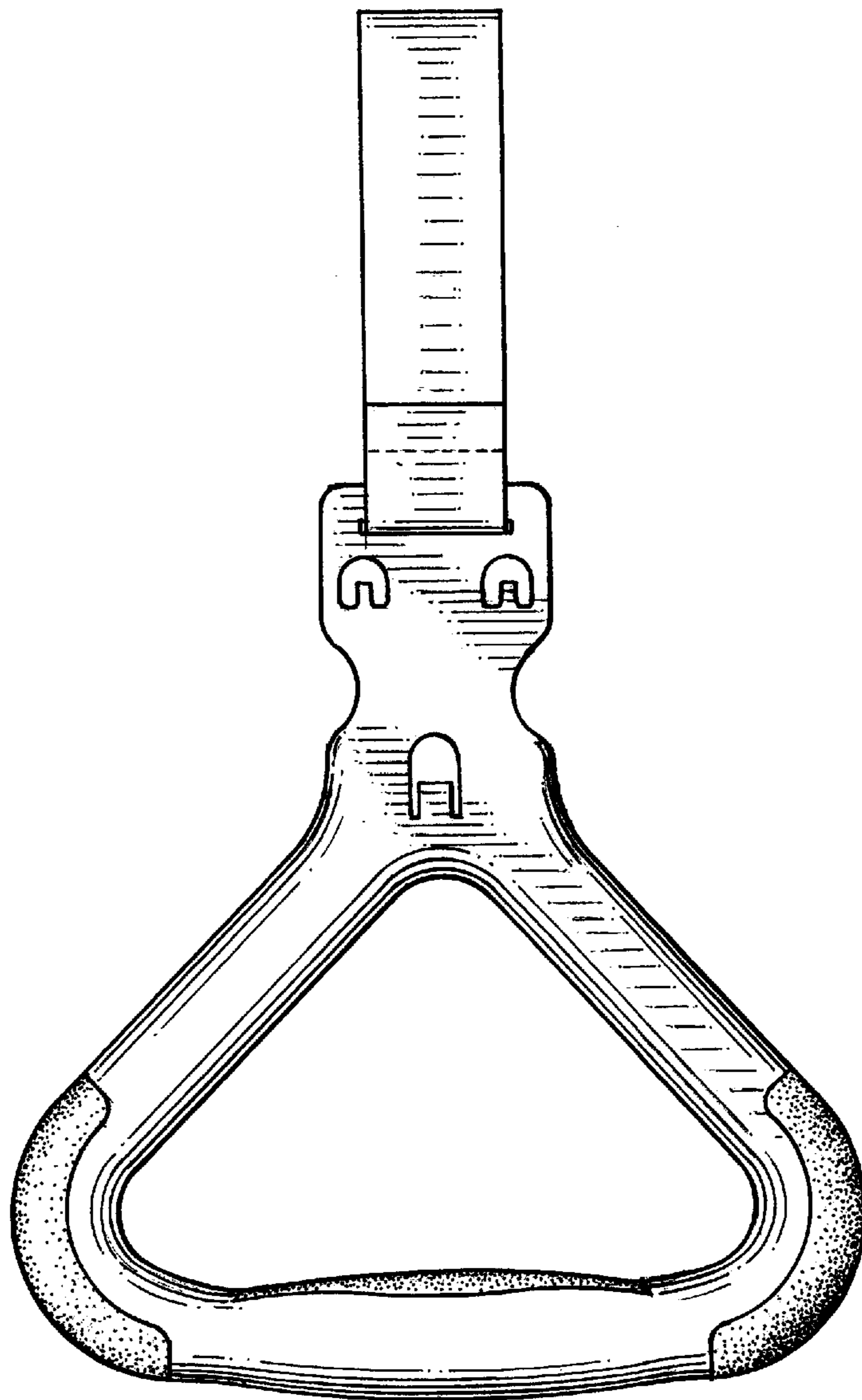



FIG.7