



US00D463090S

(12) **United States Design Patent**  
**Richer-Valenzano**

(10) **Patent No.:** **US D463,090 S**

(45) **Date of Patent:** **\*\* Sep. 24, 2002**

(54) **DUAL-LAYERED GLOVE**

(76) **Inventor:** **Susan Richer-Valenzano**, 1705 N.  
Chestnut St., Colorado Springs, CO  
(US) 80907

(\*\*) **Term:** **14 Years**

(21) **Appl. No.:** **29/156,051**

(22) **Filed:** **Feb. 22, 2002**

(51) **LOC (7) Cl.** ..... **02-06**

(52) **U.S. Cl.** ..... **D2/621**

(58) **Field of Search** ..... D2/610, 615-621,  
D2/623; D29/113, 116.2, 117.1, 117.2,  
120.1, 123; D24/190; 2/16, 19, 59, 159,  
161.1-161.8, 168, 907, 910, 917

(56) **References Cited**

**U.S. PATENT DOCUMENTS**

4,526,828	A	*	7/1985	Fogt et al.	.....	2/16	X
5,548,844	A	*	8/1996	Ceresia	.....	2/161.7	
5,740,551	A	*	4/1998	Walker	.....	2/16	
5,822,791	A	*	10/1998	Baris	.....	2/161.6	X

5,911,313	A	*	6/1999	Gold	.....	2/159	
5,911,848	A	*	6/1999	Haber et al.	.....	2/161.7	X
6,012,170	A	*	1/2000	Kim	.....	2/164	
6,020,057	A	*	2/2000	Darras	.....	2/161.7	X
D424,278	S	*	5/2000	Douglas	.....	D2/617	

\* cited by examiner

*Primary Examiner*—Louis S. Zarfes

*Assistant Examiner*—Robert A. Delehanty

(57) **CLAIM**

The ornamental design for a dual-layered glove, as shown and described.

**DESCRIPTION**

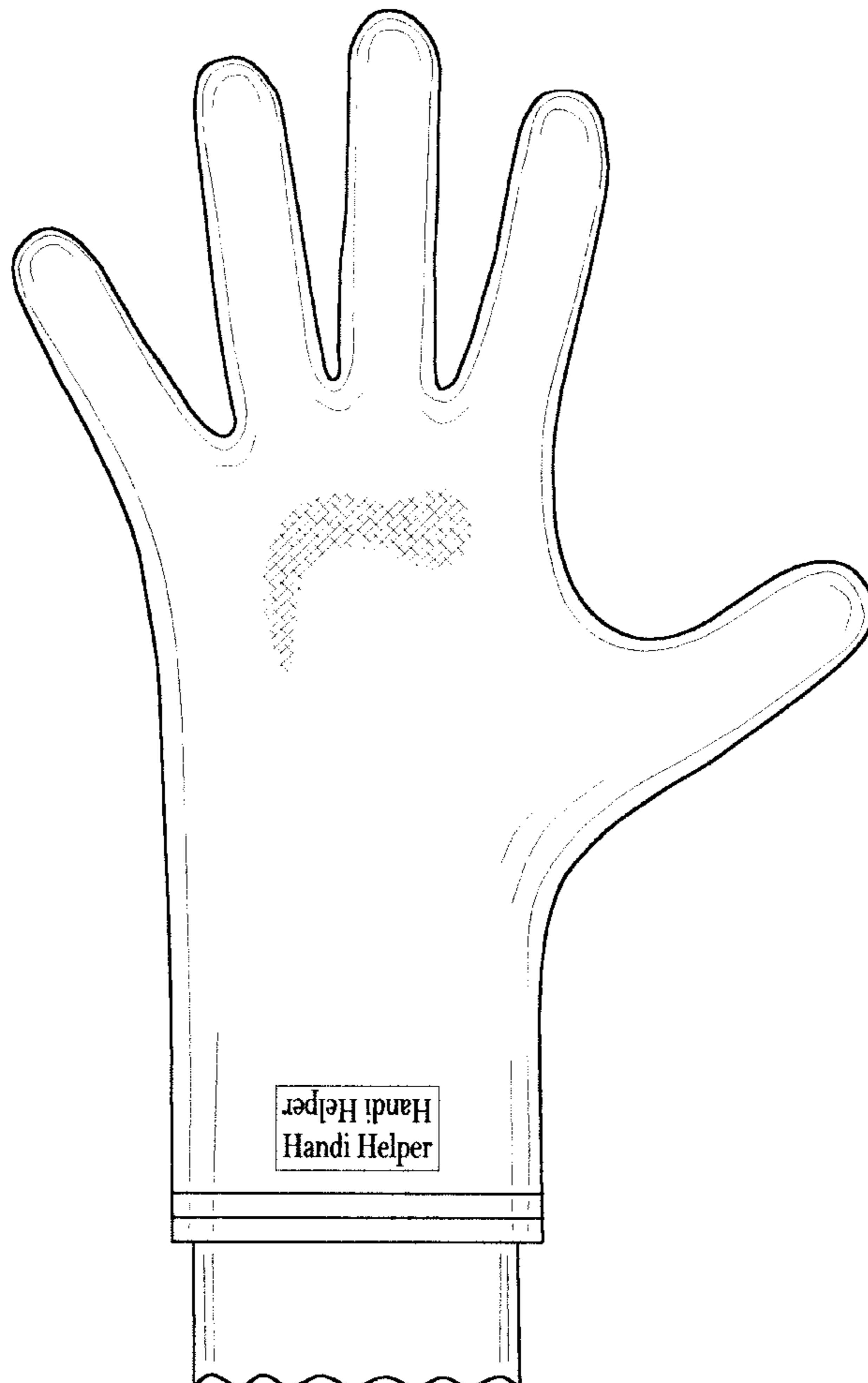
FIG. 1 is a front elevational view of a dual-layered glove showing my new design;

FIG. 2 is a rear elevational view thereof;

FIG. 3 is a side view, taken from the left side of FIG. 1; and, FIG. 4 is a side view, taken from the right side of FIG. 1.

The fragmentary crosshatch pattern shown in the drawing is understood to represent fabric and is repeated uniformly throughout the areas shown.

**1 Claim, 3 Drawing Sheets**



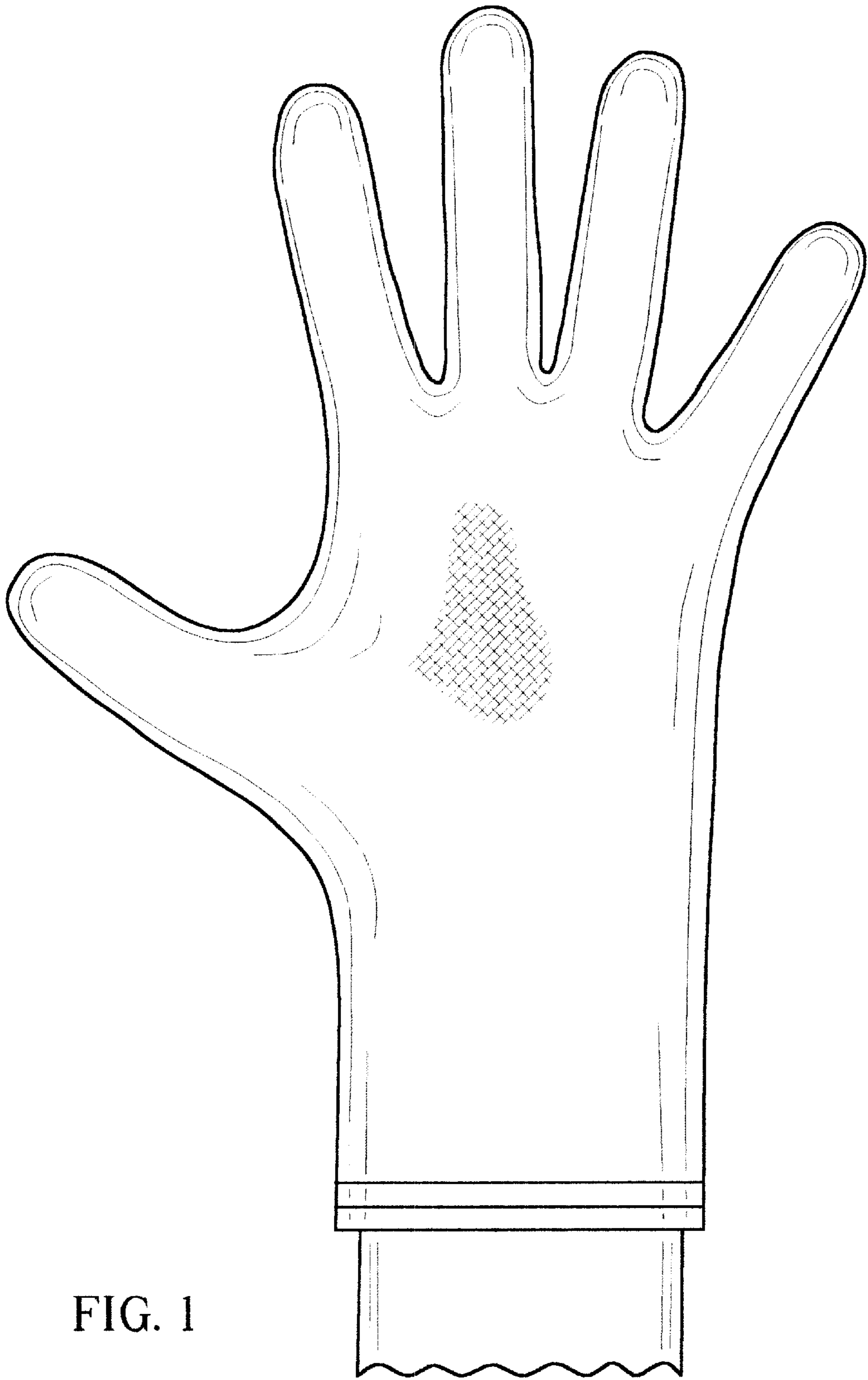


FIG. 1

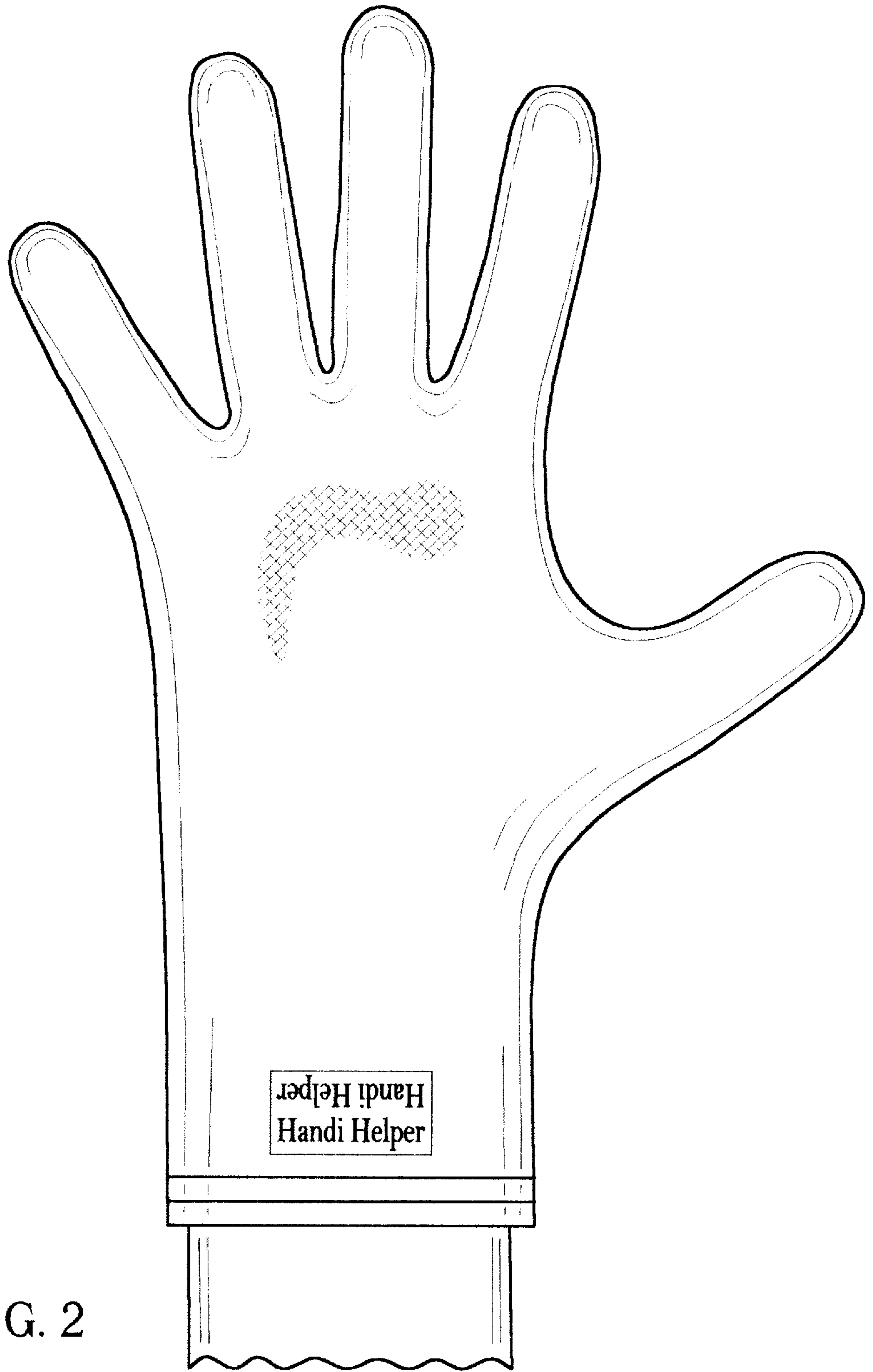


FIG. 2

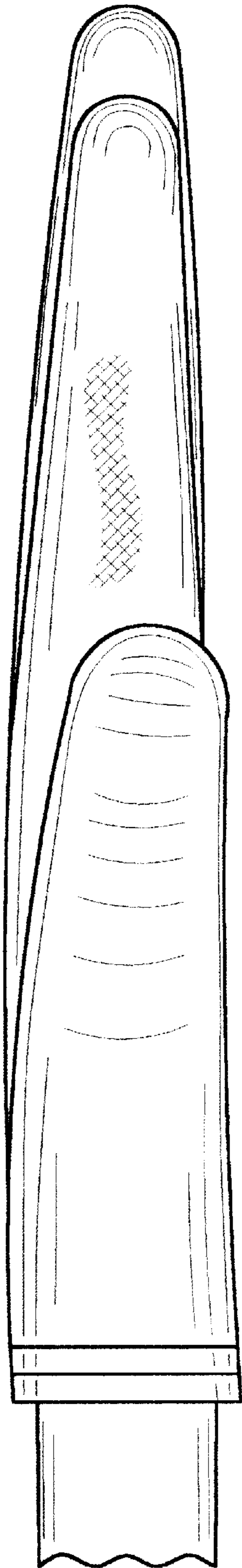


FIG. 3

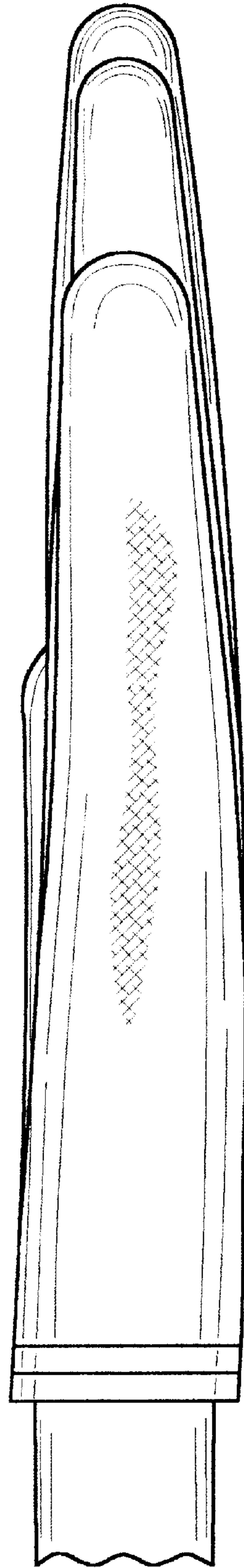


FIG. 4