



US00D463086S

(12) **United States Design Patent**  
**Harwanko**

(10) **Patent No.:** **US D463,086 S**

(45) **Date of Patent:** **\*\* Sep. 17, 2002**

(54) **BATH CART**

(75) Inventor: **Jeffrey Harwanko**, Wilmington, DE  
(US)

(73) Assignee: **Zenith Products Corp.**, New Castle,  
DE (US)

(\*\*) Term: **14 Years**

(21) Appl. No.: **29/138,912**

(22) Filed: **Mar. 21, 2001**

(51) **LOC (7) Cl.** ..... **12-02**

(52) **U.S. Cl.** ..... **D34/21; D6/479**

(58) **Field of Search** ..... D34/12-27; D6/479,  
D6/480, 477, 478; 280/79.11, 79.3, 79.2,  
47.35, 47.34; 108/111, 153, 59

(56) **References Cited**

**U.S. PATENT DOCUMENTS**

D174,193 S \* 3/1955 Pinkus ..... D34/21  
D176,473 S \* 12/1955 Moxley ..... D34/21

D381,168 S \* 7/1997 Delmerico et al. .... D34/21  
D410,578 S \* 6/1999 Tisbo et al. .... D34/21  
D430,964 S \* 9/2000 Liaw ..... D34/21  
D439,769 S \* 4/2001 Prince et al. .... D6/479

\* cited by examiner

*Primary Examiner*—Kay H. Chin

(74) *Attorney, Agent, or Firm*—Edgar A. Zarins; Lloyd D.  
Doigan

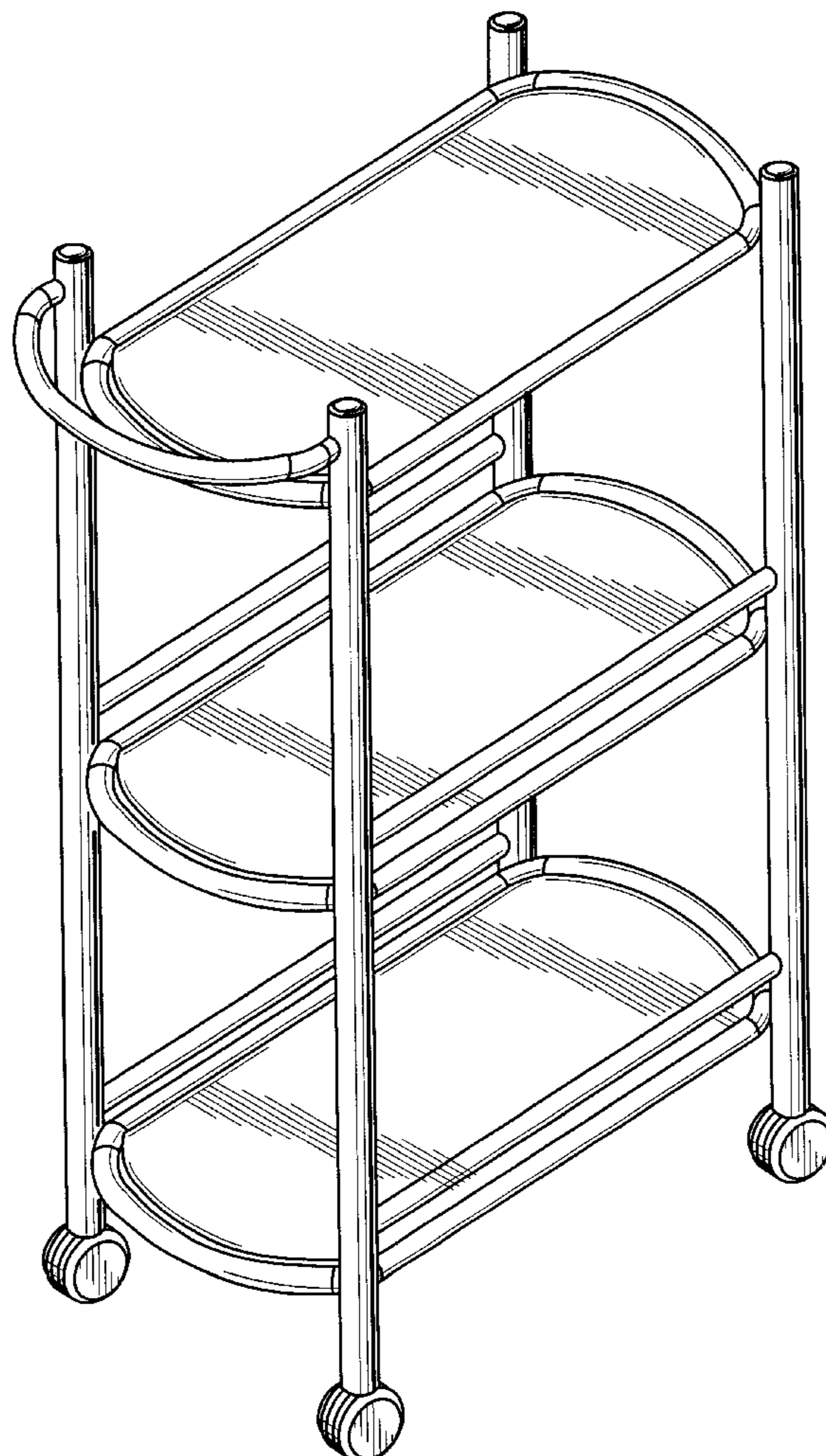
(57) **CLAIM**

The ornamental design for a bath cart, as shown and  
described.

**DESCRIPTION**

FIG. 1 is a perspective view of a bath cart showing my new  
design;  
FIG. 2 is a right side view thereof;  
FIG. 3 is a left side view thereof;  
FIG. 4 is a front elevational view thereof;  
FIG. 5 is a top plan view thereof; and,  
FIG. 6 is a rear elevational view thereof.

**1 Claim, 4 Drawing Sheets**



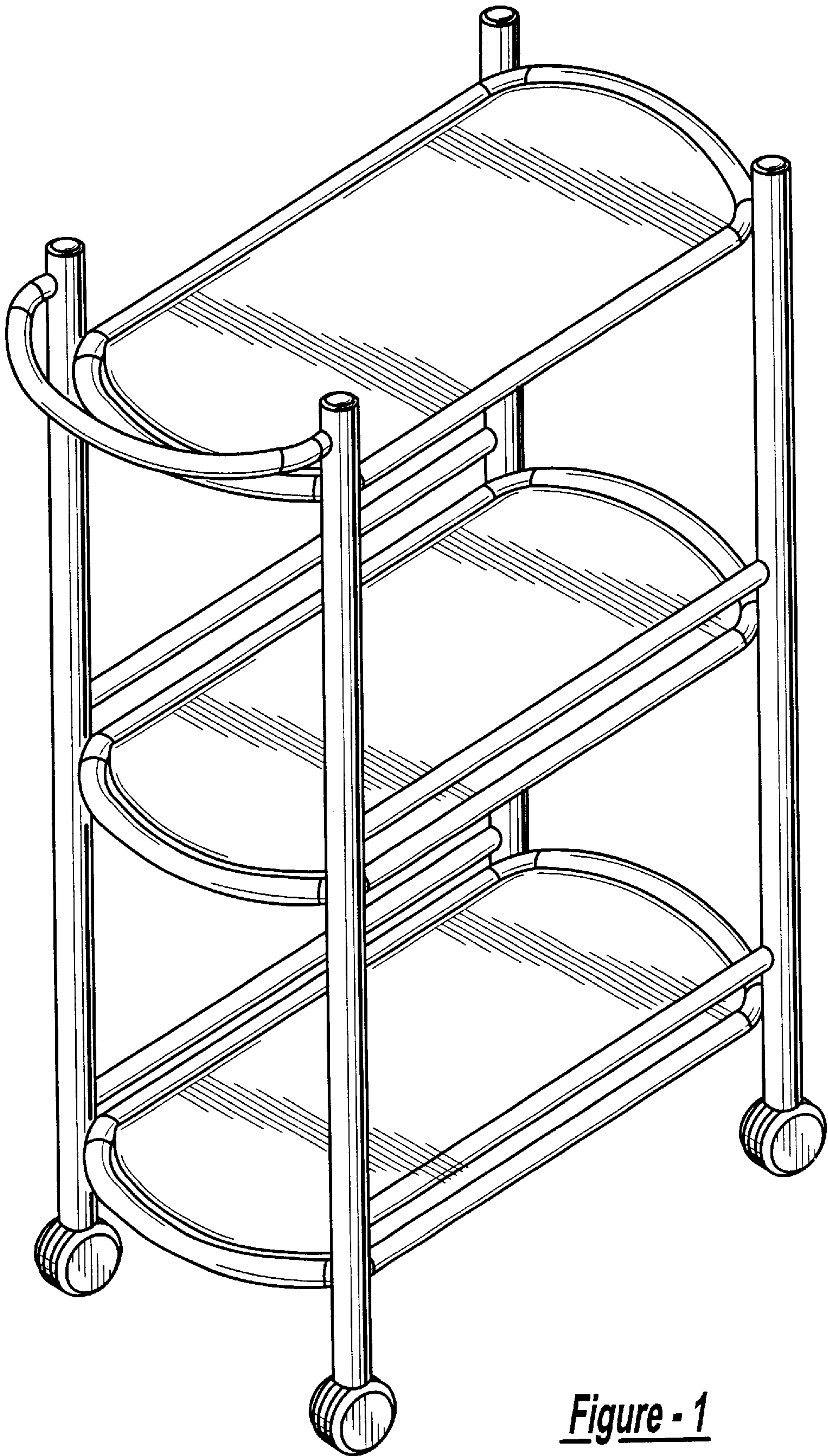


Figure - 1

Figure - 2





Figure - 3



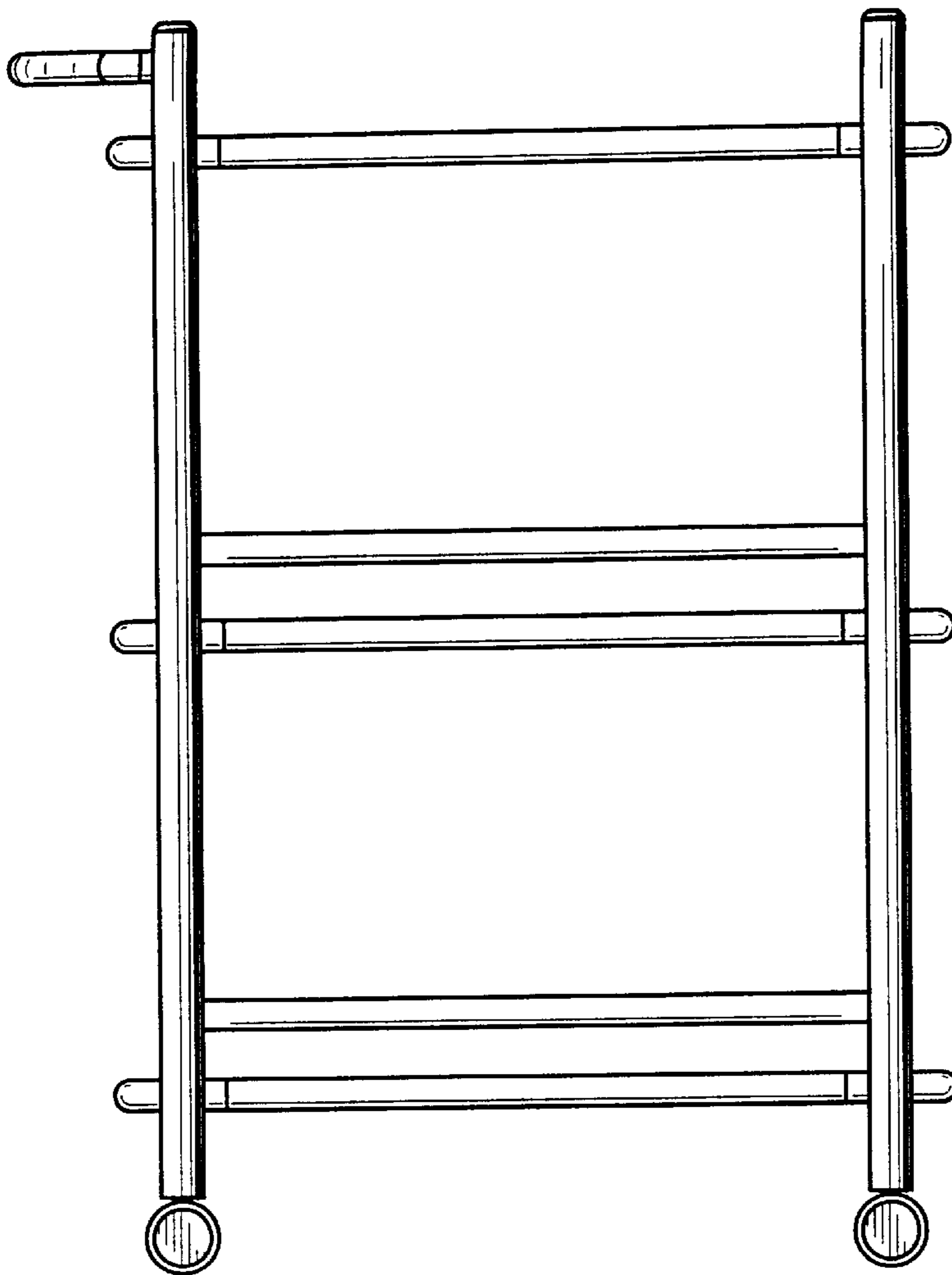


Figure - 4

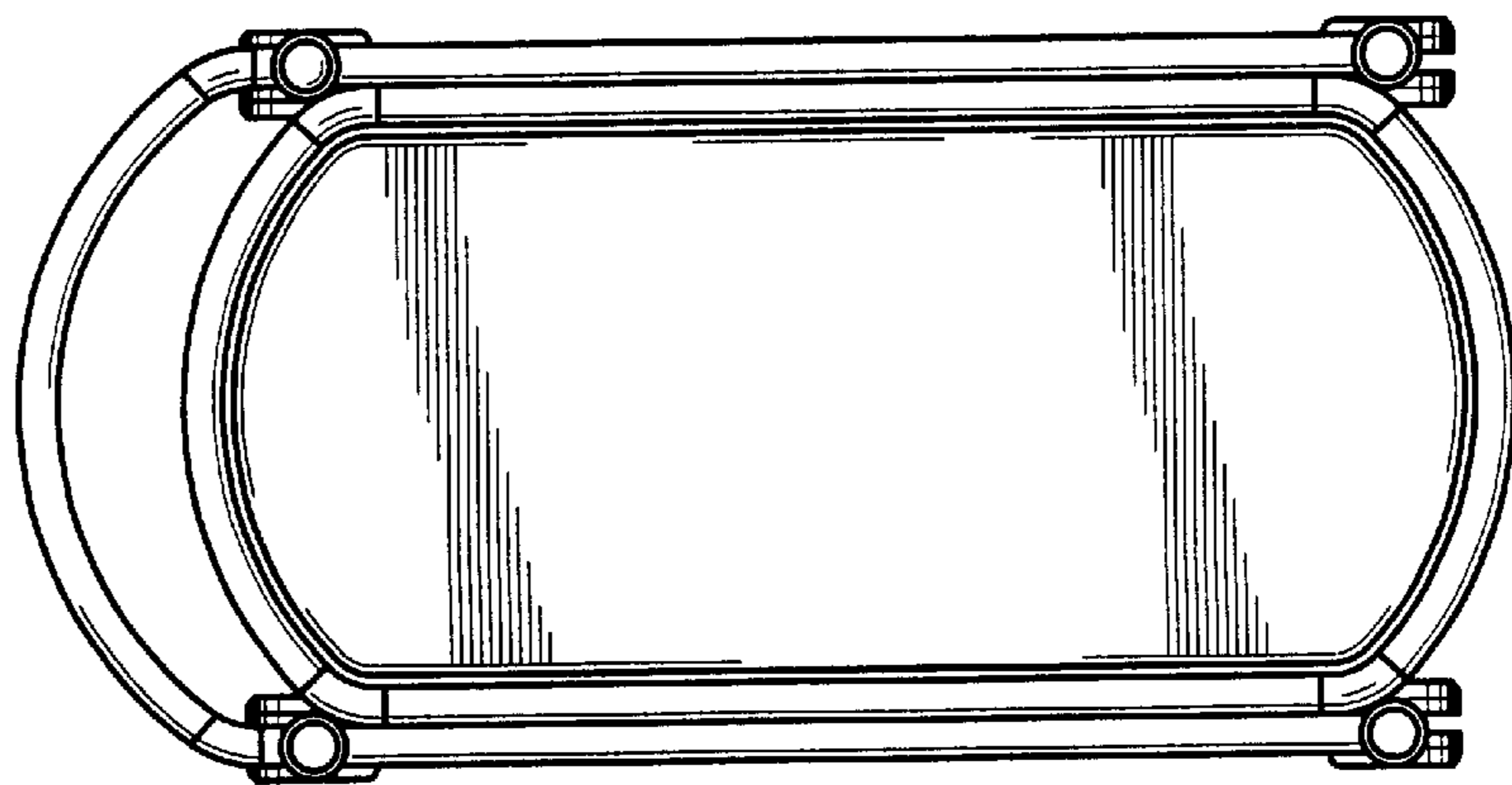


Figure - 5




Figure - 6