



US00D463081S

(12) **United States Design Patent**
Waldron et al.

(10) **Patent No.:** **US D463,081 S**

(45) **Date of Patent:** **** Sep. 17, 2002**

(54) **HANDLE FOR A VACUUM CLEANER**

(75) Inventors: **Michael E. Waldron**, Co Durham (GB); **Mark Stratford**, Co Durham (GB); **Gabriel E. Concari**, Eldersburg, MD (US); **Stacey A. Main**, Baltimore, MD (US)

(73) Assignee: **Black & Decker Inc.**, Newark, DE (US)

(**) Term: **14 Years**

(21) Appl. No.: **29/144,776**

(22) Filed: **Jul. 10, 2001**

(51) **LOC (7) Cl.** **15-05**

(52) **U.S. Cl.** **D32/34; D32/22**

(58) **Field of Search** **D32/21-22, 25, D32/31, 34; 15/329, 320-321, 323, 350-353**

(56) **References Cited**

U.S. PATENT DOCUMENTS

367,578 A	8/1887	Babb
1,867,226 A	7/1932	Martin
2,511,160 A	6/1950	Grobowski
2,950,134 A	8/1960	Strange
3,065,941 A	11/1962	Loftis
3,484,736 A	12/1969	Wyse
3,569,903 A	3/1971	Brishka
4,136,446 A	1/1979	Tripp
4,156,312 A	5/1979	Ballas, Sr.
4,156,967 A	6/1979	Ballas, Sr.
4,208,942 A	6/1980	Henrit
4,211,004 A	7/1980	Woods
4,342,369 A	8/1982	Ransom
4,364,435 A	12/1982	Tuggle et al.
4,391,545 A	7/1983	Zummer
4,463,498 A	8/1984	Everts
4,505,040 A	3/1985	Everts
4,567,657 A	2/1986	Krause
4,819,742 A	4/1989	Driggers

4,829,675 A	5/1989	Beihoffer
4,904,827 A	2/1990	Potter et al.
5,168,693 A	12/1992	Ingvarsen
5,257,768 A	11/1993	Juenemann et al.
5,309,600 A	5/1994	Weaver
D370,321 S *	5/1996	Robinette et al. D32/22
5,524,321 A	6/1996	Weaver
D374,172 S	10/1996	Frattarola
5,564,160 A	10/1996	Luebbering
5,615,970 A	4/1997	Reekie et al.
D380,882 S *	7/1997	Rorke et al. D32/22
D398,097 S *	9/1998	Murphy et al. D32/22
5,819,364 A	10/1998	Sham
D418,266 S *	12/1999	Medema et al. D32/22
D419,731 S *	1/2000	Bates et al. D32/22
D420,898 S	2/2000	Landman
D433,546 S *	11/2000	Milanese D32/22
6,148,144 A *	11/2000	Milanese 392/405

FOREIGN PATENT DOCUMENTS

EP 0 506 307 A1 9/1992

* cited by examiner

Primary Examiner—Ruth McInroy

(74) *Attorney, Agent, or Firm*—Harness, Dickey & Pierce, P.L.C.

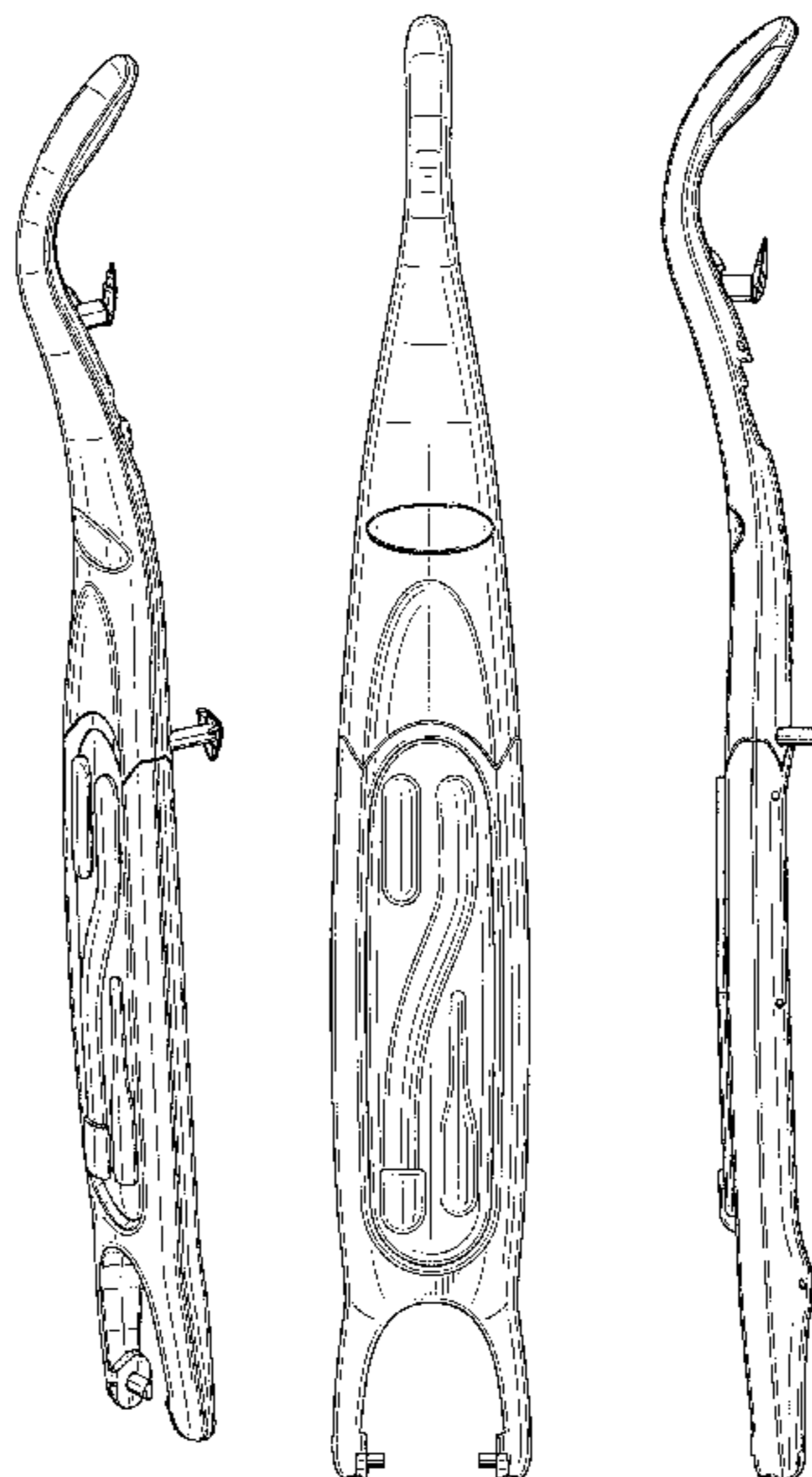
(57) **CLAIM**

We claim the ornamental design for a handle for a vacuum cleaner, as shown and described.

DESCRIPTION

FIG. 1 is a front-right perspective view of a handle for a vacuum cleaner showing our new design; FIG. 2 is a front view thereof; FIG. 3 is a rear view thereof; FIG. 4 is a right side view thereof; FIG. 5 is a left side view thereof; FIG. 6 is a top view thereof; and, FIG. 7 is a bottom view thereof.

1 Claim, 6 Drawing Sheets



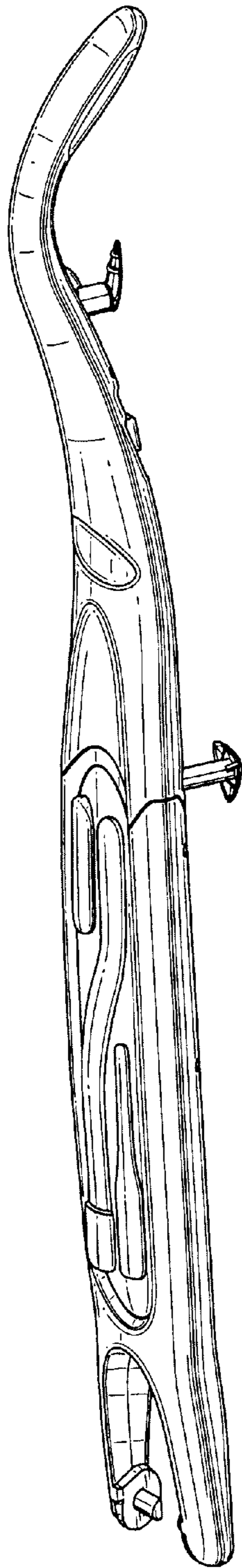


FIG. 1

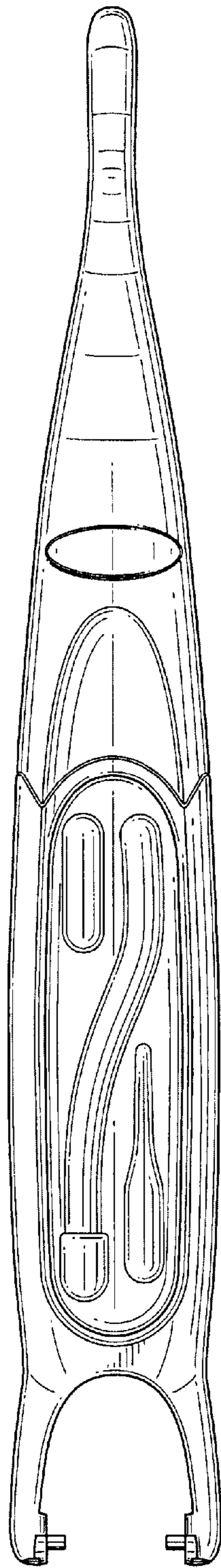


FIG. 2

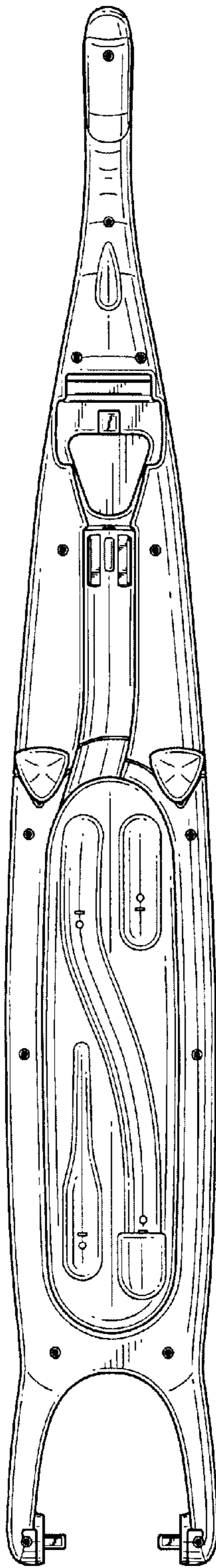


FIG. 3

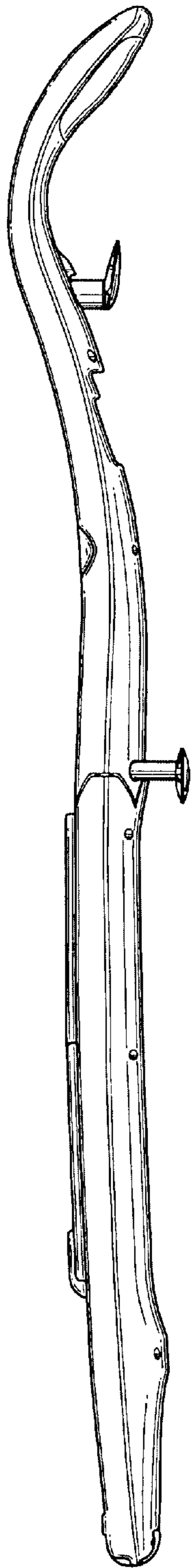


FIG. 4

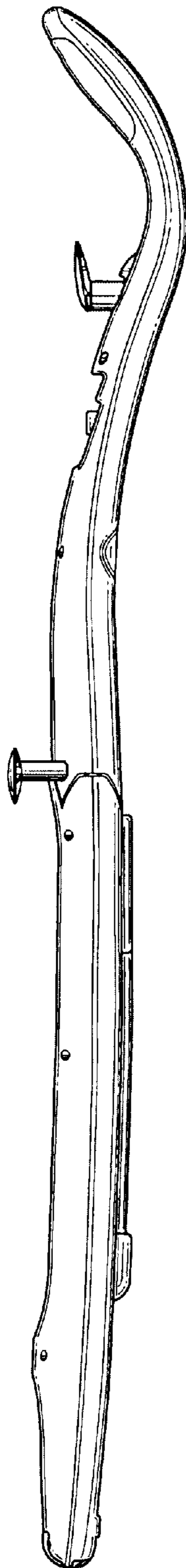


FIG. 5

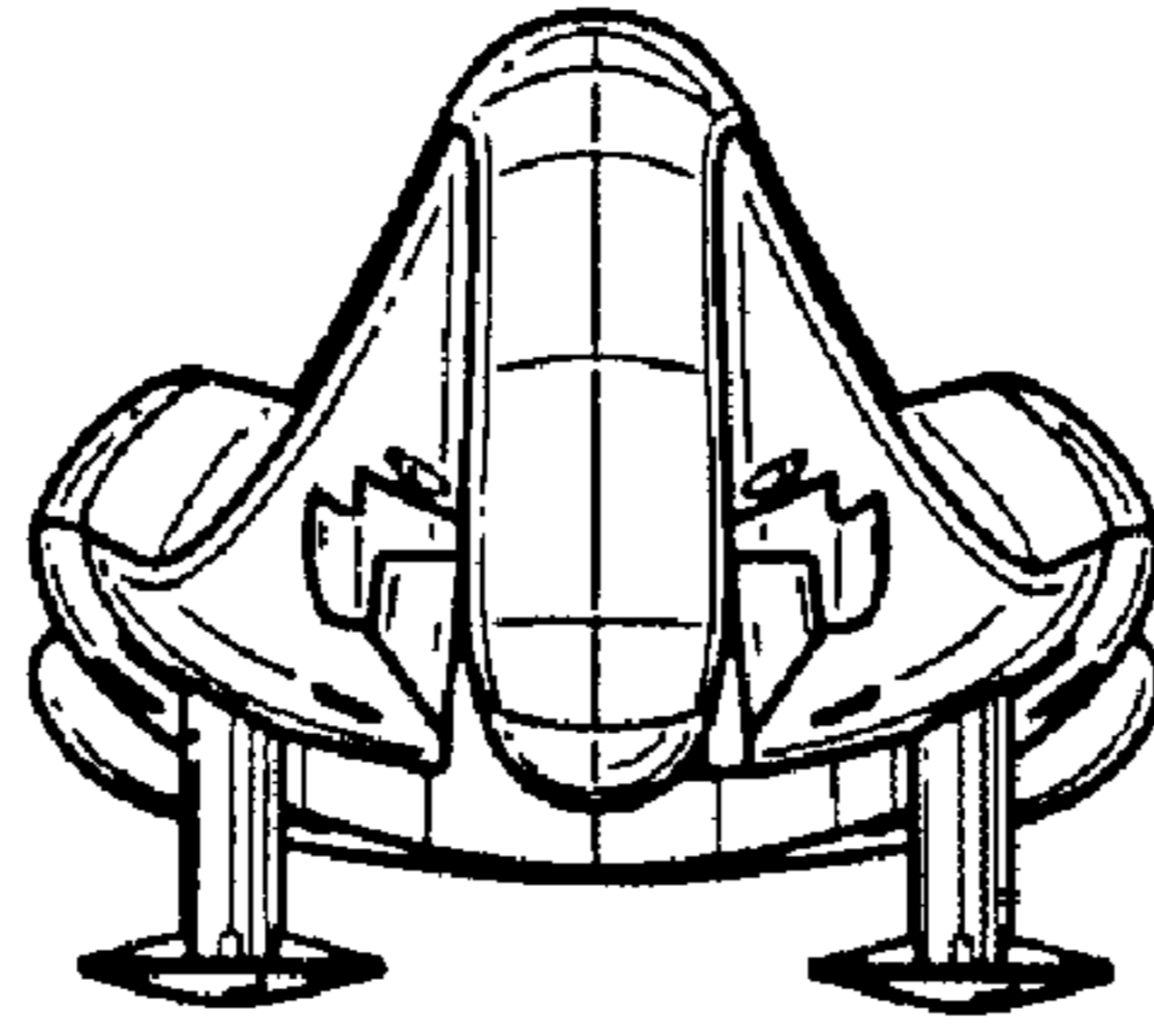


FIG. 6

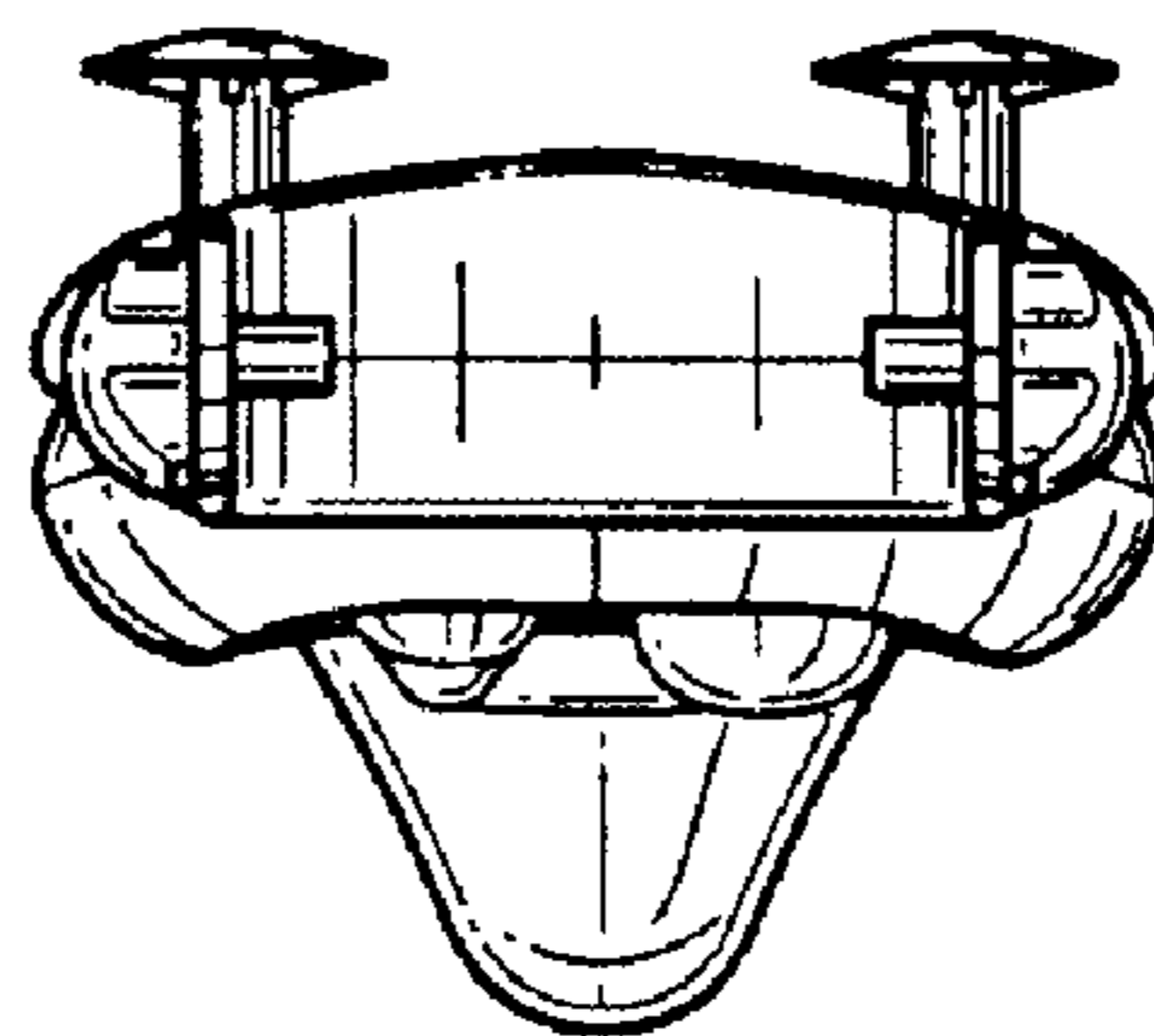


FIG. 7